



**HARLEY-DAVIDSON® GENUINE MOTORCYCLE
PARTS & ACCESSORIES**

MODEL INFORMATION						
YEAR:	MODEL:	ALPHA CODE:	FAMILY:	COLOR:	ENGINE TYPE:	DISPLACEMENT:

HARLEY-DAVIDSON MODELS – 1984 to 2022W (excluding LiveWire, V-Rod, FX and FXR models)

REVOLUTION MAX® FAMILY			
PAN AMERICA™	RA1250	'21-CURRENT	
PAN AMERICA™ SPECIAL	RA1250S	'21-CURRENT	
SPORTSTER® S	RH1250S	'21-CURRENT	
NIGHSTER	RH975	'22-CURRENT	
NIGHSTER SPECIAL	RH975S	'23 -CURRENT	

STREET™ FAMILY			
HARLEY-DAVIDSON STREET® 500	XG500	'15-'21	
HARLEY-DAVIDSON STREET 750	XG750	'15-'21	
STREET ROD®	XG750A	'17-'21	

SPORTSTER® FAMILY			
SPORTSTER® 1000	XLH	'84-'85	
SPORTSTER 883	XLH883/XL883	'86-'08	
SPORTSTER 883 CUSTOM	XLH883C/XL883C	'99-'09	
SPORTSTER 883 DELUXE	XLH883 DLX	'88-'95	
SPORTSTER 883 HUGGER™	XLH883 HUG	'88-'03	
SPORTSTER 1100 / 1200	XLH1100 / XLH1200	'86-'87 / '88-'03	
SPORTSTER 1200 CUSTOM	XLH1200C/XL1200C	'96-'20	
SPORTSTER 1200 SPORT	XL1200S	'96-'03	
SPORTSTER 883 LOW	XL883L	'05-'10	
SPORTSTER SUPERLOW®	XL883L	'11-'20	
SPORTSTER 883 IRON™	XL883N	'09-'22	
SPORTSTER 883R	XL883R	'02-'03, '05-'07	
SPORTSTER ROADSTER®	XL1200CX	'16-'20	
SPORTSTER 1200 LOW	XL1200L	'06-'11	
SPORTSTER 1200 NIGHTSTER™	XL1200N	'07-'12	
SPORTSTER IRON 1200™	XL1200NS	'18-'20	
SPORTSTER 1200 ROADSTER	XL1200R	'04-'08	
SPORTSTER SUPERLOW 1200T	XL1200T	'14-'17	
SPORTSTER SEVENTY-TWO®	XL1200V	'12-'16	
SPORTSTER FORTY-EIGHT®	XL1200X	'10-'22	
SPORTSTER FORTY-EIGHT® SPECIAL	XL1200XS	'18-'20	
50TH ANNIVERSARY SPORTSTER	XL50	'07	
ROADSTER	XLS	'84-'85	
XLX-61	XLX	'84-'86	
XR-1000	XR-1000	'84-'85	
XR1200™ / XR1200X™	XR1200 / XR1200X	'08-'10 / '11-'13	

DYNA® FAMILY			
SWITCHBACK™	FLD	'12-'16	
DYNA SUPER GLIDE®	FXD/I	'95-'10	
STREET BOB®	FXDB/I	'06-'17	
DYNA SUPER GLIDE CUSTOM	FXDC/I	'05-'14	
FAT BOB®	FXDF	'08-'17	
CVO FAT BOB	FXDFSE	'09-'10	
DYNA LOW RIDER	FXDL/I	'93-'09, '14-'17	
DYNA LOW RIDER S	FXDLS	'16-'17	
DYNA CONVERTIBLE	FXDS CONV	'94-'00	
SCREAMIN' EAGLE® DYNA	FXDSE	'07-'08	
DYNA WIDE GLIDE®	FXDWG/I	'93-'08, '10-'17	
CVO DYNA WIDE GLIDE	FXDWG2/3	'01-'02	
DYNA SUPER GLIDE SPORT	FXDX/I	'99-'05	

SOFTAIL® FAMILY – MILWAUKEE-EIGHT®			
SOFTAIL® DELUXE	FLDE	'18-'20	
FAT BOY®	FLFB/S	'18-CURRENT	
HERITAGE SOFTAIL® CLASSIC	FLHC/S	'18-CURRENT	
SOFTAIL SLIM®	FLSL	'18-'21	
SPORT GLIDE™	FLSB	'18-'21	
STREET BOB®	FXBB/S	'18-CURRENT	
BREAKOUT®	FXBR/S	'23-CURRENT	
FXDR 114	FXDRS	'19-'20	
FAT BOB®	FXFB/S	'18-CURRENT	
LOW RIDER®	FXLR	'18-'20	
LOW RIDER® S	FXLRS	'20-CURRENT	
LOW RIDER® ST	FXLRST	'22-CURRENT	
SOFTAIL® STANDARD	FXST	'21-CURRENT	

SOFTAIL® FAMILY – EVOLUTION® 1340/TWIN CAM			
SOFTAIL SLIM®	FLS	'12-'17	
SOFTAIL SLIM S	FLSS	'16-'17	
HERITAGE SOFTAIL®	FLST/I	'86-'90, '06	
HERITAGE SOFTAIL CLASSIC	FLSTC/I	'88-'17	
CROSS BONES®	FLSTSB	'08-'11	
SOFTAIL SPRINGER™ CLASSIC	FLSTSC/I	'05-'07	
CVO™ SOFTAIL CONVERTIBLE	FLSTSE	'10-'12	
FAT BOY®	FLSTF/I	'90-'17	
FAT BOY LO/SPECIAL	FLSTFB	'10-'16	
FAT BOY S	FLSTFBS	'16-'17	
CVO FAT BOY	FLSTFSE	'05-'06	
HERITAGE SOFTAIL SPECIAL/NOSTALGA	FLSTN	'93-'96	
SOFTAIL DELUXE	FLSTN/I	'05-'17	
CVO DELUXE	FLSTNSE	'14-'17	
HERITAGE SPRINGER®	FLSTS/I	'97-'03	
ROCKER™	FXCW	'08-'09	
ROCKER C	FXCWC	'08-'11	
BLACKLINE®	FXS	'11-'13	
BREAKOUT®	FXSB	'13-'17	
CVO BREAKOUT	FXSBSE	'13-'14	
CVO PRO STREET BREAKOUT	FXSE	'16-'17	
SOFTAIL/SOFTAIL STANDARD	FXST/I	'84-'90, '99-'15	
NIGHT TRAIN™	FXSTB/I	'98-'09	
SOFTAIL CUSTOM	FXSTC	'86-'99, '07-'10	
SOFTAIL DEUCE™	FXSTD/I	'00-'07	
CVO DEUCE	FXSTDSE	'03-'04	
SPRINGER SOFTAIL	FXSTS/I	'88-'06	
BAD BOY	FXSTSB	'95-'97	
CVO SPRINGER SOFTAIL	FXSTSSE	'07-'09	

TOURING FAMILY			
ROAD KING®	FLHR/I	'94-'22	
ROAD KING CLASSIC	FLHRC/I	'98-'19	
ROAD KING CUSTOM	FLHRS/I	'04-'07	
ROAD KING SPECIAL	FLHRXS	'17-CURRENT	
CVO ROAD KING	FLHRSE	'02-'03, '07-'08, '13-'14	
ELECTRA GLIDE®	FLH	'84-'85	
ELECTRA GLIDE SPECIAL	FLHX	'84-'85	
ELECTRA GLIDE SPORT	FLHS	'84, '87-'93	
ELECTRA GLIDE STANDARD	FLHT/I	'86-'87, '95-'09, '19-'22	
ELECTRA GLIDE CLASSIC	FLHTC/I	'84-'13	
CVO ELECTRA GLIDE	FLHTCSE	'04-'05	
ELECTRA GLIDE ULTRA CLASSIC®	FLHTCU/I	'89-'19	
ELECTRA GLIDE ULTRA CLASSIC TWIN-COOLED™	FLHTCU TC	'14-'19	
ELECTRA GLIDE ULTRA CLASSIC LOW	FLHTCUL	'15-'16	
ELECTRA GLIDE ULTRA CLASSIC LOW TWIN-COOLED	FLHTCUL TC	'15-'16	
CVO ELECTRA GLIDE ULTRA CLASSIC	FLHTCUSE	'06-'13	
STREET GLIDE®	FLHX	'06-CURRENT	
STREET GLIDE SPECIAL	FLHXS	'14-CURRENT	
STREET GLIDE ST	FLHXST	'22-CURRENT	
CVO STREET GLIDE	FLHXSE	'10-'12, '15-CURRENT	
ULTRA LIMITED	FLHTK	'10-CURRENT	
ULTRA LIMITED LOW	FLHTKL	'15-'19	
CVO LIMITED	FLHTKSE	'14-CURRENT	
TOUR GLIDE™ CLASSIC	FLTC	'84-'91	
ULTRA CLASSIC TOUR GLIDE	FLTCU/I	'89-'96	
ROAD GLIDE®	FLTR/I, FLTRX	'98-'09, '15-CURRENT	
CVO ROAD GLIDE	FLTRSE	'00-'01, '09	
ROAD GLIDE ULTRA	FLTRU	'11-'13, '16-'19	
CVO ROAD GLIDE ULTRA	FLTRUSE	'11, '15-'16	
ROAD GLIDE CUSTOM	FLTRX	'10-'13	
ROAD GLIDE SPECIAL	FLTRXS	'15-CURRENT	
ROAD GLIDE ST	FLTRXST	'22-CURRENT	
ROAD GLIDE LIMITED	FLTRK	'20-CURRENT	
CVO ROAD GLIDE CUSTOM	FLTRXSE	'12-'13, '18	

TRIKE FAMILY			
TRI GLIDE® ULTRA CLASSIC	FLHTCUTG	'09-CURRENT	
CVO TRI GLIDE	FLHTCUTGSE	'20	
STREET GLIDE TRIKE	FLHXXX	'10-'11	
FREEWHEELER®	FLRT	'15-CURRENT	
ROAD GLIDE 3	FLTRT	'23-CURRENT	

PAN AMERICA™	
WINDSHIELDS	4
SEATS	6
VEHICLE PROTECTION	8
LUGGAGE	10
PERFORMANCE	14
CHASSIS TRIM	15
WHEELS	16
MAINTAINANCE	16

SPORT	
WINDSHIELDS	20
SEATS	22
LUGGAGE	25
CONTROLS	26
COLLECTIONS AND TRIM	30

CRUISER - SPORTSTER®	
WINDSHIELDS	34
SEATING	36
BACKRESTS & RACKS	38
SADDLEBAGS	42
HAND & FOOT CONTROLS	44
ENGINE GUARDS	46
CHASSIS TRIM – FRONT END	48
GAUGES	50

CRUISER - DYNA®	
WINDSHIELDS	54
SEATING	58
BACKRESTS & RACKS	63
LUGGAGE	68
SUSPENSION	69
FOOT CONTROLS	70
ENGINE GUARDS & HIGHWAY PEGS	73
CHASSIS TRIM – FRONT END	74

CRUISER - MILWAUKEE-EIGHT® SOFTAIL®	
WINDSHIELDS	77
SEATING	82
BACKRESTS & RACKS	93
SADDLEBAGS	98
LUGGAGE	103
SUSPENSION	104
HAND & FOOT CONTROLS	106
ENGINE GUARDS	112
AUDIO	114
CHASSIS TRIM – FRONT END	116
CHASSIS TRIM – REAR END	118

CRUISER - TWIN-CAM SOFTAIL®	
WINDSHIELDS	120
SEATING	124
BACKRESTS & RACKS	128
SADDLEBAGS	134
FOOT CONTROLS	138
ENGINE GUARDS & HIGHWAY PEGS	143
CHASSIS TRIM – FRONT END	146
CHASSIS TRIM – REAR END	152
CHASSIS TRIM – ENGINE & FENDERS	156

TOURING & TRIKE	
PACKAGES	160
WINDSHIELDS	166
FAIRING LOWERS & ACCESSORIES	182
COOLFLOW™ FAN & OIL FANS	184
SEATING	202
BACKRESTS & RACKS	216
TOUR-PAK® & ACCESSORIES	264
SADDLEBAGS & ACCESSORIES	222
LUGGAGE ACCESSORIES	226
FOOT CONTROLS	232
ENGINE GUARDS & CENTER STANDS	240
SUSPENSION & FRONT END	242
CHASSIS TRIM – FAIRING & CONSOLE	246
CHASSIS TRIM – REAR END	253
CHASSIS TRIM – REAR LIGHTING	268
AUXILIARY POWER & CHARGING	273
PAINT PROTECTION	277

SCREAMIN' EAGLE®	
STREET TUNER	284
MILWAUKEE-EIGHT® POWERTRAIN	286
TWIN-CAM POWERTRAIN	326
SPORTSTER® POWERTRAIN	346
AIR FILTERS & SPARK PLUGS	354
CRATE ENGINES & TRANSMISSIONS	359

ENGINE TRIM	
COLLECTIONS	374
MILWAUKEE-EIGHT™ ACCESSORIES	395
TWIN CAM ACCESSORIES	398
AIR CLEANER COVERS	408
HARDWARE & HARDWARE COVERS	412

CONTROLS	
HAND & FOOT CONTROL COLLECTIONS	422
HIGHWAY PEGS & FOOTPEG HARDWARE	454
FOOTPEGS & FOOTBOARDS	458
MIRRORS	461
HAND CONTROLS & LEVERS	464
HANDLEBARS	471
HANDLEBAR RISERS & CABLES	494

AUDIO & GAUGES	
HARLEY-DAVIDSON® AUDIO POWERED BY ROCKFORD FOSGATE®	500
FITMENT MATRICES	513
BOOM!™ AUDIO – TOURING BIKES	520
BOOM! AUDIO – STAGE I	522
BOOM! AUDIO – STAGE II	524
HEADSETS	529
GPS NAVIGATION & SIRIUSXM™	528
PHONE MOUNTS & ACCESSORIES	536
ANTENNA SYSTEMS	539
AUXILIARY POWER & CHARGING	540
GAUGES	541
CLOCKS & AIR TEMP	524
FUEL GAUGES, CAPS & MEDALLIONS	545

LIGHTING	
SPECTRA GLO™ & LED CUSTOM LIGHTING	550
HEADLAMPS & AUXILIARY LIGHTING	553
HEADLAMP TRIM	560
TURN SIGNALS	566
TAIL & BRAKE LAMPS	574
LICENSE MOUNTS & ACCESSORIES	578
HORNS & HORN COVERS	582

WHEELS	
CUSTOM WHEELS	586
BRAKE ROTORS	594
SPROCKETS	598
WHEEL ACCESSORIES	597

LUGGAGE	
TOURING LUGGAGE & ACCESSORIES	601
WINDSHIELD & FAIRING BAGS	606
TIE-DOWNS & ACCESSORIES	608
FLAGS	610

COLOR SHOP	
COLOR-MATCHED ACCESSORIES	614
PAINTS	628
MEDALLIONS & DECALS	629

GARAGE	
OIL	632
OIL CHANGE ACCESSORIES	641
LUBES AND SEALENTS	642
SURFACE CARE PRODUCTS	644
MOTORCYCLE COVERS	652
GARAGE STORAGE	655
MOTORCYCLE LIFTS & TIE-DOWNS	657
SECURITY LOCKS & SYSTEMS	659
BATTERY CHARGERS	666
BATTERIES	669
TOOLS	670
AIR FILTERS	672
SPARK PLUGS	674
BRAKE PADS	675
TIRE GAUGES & AIR PUMPS	676

INDEX	
ALPHABETIC INDEX	692
PAGE NUMBER/PART NUMBER INDEX	699
WARRANTY INFORMATION	IBC

ADVENTURE TOURING



4 PAN AMERICA®

Windshields

A. ADVENTURE WINDSHIELD – 18" CLEAR

This windshield is approximately 2.5 inches taller than the Original Equipment windshield for added protection from the elements.

57400454
Fits '21-later RA1250, RA1250S and '24 RA1250SE models.

B. ADVENTURE WINDSHIELD

This windshield is approximately 4.5 inches lower than the Original Equipment windshield and allows most riders to see over the windshield.

Fits '21-later RA1250, RA1250S and '24 RA1250SE models.
57400456 11" Dark Smoke.
57400499 11" Clear.

C. TANK KNEE PAD KIT – PAN AMERICA®

These self-adhesive black rubber pads are easy to install and feature tapered raised ridges that complement the styling of the seat, and add traction and comfort when knees grip the tank. The two-piece kit offers protection for surfaces where rider legs and riding gear contact the tank.

57300291
Designed for RA1250 and RA1250S models, but will fit other fuel tanks. May cover a portion of fuel tank graphics. Check appearance before adhering to tank.



A. ADVENTURE WINDSHIELD – 18" CLEAR



B. ADVENTURE WINDSHIELD – 11" DARK SMOKE



C. TANK KNEE PAD KIT



D. DAYMAKER ADAPTIVE HEADLAMP UPGRADE KIT



D. DAYMAKER LED FORWARD AUXILIARY LIGHTS



E. DAYMAKER LED FORWARD AUXILIARY LIGHTS



E. DAYMAKER LED FORWARD AUXILIARY LIGHTS

PAN AMERICA® 5

Lighting

D. DAYMAKER® ADAPTIVE HEADLAMP UPGRADE KIT – PAN AMERICA®

See more road at night. Daymaker® Adaptive Headlamp technology utilizes motorcycle sensors to determine the lean angle of the bike and automatically projects additional light into corners to illuminate areas of the road that may be unlit by an LED headlamp without this technology. The system includes three LED elements per side in a separate lighting unit located above the main Daymaker LED headlamp. The LED elements illuminate in sequence based on motorcycle lean angle, at 8 degrees, 15 degrees and 23 degrees. Each element will fade on during the activation and off during deactivation, appearing seamless to the rider. The system functions when the headlight is in either high-beam or low-beam mode. Engineered by Harley-Davidson for ideal fit and function. Original Equipment on the Pan America® 1250 Special model.

69202757
Fits '21-later RA1250 models. Original Equipment on RA1250S models.

E. DAYMAKER LED FORWARD AUXILIARY LIGHTS*

These rugged auxiliary LED lights offer three-way function that will serve the adventure touring rider in any situation. Installed as a pair, each light has a three-beam, four-lens design within durable aluminum housing. In daylight these lights also make the motorcycle more conspicuous to other motorists. The factory-integrated design makes these lights easy to install and a perfect fit and look on the bike. Three-way functionality: Fog lights produce a wide pool of light directly in front of the motorcycle to light the edge of the road in low-visibility conditions. Driving lights punch light further down the road to augment headlight performance. Off-Road beams deliver 275-meter forward visibility and 50-meter side visibility to light up the trail (not street legal). Powder coated lightweight aluminum housing. High-impact hard-coated and anti-fog coated outer lens. Installation requires separate purchase of Auxiliary Light Installation Kit.

68000340
Fits '21-later RA1250, RA1250S, and RA1250SE models equipped with Original Equipment Brush Guard or accessory Brush Guard P/N 49000192, and '14-later Touring models. Separate purchase of model-specific installation kit is required.

Also available:
AUXILIARY LIGHT INSTALLATION KIT – PAN AMERICA

Installation kit includes a wiring harness, mounting brackets, and switch pack for installing Daymaker® LED Forward Auxiliary Lights.

68000343
Fits '21-later RA1250, RA1250S, and RA1250SE models.

*NOTE: Some local regulations prohibit using auxiliary lighting with high-beam lighting. Check local regulations before installation.

6 PAN AMERICA®

Seats

A. SUNDOWNER™ SOLO SEAT - PAN AMERICA®
Have miles to ride before you sleep? The new Sundowner™ Solo Seat for Harley-Davidson® Pan America® 1250 models can help keep you comfortable and alert until the next gas stop or camp site. Its enhanced bucket shape and spherical-void foam construction is designed to reduce numbing pressure points, and waterproof construction means you won't have a soggy bum after the rain quits. Factory fit retains your bike's tool storage and high/low position features. Treat your passenger to a matching Sundowner™ Pillion (sold separately) for two-up comfort.

52000478
Fits '21-later RA1250, RA1250S and '24-later RA1250SE models

B. SUNDOWNER PASSENGER PILLION - PAN AMERICA
Provides a passenger Sundowner comfort with style that matches the Sundowner seat. Wider shape than Original Equipment pillion for added passenger comfort and confidence when riding on or off road. Designed for Original Equipment mounting points and does not compromise rider seat features. Waterproof construction and seam sealed stitch lines prevent water from soaking into the foam and leaving the rider with a damp bum.

52400249
Fits '21-later RA1250, RA1250S and '24-later RA1250SE models equipped with Sundowner Solo Seat P/N 52000478.

C. REACH® SOLO SEAT – PAN AMERICA
The Reach® Solo Seat lowers seat height by 1 inch to optimize fit for riders of shorter stature, while retaining full functionality. Helps many riders get feet down with confidence at a stop. Retains the two-position seat adjustability feature to fine-tune rider ergonomics. Retains easy access to under seat tool storage. Replaces only the rider seat position. Matches the style of the Original Equipment seat

52000471
Fits '21-later RA1250, RA1250S and '24-later RA1250SE models

D. TALLBOY® SOLO SEAT – PAN AMERICA
For riders with a longer inseam, a Tallboy® Seat moves the rider up from the stock seating position and places the body for a natural arm and leg reach to the controls. The Tallboy Seat increases seat height by 1". Opens the rider's hip/knee/ankle angles for more comfort, especially over longer distances. Gives the rider a more-commanding position and view of the road or trail ahead. Retains the two-position seat adjustability feature to fine-tune rider ergonomics. Retains easy access to under seat tool storage. Replaces only the rider seat position. Matches the Original Equipment seat.

52000472
Fits '21-later RA1250, RA1250S and '24-later RA1250SE models



Reach Seats



Tallboy Seats



A. SUNDOWNER SOLO SEAT - PAN AMERICA



B. SUNDOWNER PASSENGER PILLION - PAN AMERICA



C. REACH SOLO SEAT – PAN AMERICA



D. TALLBOY SOLO SEAT – PAN AMERICA



E. TACTICAL HAND GRIPS



G. WILD ONE™ HEATED HAND GRIPS



I. PAN AMERICA TALL RISERS



F. TACTICAL HEATED HAND GRIPS



H. EMPIRE™ COLLECTION – HEATED HAND GRIPS



J. PAN AMERICA STEERING DAMPER KIT

PAN AMERICA® 7

Adventure Hand Controls

E. TACTICAL HAND GRIPS
A black rubber grid pattern with deep grooves provides outstanding grip for rider comfort and confidence in any riding condition.

56100402
Fits '21-later RA1250 and RH1250S models. Does not fit models with original equipment heated grips. Models with Bar End Mirrors require separate purchase of P/N 55801095 qty (2).

F. TACTICAL HEATED HAND GRIPS
Get more comfort and control with these heated grips. Heat settings are controlled with a military grade resistor, and use a thermostat to automatically monitor and adjust heat output relative to the ambient temperature. A heating element wound internally to the grips provides consistent and even heating. The grips feature a black rubber grid pattern with deep grooves that provide outstanding grip for rider comfort and confidence in any riding condition.

56100401
Fits '21-later RA1250S, RH1250S, RH975S and '24-later RA1250SE models. RH1250S and RH975S models require a Digital Tech update by a Harley-Davidson® dealer.

G. WILD ONE™ HEATED HAND GRIPS
Add daring, raw-and-rugged style with durable billet aluminum Wild One™ Collection accessories. Each is finished in gloss black with bright, machined aluminum highlights, a variety of textures and exposed hardware to communicate power, speed, and performance. These thermostatically controlled grips feature variable heat settings controlled with a military grade resistor, and use automatic temperature monitoring to adjust to ambient temperatures. Grips have been thermally mapped to provide more-uniform heat and are designed to achieve a maximum operating temperature approximately 20° Fahrenheit warmer than previous accessory heated grips for added warmth during cold rides. Combine style and comfort for cool morning or frigid night rides.

56100483 Heated.
Fits '21-later RA1250S, RH1250S, RH975S and '24-later RA1250SE models. RH1250S and RH975S models require a Digital Tech update by a Harley-Davidson dealer.

H. EMPIRE™ COLLECTION – HEATED HAND GRIPS
Combine style and comfort for cool morning or frigid night rides. These thermostatically controlled grips feature variable heat settings controlled with a military grade resistor, and use automatic temperature monitoring to adjust to ambient temperatures. Grips have been thermally mapped to provide a more-uniform heat and are designed to achieve a maximum operating temperature approximately 20° Fahrenheit warmer than previous accessory heated grips for added warmth during cold rides.

Fits '21-later RA1250S, RH1250S, RH975S and '24-later RA1250SE models. RH1250S and RH975S models require a Digital Tech update by a Harley-Davidson dealer.

56100487 Black.
56100488 Black Machine Cut.

I. PAN AMERICA® TALL RISERS
Gain comfort with these Tall Risers, which move the handlebar up and back 2 inches compared to the stock riser. Improves seated reach for riders with shorter arm length. Improves control and comfort when the rider is standing on the foot pegs for off-road travel.

55900241
Fits '21-later RA1250 and RA1250S models.

J. PAN AMERICA STEERING DAMPER KIT
Rocks. Ruts. That deep sand washes. Ride it all with more confidence after installing this Ohlins™ steering damper kit, designed and validated by Harley-Davidson specifically for the Pan America® 1250 model. This premium steering damper enhances dynamic performance, especially during aggressive off-road riding. You'll moto with less fatigue and enhanced control. Get out there. Reduces fatigue by damping handlebar motion while off-road. Kit includes bracket, damper, and necessary Installation hardware. Factory designed for ideal fit and function.

45700068
Fits '21-later RA1250 and '24-later RA1250SE models. Original Equipment on RA1250S models.

8 PAN AMERICA®

Vehicle Protection

A. SKID PLATE

Tackle tough off-road situations with confidence. The accessory Skid Plate replaces the Original Equipment skid plate for added protection from flying rocks and impacts during off-road riding. Heavy-duty aluminum construction. The factory-integrated design ensures proper fit and easy installation.The Skid Plate also gives the motorcycle extra rugged style.

49000281
Fits '21-later RA1250 and RA1250S and '24-later RA1250SE models. Original Equipment on RA1250SE.

49000191
Fits '21-'23 RA1250 and RA1250S models.

47200732
Fits '21-later RA1250 and RA1250S and '24-later RA1250SE models. Original Equipment on RA1250SE.

C. FRONT AXLE GUARDS

Durable engineered materials are designed to protect the Pan America® 1250 model front axle from damage in a low-speed tip-over event. Polyamide guard with a reinforced plastic core and TPU coating is abrasion resistant with excellent mechanical damping capabilities to protect the axle in a low-speed tip-over event. Axle thread and spacers for easy installation on Pan America models. Axle thread and spacers for easy installation on Pan America models. Embossed Harley-Davidson script logo. Sold as a set of two guards.

43000303
Fits '21-later RA1250 and RA1250S and '24-later RA1250SE models.

D. REAR AXLE GUARDS

Durable engineered materials are designed to protect the Pan America 1250 model rear axle from damage in a low-speed tip-over event. Polyamide guard with a reinforced plastic core and TPU coating is abrasion resistant with excellent mechanical damping capabilities to protect the axle in a low-speed tip-over event. Axle thread and spacers for easy installation on Pan America 1250 models. Embossed Harley-Davidson script logo. Sold as a set of two guards.

43000304
Fits '21-later RA1250 and RA1250S and '24-later RA1250SE models.

E. REAR BRAKE RESERVOIR GUARD

This compact and rugged aluminum guard is designed to help protect the Pan America 1250 model rear brake fluid reservoir from damage in a low-speed tip-over event, and from passing brush or flying gravel. Compact aluminum guard fits within motorcycle frame for outstanding protection with minimal weight and no interference while riding. Guard is secured to existing mount by a single M6 Allen bolt for quick and easy removal when maintenance is required. Designed specifically for Pan America 1250 models for a factory fit and installation with no drilling. Laser-etched Harley-Davidson script

49000248
Fits '21-later RA1250 and RA1250S and '24-later RA1250SE models.



A. SKID PLATE



B. MUFFLER GUARD



C. FRONT AXLE GUARDS



D. REAR AXLE GUARDS



E. REAR BRAKE RESERVOIR GUARD



F. ADVENTURE JIFFY



H. RADIATOR SHIELD



J. PAN AMERICA HAND WIND DEFLECTORS



G. CENTER STAND



I. BRUSH GUARD



K. HEADLAMP GUARD

PAN AMERICA® 9

Vehicle Protection

F. ADVENTURE JIFFY STAND FOR PAN AMERICA® 1250 MODELS

Heading off-road on a Harley-Davidson® Pan America® 1250 model? This Adventure Jiffy Stand offers added stability on soft surfaces and is an ideal factory fit. Jiffy stand features a 60% larger footprint compared to the Original Equipment jiffy stand for more-secure support when parking the motorcycle on soft ground. Does not alter the height of the jiffy stand to maintain original lean of bike when parked. Factory designed for easy installation, an ideal fit and maximum durability. Does not change lean angle when motorcycle is cornering.

50000248
Fits '21-later RA1250 and RA1250S models without Adaptive Ride Height.

50000264
Fits '21-later RA1250S models equipped with Adaptive Ride Height. Original Equipment on RA1250SE.

G. CENTER STAND

The Center Stand supports the parked motorcycle in an upright position. Raises the rear wheel off the ground for easier maintenance and tire changes. With the Center Stand deployed, the parked motorcycle takes up less space than it would leaning on its side stand. Pre-assembled with springs in place.

92900066
Fits '21-later RA1250 and '24-later RA1250SE. Original Equipment on RA1250S and RA1250SE.

H. RADIATOR SHIELD

The mesh Radiator Shield attaches to the front of the radiator to protect it from small stones and other debris, especially when riding off road. The factory-integrated design of this shield ensures a perfect fit and easy installation, and its mesh adds rugged style to the bike.

57200258
Fits '21-later RA1250 and RA1250S and '24-later RA1250SE models. Original Equipment on RA1250SE.

I. BRUSH GUARD*

Tackle tough off-road situations with confidence. The Brush Guard is designed to protect the radiator shroud and other components from damage due to passing brush along a trail, and in the case of a tip-over. Factory-integrated design ensures a perfect fit and easy installation. Rugged tubular steel construction and durable Satin Black finish matches motorcycle frame.

49000192
Fits '21-later RA1250 and RA1250S and '24-later RA1250SE models. Original Equipment on RA1250S and RA1250SE.

J. PAN AMERICA HAND WIND DEFLECTORS

Add protection from the elements. These lightweight Hand Wind Deflectors help keep wind, insects, small stones and small branches from impacting the rider's hands and provide added comfort in cool weather. Easy to install on Original Equipment mounting points.

55900297
Fits '21-later RA1250 and '24-later RA1250SE models. Original Equipment on RA1250S and RA1250SE models.

K. HEADLAMP GUARD

Tackle tough off-road situations with confidence. The rugged mesh is designed to help protect the headlamp from impact damage and debris and adds rugged styling. The factory-integrated design ensures a perfect fit and easy installation. Does not degrade headlamp performance.

67700555A
Fits '21-later RA1250 and RA1250S and '24-later RA1250SE models.



***WARNING:** These guards may provide limited leg and cosmetic vehicle protection under unique circumstances (fall over while stopped, very low speed slide). They are not made nor intended to provide protection from bodily injury in a collision with another vehicle or any other object.

10 PAN AMERICA®

Luggage

PAN AMERICA® ALUMINUM LUGGAGE

All rugged aluminum luggage was created in collaboration with SW-MOTEC™ for on- and off-road travel. Each piece has been designed and tested with the motorcycle to ensure factory-quality fit, durability and reliability, without compromising motorcycle handling or lean angle. Both the cases and mounts have passed Harley-Davidson static tip-over tests. The anodized or painted finish is easy to clean and prevents oxidation. With a gasket in the lid, each piece is waterproof and passes a rigorous Harley-Davidson water-intrusion test. The cases each have integrated handles and bungee eyes, and a single key locks each case closed and locks the case to its mount.

A. PAN AMERICA ANODIZED ALUMINUM TOP CASE

Luggage volume capacity: 38 liters.
Luggage weight capacity is 10 kg (22 pounds).

53000814 Clear Anodized.
Fits '21-later RA1250 and RA1250S models. Requires separate purchase of Top Case Mounting System P/N 53000800.

B. PAN AMERICA ANODIZED ALUMINUM SIDE CASES

Luggage volume capacity: Right case 37 liters, left case 45 liters. Luggage weight capacity is 10 kg (22 pounds) in each case.

90202082 Clear Anodized.
Fits '21-later RA1250 and RA1250S models. Requires separate purchase of Side Case Mounting System P/N 90202087.

C. PAN AMERICA ANODIZED ALUMINUM TOP CASE – BLACK

Luggage volume capacity: 38 liters.
Luggage weight capacity is 10 kg (22 pounds).

53000816 Black.
Fits '21-later RA1250 and RA1250S models. Requires separate purchase of Top Case Mounting System P/N 53000800.

D. PAN AMERICA ALUMINUM SIDE CASES – BLACK

Luggage volume capacity: Right case 37 liters, left case 45 liters. Luggage weight capacity is 10 kg (22 pounds) in each case.

90202088 Black.
Fits '21-later RA1250 and RA1250S models. Requires separate purchase of Side Case Mounting System P/N 90202087.



A. PAN AMERICA ALUMINUM TOP CASE – CLEAR ANODIZED



B. PAN AMERICA ALUMINUM SIDE CASES – CLEAR ANODIZED



C. PAN AMERICA ALUMINUM TOP CASE – BLACK



D. PAN AMERICA ALUMINUM SIDE CASES – BLACK



E. PAN AMERICA SPORT DETACHABLE TOP CASE



F. PAN AMERICA SPORT SIDE CASES



G. PAN AMERICA SPORT TOP CASE LINERS



H. PAN AMERICA SPORT SIDE CASE LINERS

PAN AMERICA® 11

Luggage

PAN AMERICA® SPORT LUGGAGE

Designed primarily for on-road touring, Sport Luggage offers a smooth aesthetic and presents a clean silhouette on the motorcycle. Mounts are designed for easy installation and removal of the luggage and leave a clean look when the luggage is removed. With a gasket in the lid, each piece is waterproof and passes a rigorous Harley-Davidson water intrusion test. Each luggage piece has an integrated handle to make it easy to carry off the bike. Contains complete kit to key locks to vehicle ignition. See H-D.com and search for the bag part number for a How To video on keying the locks.

E. PAN AMERICA SPORT TOP CASE

The top case and its mount (sold separately) are designed to maximize loading capacity without compromising ride and handling. Luggage volume capacity: 36 liters. Luggage weight capacity is 10 kg (22 pounds).

Fits '21-later RA1250 and RA1250S models. Requires separate purchase of Top Case Mounting System P/N 53000800.

53000751

F. PAN AMERICA SPORT SIDE CASES

The mounts for left and right side cases are part of the motorcycle, so when the cases are removed there is no extra hardware left behind to clutter the styling. Luggage volume capacity: Right case 30 liters, left case 35 liters. Luggage weight capacity is 10 kg (22 pounds) in each case.

90201973

Fits '21-later RA1250 and RA1250S models.

G. PAN AMERICA SPORT TOP CASE LINERS

This water-resistant liner is designed to fit perfectly into the Sport Top Case. This liner features heavy-duty zippers, comfortable carrying handles and convenient D-rings for optional shoulder straps.

53000862

Fits '21-later RA1250 and RA1250S models. equipped with Sport Side Cases P/N 90201971.

H. PAN AMERICA SPORT SIDE CASE LINERS

Simplify packing and unpacking your motorcycle. These liners are designed to fit perfectly into Sport Side Cases. These bags feature heavy-duty zippers, comfortable carrying handles and D-rings for optional shoulder straps.

90202220

Fits '21-later RA1250 and RA1250S models. equipped with Sport Side Cases P/N 53000753.

12 PAN AMERICA®

Luggage

PAN AMERICA® ADVENTURE SOFT LUGGAGE
The Adventure Soft Luggage line is intended for the hard-core off-road rider. Designed specifically for motorcycle use, these durable bags resist damage if the bike tips over. The bag material is waterproof, exterior pockets have waterproof zippers, and the roll-top closure creates a weather-tight seal, so you can ride with confidence knowing that gear will stay dry no matter the conditions. The roll-top design and multiple compression straps make it possible to cinch the load tightly, and give this luggage flexible capacity. The bags are reflective to enhance their visibility in low light conditions. Includes universal mounting straps.

A. PAN AMERICA ADVENTURE SOFT SADDLEBAGS
Adventure Soft Saddlebags are supported by the Side Case Mounting System (sold separately). Luggage volume capacity is 25 liters in each bag. Weight capacity is 10 kg (22 pounds) in each bag. Sold as a set of two bags with mounting straps. Installation requires separate purchase of Side Case Mounting System P/N 90202087.
90202107
Fits '21-later RA1250 and RA1250S models. Requires separate purchase of Side Case Mounting System P/N 90202087.

B. PAN AMERICA ADVENTURE DUFFEL BAG
The Adventure Duffel Bag has extra-large volume capacity but can be compressed to match the volume of the contents and be as compact as possible. Duffel can be secured to the Top Case Mounting Plate (sold separately) behind the seat or on the passenger pillion in front of a hard case. Luggage volume capacity: 2,440 cubic inches (40 liters). Luggage weight capacity: 22 pounds (10 kg) P/N 90202087.
93300142
Fits '21-later RA1250 and RA1250S models.



A. PAN AMERICA ADVENTURE SOFT SADDLEBAGS



B. PAN AMERICA ADVENTURE DUFFEL BAG



C. PAN AMERICA TANK BAG



D. PAN AMERICA SIDE CASE MOUNTING SYSTEM



E. PAN AMERICA TOP CASE MOUNTING SYSTEM



F. PAN AMERICA PASSENGER BACKREST PAD



G. PREMIUM INDOOR/OUTDOOR COVER

PAN AMERICA® 13

Luggage

C. PAN AMERICA® TANK BAG
Keep essentials and a mobile device handy on the ride. Designed specifically for Pan America® 1250 and Pan America 1250 Special models, the bottom of this tank bag is co-molded to fit over the plastic cover on the top of the fuel tank for a secure, custom fit. Touch-sensitive window over the top pocket that enables function of a mobile device stored in the pocket. A water-resistant rain cover has a matching touch-sensitive window. A compartment designed to hold an auxiliary lithium battery is located below the device pocket, and has a port for a charging cable. The interior of the bag is high-visibility orange to make it easier to see contents. Side pockets are fleece-lined. Bag has a top carry-handle, pockets and dividers inside the bag. A leave-behind strap to secure bag can be tucked under the front of the motorcycle seat when bag is not in place. Luggage volume capacity is 8 liters. Weight capacity is 2 kg (5 pounds).

93300129
Fits '21-later RA1250 and RA1250S models.

D. PAN AMERICA SIDE CASE MOUNTING SYSTEM
Factory integrated design mates perfectly to mounted points on the motorcycle. Installing and adjusting the system is simple and does not require specialty tools. Built to demanding Harley-Davidson specifications to ensure gear is protected in the most-rugged conditions.

90202087
Fits '21-later RA1250 and RA1250S models.

E. PAN AMERICA TOP CASE MOUNTING SYSTEM
Required for installation of Aluminum Top Cases or Sport Top Case. Optimized load points ensure system is durable. Can also be used to support and secure Soft luggage.

53000800
Fits '21-later RA1250 and RA1250S models.

F. PAN AMERICA PASSENGER BACKREST PAD
Optimize passenger comfort when Aluminum Top Case is installed.
53000847
Fits '21-Later RA1250 and RA1250S models equipped with Aluminum Top Case P/Ns 53000814 or 53000816.

G. PREMIUM INDOOR/OUTDOOR COVER
This custom water-resistant motorcycle cover is an ideal fit for Pan America models and is adjustable to fit well with or without luggage installed on the bike. Durable materials and construction help protect the motorcycle from the elements when stored indoors or outdoors. Weather-shielded vents in the top of the cover promote air circulation to reduce moisture build-up and minimize corrosion. Integrated storage pouch with compression buckles permits convenient packing and conserves valuable luggage space. Reflective Bar & Shield logos make the motorcycle more visible in low light conditions. The cover skirt features front and rear adjustable drawstrings to cinch the cover and a belly strap to reduce ballooning in the wind. Convenient opening near the front wheel for a security chain or cable, and internal pocket that accepts the optional Cover Alarm (P/N 69000038, sold separately)
93100070
Fits RA1250 and RA1250S models.

14 PAN AMERICA®

Screamin' Eagle® Performance Parts

A. SCREAMIN' EAGLE® QUICKSHIFTER FOR PAN AMERICA® 1250 MODELS

Shift in an instant. The Screamin' Eagle® Quickshifter provides clutchless up and down shifts without risking transmissions damage. When foot shift control is engaged fuel and ignition are cut within milliseconds, which unloads the transmission allowing you to fly through up-shifts without touching the throttle or clutch. Shifter signal also blips the throttle for seamless down-shifts without using the clutch. Precise shifts are accomplished in an instant enabling smoother, stress-free control in on- and off-road situations. Installation requires a dealer Digital Technician™ update/flash.

32700151
Fits '22-later RA1250 and RA1250S models. Installation requires dealer Digital Technician update. Does not fit California models.

32700168A
Fits '22-'23 California RA1250 and RA1250S models. Installation requires dealer Digital Technician update.

B. SCREAMIN' EAGLE® STREET CANNON MUFFLER – PAN AMERICA

Realize a significant weight reduction and a deep, sporty exhaust tone with this Screamin' Eagle® Street Cannon muffler, designed specifically to fit right and look great on Pan America® 1250 and Pan America 1250 Special models. Weighs 42 percent less than the Original Equipment muffler. Durable construction includes a titanium shell, carbon fiber end cap and a stainless-steel mid-pipe. The deep and sporty exhaust note is stirring but not extreme. Engineered with the motorcycle for easy installation and seamless fit.

65600389 Titanium.
Fits '21-later RA1250 and RA1250S models. Does not fit California models.

65600449A
Fits '22-'23 California RA1250 and RA1250S models. Installation requires dealer Digital Technician update.

C. SCREAMIN' EAGLE AIR FILTERS

1. SCREAMIN' EAGLE® HIGH-FLOW AIR FILTER – ROUND
This washable and reusable filter is a direct replacement for the original equipment filter and provides the same air flow performance as the original equipment.

29400428
Fits '21-later RA1250, RA1250S and RH1250S models.

29400449A
Fits '21 California '21-'22 RA1250, RA1250S, RH1250, and '22 RH975 models.

2. SCREAMIN' EAGLE® HIGH-FLOW AIR FILTER – HOMEPLATE
This washable and reusable filter provides 5 percent more air flow to the engine compared to the original equipment filter.

29400426
Fits '21-later RA1250, RA1250S and RH1250S models.

29400450A
Fits California '21-'22 RA1250, RA1250S, RH1250, and '22 RH975 models.

3. SCREAMIN' EAGLE® EXTREME-FLOW AIR FILTER – PAN AMERICA
This washable and reusable filter is specifically designed for off-road environments with off-road specific filter media. Provides 9 percent more air flow to the engine compared to the original equipment filter to allow the engine to breathe in all types of riding conditions. Clean, dry, and re-oil to reuse

29400427
Fits '21-later RA1250 and RA1250S models.

29400451A
Fits California '21-'22 RA1250, RA1250S, RH1250, and '22 RH975 models.

Harley-Davidson® motorcycles modified with some Screamin' Eagle® Performance products must not be used on public roads and, in some cases, may be restricted to closed-course competition. These performance parts are 49-state U.S. EPA compliant but are NOT compliant for sale or use in California on pollution-controlled motor vehicles. California guidelines on tampering can also lead to substantial fines and penalties. Screamin' Eagle® Performance products are intended for the experienced rider only.



A. SCREAMIN' EAGLE QUICKSHIFTER FOR PAN AMERICA 1250 MODELS



B. SCREAMIN' EAGLE STREET CANNON MUFFLER – PAN AMERICA



C. SCREAMIN' EAGLE AIR FILTERS



D. CARBON FIBER EXHAUST SHIELD INSERT




F. OFFROAD ADJUSTABLE BRAKE LEVER KIT



E. PAN AMERICA ROUND STYLE LOCKING FUEL CAP



G. OFFROAD FOLDING AND ADJUSTABLE SHIFT LEVER KIT



H. 80GRIT SHIFTER PEG – BLACK

PAN AMERICA® 15

Accessories

D. CARBON FIBER EXHAUST SHIELD INSERT
The lightweight carbon fiber exhaust shield helps keep heat away from the rider's leg while adding a touch of style to the exhaust shield. Hand-laid carbon fiber construction is extremely light weight and strong. Designed for easy installation over the existing exhaust shield. Reflective heat shielding material bonded to the backside of the insert. Adds a style element to complement the Screamin' Eagle® Street Cannon exhaust system.

65400648
Fits '21-later RA1250, RA1250S and '24 RA1250SE models.

E. PAN AMERICA® ROUND STYLE LOCKING FUEL CAP
Secure and safeguard your fuel supply. This locking fuel cap was designed and tested by Harley-Davidson specifically for Pan America models. Key slot is hidden from view and protected from the elements by a swing-away cover that features Bar & Shield logo. Includes parts and instructions to match the locking cylinder to your factory key set.

61100188
Fits '21-later RA1250, RA1250S and '24-later RA1250SE models.

F. OFFROAD ADJUSTABLE BRAKE LEVER KIT
Change controls with conditions. Adjustable trailside without tools for ideal comfort and control when riding in a seated or standing position. The rear brake lever adjusts upwards higher than the OE position for comfort when riding while standing. No tools required for adjustment. Durable black finish.

41600371 Black.
Fits '21-later RA1250, RA1250S and '24-later RA1250SE models with original equipment clutch covers. Does not fit with accessory clutch medallions.

G. OFFROAD FOLDING AND ADJUSTABLE SHIFT LEVER KIT.
Change controls with conditions. Adjustable trailside for ideal comfort and control when riding in a seated or standing position or for rider preference. The footpeg position is adjustable on the lever for quick and easy position change. Adjustment changes shifter peg distance (fore/aft) relative to the footpeg. The footpeg folds away to prevent damage in a low-speed tip-over event. Durable black finish.

33600401 Black.
Fits '21-later RA1250, RA1250S and '24-later RA1250SE models with original equipment clutch covers. Does not fit with accessory clutch medallions.

H. 80GRIT™ SHIFTER PEG
The rugged 80GRIT™ Collection foot controls combine form and function with the feel of an old-school BMX-style footpeg. Aluminum material with rugged styled edges, which complement the styling of the footpegs.

33600306 Black.
Fits '21-later RA1250, RA1250S and '24 RA1250SE models.

16 PAN AMERICA®

Wheels

A. LACED WHEELS

This laced wheel is as rugged as it looks. A new design has an aluminum rim and carbon steel with zinc plated spokes. The spokes are inserted through the aluminum wheel rim outside of the tire bead. An ideal wheel set for serious off-road adventure riding. Anodized matte black rim and gloss black acrylic e-coat hub. Strong, durable design intended for challenging off-road duty with no compromise of on-road performance. Design permits the use of a tubeless tire, which eliminates the weight of an inner tube. Spokes are repairable in the field without removing the wheel from the motorcycle.

43300821 19" Front.
Fits '21-Later RA1250, RA1250S and '24-later RA1250SE models. Requires separate purchase of (qty 2) Front Brake Rotors P/N 41500195, (qty 10) Brake Rotor Hardware P/N 41500020 and Wheel Installation Kit P/N 42400038.

40900814 17" Rear.
Fits '21-later RA1250, RA1250S and '24-later RA1250SE models. Requires separate purchase of Wheel Installation Kit P/N 42400039.

B. WHEEL INSTALLATION KIT (ABS) – FRONT

Enables installation of front Laced wheel

42400038
Fits '21-later RA1250, RA1250S and '24-later RA1250SE models.

WHEEL INSTALLATION KIT (ABS) – REAR

Enables installation of rear Laced wheel.

42400039
Fits '21-later RA1250, RA1250S and '24-later RA1250SE models.

C. MOTORCYCLE TIRE PRESSURE MONITORING SYSTEM

The Harley-Davidson® Tire Pressure Monitoring System (TPMS) displays current front and rear tire pressure on the on the display screen and displays an indicator to alert the rider when tire pressure is low, and the pressure should be checked.

Fits '21-later Pan America models equipped with laced wheels, '22-later RH975 and RH975S, '23-later FLHXSE and FLTRXSE and '24-later FLTRXSTSE (except Japan models).

42300150
Fits '20-later Touring models (except FLHXSE, FLTRXSE Japan models and Trike models) equipped with Original Equipment or Accessory wheels that accept a 90 degree TPMS sensor. Fits '21-later RA1250 and RA1250S models (except Japan) with Cast Wheels.

42300124A

D. HARLEY-DAVIDSON® TOOL KIT – PAN AMERICA®

A tool kit designed specifically for Pan America 1250 models. Provides tools necessary for external service and maintenance of your vehicle.

- Kit Includes:
- 6" long nose locking pliers with wire cutter, Curved jaw line-man pliers with wire cutter
 - L-handle 1/4" square drive, 1/4" square to 1/4" hex adaptor, 1/4" 8mm square drive
 - 32mm flat wrench, 36mm/22mm flat wrench
 - 14mm spark plug wrench, 6" adjustable wrench
 - 22mm X 2cm hex large
 - 1/4" hex drive bits: T25, T27, T30, T40, T45, T50, 4mm, 5mm, 6mm, with 9-bit holder
 - 5 ft. length of 1.6mm safety wire, Duct tape roll 48-75mm width X 2 meters, Zip ties: (5) 6" long and (5) 12" long
 - 2 tool handle extensions and tool pouch

14900127
For use with '21-later Revolution® Max models.



A. LACED WHEEL – 19" FRONT



B. WHEEL INSTALLATION KIT (ABS)



C. MOTORCYCLE TIRE PRESSURE MONITORING SYSTEM



D. HARLEY-DAVIDSON TOOL KIT – PAN AMERICA



E. MICHELIN ANAKEE WILD OFF-ROAD FRONT TIRE



E. MICHELIN ANAKEE WILD OFF-ROAD REAR TIRE



F. GENUINE HARLEY-DAVIDSON OIL FILTER – BLACK



G. PAN AMERICA ENDCAP STYLE FILTER WRENCH



H. H-D GENUINE SYN BLEND MOTORCYCLE OIL



I. HARLEY-DAVIDSON ORIGINAL EQUIPMENT SPARK PLUGS



J. SCREAMIN' EAGLE PERFORMANCE SPARK PLUGS

PAN AMERICA® 17

Sport

E. MICHELIN® ANAKEE WILD OFF-ROAD TIRES

All-new compounds, combined with an innovative tread pattern inspired by Dakar winning MICHELIN® Desert Race® tire, offering extraordinary longevity for extended adventure On/Off-road traction, handling, and precise steering thanks to an innovative tread pattern. The alignment of the scoop-shaped, staggered tread blocks offer traction on soft terrain and in all conditions. Resistant to damage and high temperatures due to optimized tread depth and a new compound. Excellent longevity. These tires may be installed on the Original Equipment cast aluminum or laced wheels

*Tires requires the purchase of a Digital Technician™ update completed by a Harley-Davidson® dealer.

Michelin® Anakee Wild Off-Road Front Tire
Fits '21-later RA1250, RA1250S and '24 RA1250SE models.

43100049 120/70R19.

Michelin® Anakee Wild Off-Road Rear Tire
Fits '21-later RA1250, RA1250S and '24 RA1250SE models.

43200050 170/60R17.

F. GENUINE HARLEY-DAVIDSON® OIL FILTER – BLACK

Trust the fit and performance. This Harley-Davidson® oil filter is the same Original Equipment filter that is installed at the factory. Designed and quality-tested for the Revolution® Max 1250 engine.

62700280 Spin On
Fits '21-later Revolution Max engine equipped models.

G. PAN AMERICA® ENDCAP STYLE FILTER WRENCH

14900138 Spin On
Fits '21-later Revolution Max engine equipped models.

H. H-D™ GENUINE SYN BLEND MOTORCYCLE OIL

Genuine SYN Blend Motorcycle Oil is a formulation engineered by Harley-Davidson and factory tested for optimal performance. This oil blends premium base stocks with premium Harley-Davidson proprietary additives for:

- Optimized durability.
- Minimal friction loss.
- Wide ambient operating temperature.
- Superior durability for engine components over a wide operating range and temperature.

Supports tighter engine tolerances in colder temperatures. Formulated for optimal clutch, engine, and transmission performance. Facilitates long life of emission components, including exhaust catalysts.

Fits '21-later Revolution Max engine equipped models.

62600099	Quart, US
62600102	Liter, AP
62600100	Litre, Can
62600101	Litre, EMEA/LA

I. HARLEY-DAVIDSON® ORIGINAL EQUIPMENT SPARK PLUGS

Stock replacement spark plugs.

31600190
Fits '21-later Revolution Max engine equipped models.

J. SCREAMIN' EAGLE® PERFORMANCE SPARK PLUGS

For Standard Compression Applications. Ribbed Core Technology (RCT) provides resistance to plug fouling. Designed with Original Equipment-style noise suppression to limit electrical interference with radios and communication equipment. Plated Jacket helps prevent corrosion in harsh weather and temperature conditions. Unique style with Screamin' Eagle logo. Sold in pairs

31600180
Fits '21-later Revolution Max engine equipped models.



20 SPORT

Windshields

A. QUICK-RELEASE TOURING WINDSHIELD – CLEAR

Wind deflection with sporty style. This detachable windshield is designed specifically for the Nightster® model and can be installed or removed quickly and easily for desired style and protection. 17" clear windshield deflects wind flow over the head of most riders to reduce wind force on the helmet and chest to reduce fatigue on long high-way rides. Offers added rider protection from wind, rain and insects. Mounts to the forks with quick-release clamps so there is no leave-behind hardware when the windshield is removed. Black mounting hardware and support brackets match the style of the Nightster model. Harley-Davidson quality hard-coated polycarbonate material resists chips and scratching. Includes all necessary mounting hardware

57400479
Fits '22-later RH975 and RH975S models.

B. QUICK-RELEASE COMPACT WINDSHIELD – LIGHT SMOKE

Wind deflection with sporty style. This detachable windshield is designed specifically for the Nightster model and can be installed or removed quickly and easily for desired style and protection. 11" smoked windshield maintains consistent wind flow at shoulders and above for improved comfort and added protection from the elements . Light Smoke tint and compact design enhances the look of the bike. Mounts to the forks with quick-release clamps so there is no leave-behind hardware when the windshield is removed. Black mounting hardware and support brackets match the style of the Nightster model. Harley-Davidson quality hard-coated polycarbonate material resists chips and scratching. Includes all necessary mounting hardware

57400492
Fits '22-later RH975 and RH975S models.



A. QUICK-RELEASE TOURING WINDSHIELD – CLEAR



B. QUICK-RELEASE COMPACT WINDSHIELD – LIGHT SMOKE



C. QUICK-RELEASE COMPACT WINDSHIELD – DARK SMOKE



D. ENGINE GUARD – GLOSS BLACK



E. FLAT-OUT BAR – BLACK

SPORT 21

Windshield & Engine Guards

C. QUICK-RELEASE COMPACT WINDSHIELD

Wind deflection with sporty style. This detachable windshield is designed specifically for the Sportster® S model and can be installed or removed quickly and easily for desired style and protection. Shaped to maintain wind flow at shoulders and above for improved comfort or added protection from the elements while maintaining airflow. Mounts to the forks with quick-release clamps. Black mounting hardware and support brackets and dark windshield tint match the style of the Sportster® S model. Harley-Davidson quality hard-coated polycarbonate material resists chips and scratching. Includes all necessary mounting hardware.

57400459
Dark Smoke.
Fits '21-later RH1250S models.

D. ENGINE GUARD*


The strength of steel. This tubular steel engine guard is designed to help protect the Sportster® S motorcycle from cosmetic damage in the event of a stationary or low-speed tip-over. Strong one-piece tubular steel guard. Black finish matches the motorcycle chassis. Bolts onto existing mounting points for clean style and easy installation with no modifications. Includes all necessary mounting hardware.

49000194
Gloss Black.
Fits '21-later RH1250S models.

E. FLAT-OUT BAR – BLACK*

Get tip-over protection with sleek low-profile West Coast performance style, without “old school” hoops. Provides limited cosmetic vehicle protection to the front of the motorcycle in a low-speed tip-over event. Featuring a Gloss Black finish and stylish end caps with Harley-Davidson logo. Easy to replace in event of low-speed tip-over. Factory integrated design for an ideal fit and validated performance.

49000255
Fits '21-later RH1250S, RH975, and RH975S models.

 ***WARNING:** Engine guards may provide limited leg and cosmetic vehicle protection under unique circumstances (fall over while stopped, very low speed slide). They are not made nor intended to provide protection from bodily injury in a collision with another vehicle or any other object..

22 SPORT

Seats

A. SUNDOWNER™ SOLO RIDER SEAT – NIGHTSTER®

Maximize your miles. The Sundowner™ Solo Seat for the Harley-Davidson® Nightster® model can help keep you comfortable and alert until the next gas stop. Its enhanced bucket shape and spherical-void foam construction is designed to reduce numbing pressure points, and waterproof construction means you won't have a soggy bum after the rain quits. Enhanced bucket design cradles the rider and minimizes pressure points for improved long-haul comfort. Waterproof construction and seam sealed stitch lines prevent water from soaking into the foam and leaving the rider with a damp bum. Factory fit retains access to fuel fill and under-seat features. Easy installation

52000571
Fits '22-later RH975 models.



B. SUNDOWNER™ PASSENGER PILLION

Share the ride and the comfort. Designed for the Nightster model, the Sundowner™ pillion is wider and longer than a standard accessory pillion for more miles of comfort. Designed to match the styling of the Sundowner™ Solo Rider Seat. Waterproof construction and seam sealed stitch lines prevent water from soaking into the foam and leaving the passenger with a damp bum. Uses factory mounting points for clean-and-easy installation and removal. Cover and stitching matches the Sundowner Solo Seat to maintain integrated motorcycle style. Includes all necessary mounting hardware


52400288
Fits '22-later RH975 models equipped with Original Equipment or Sundowner solo seat. Installation requires separate purchase of Passenger Footpeg Mount and Peg Kit P/N 50502434.



C. REACH® SOLO SEAT – NIGHTSTER

This seat is shaped to deliver the ergonomic position that a shorter rider needs for optimal comfort and control, while maintaining premium style. Places the rider a 0.5" (13mm) forward and 0.3" (8mm) lower when compared to the stock Nightster model seat. Heavily sculpted nose and inner thigh area greatly improves reach to ground and removes inner thigh pressure for shorter riders. Low overall height provides the rider with added confidence and control while the bike is at a stop or during parking maneuvers. Seat maintains style and fit of the stock seat for a great look. Seat width 12.8"

52000550
Fits '22-later RH975 models.



D. PASSENGER PILLION

Share the ride and the fun. Designed for the Nightster® model, the pillion is secured to the tail section behind the solo seat. Uses factory mounting points for clean-and-easy installation and removal. Quality vinyl cover maintains integrated motorcycle style. Includes all necessary mounting hardware

52400306
Fits '22-later RH975 models equipped with Original Equipment solo seat. Installation requires separate purchase of Passenger Footpeg Mount and Peg Kit P/N 50502434.



A. SUNDOWNER™ SOLO RIDER SEAT

B. SUNDOWNER™ PASSENGER PILLION

C. REACH® SOLO SEAT

D. PASSENGER PILLION



E. SWITCHBACK SEAT – NIGHTSTER



F. SUNDOWNER SOLO SEAT – SPORTSTER S MODEL



G. SUNDOWNER PASSENGER PILLION



H. PASSENGER PILLION


SPORT 23

Seats

E. SWITCHBACK SEAT – NIGHTSTER®

Add some style and attitude with no comfort compromise. This one-piece, two-up seat offers a high-performance profile with a focus on design details. The One-piece two-up design incorporates rider seat and pillion. Featuring a Dimpled vinyl and raised pillow detail in center of rider position for a custom look along with contrasting stitching. A deep shape supports the aggressive rider and a clean style complements any custom direction.


52000655
Fits '22-later RH975 and RH975S models.



F. SUNDOWNER™ SOLO SEAT – SPORTSTER® S MODEL

Head for the horizon. This Sundowner™ Seat provides the Sportster® S rider with maximum comfort for long rides. Enhanced bucket design and spherical-void foam construction for improved long-haul comfort. Extra support for more-aggressive riding. Seam sealed stitch lines prevent water from soaking into the foam and leaving the rider with a damp bum. Details in the top seat cover enhance overall style

52000510
Fits '21-later RH1250S models.



G. SUNDOWNER PASSENGER PILLION

Share the ride and the fun. Designed for the Sportster S model, the pillion is secured to the tail section behind the solo seat. Pillion upholstery detail matches the accessory Sundowner Solo Seat P/N 52000510 (sold separately) for an integrated look and fit on the motorcycle. Slightly larger width than the standard accessory pillion for added passenger comfort. Seam sealed stitch lines prevent water from soaking into the foam and leaving the passenger with a damp bum. Kit includes a rear fender extension designed to deflect spray or debris from the passenger's back. The pillion also provides a solid base for accessory Tail Bag luggage P/N 93300128 (sold separately). Includes all necessary mounting hardware.

52400251
Fits '21-later RH1250S models equipped with Sundowner Solo Seat P/N 52000510. Installation requires separate purchase of Passenger Footpeg Mount Kit P/N 50502192 and passenger footpegs.



H. PASSENGER PILLION

Share the ride and the fun. Designed for the Sportster S model, the pillion is secured to the tail section behind the solo seat. Pillion upholstery matches the Original Equipment rider seat for an integrated look and fit on the motorcycle. Kit includes a rear fender extension designed to deflect spray or debris from the passenger's back. The pillion also provides a solid base for accessory Tail Bag P/N 93300128 (sold separately). Includes all necessary mounting hardware.

52400271
Fits '21-later RH1250S models equipped with Original Equipment solo seat. Installation requires separate purchase of Passenger Footpeg Mount Kit P/N 50502192 and passenger footpegs.



A. **HOLDFAST™ SISSY BAR UPRIGHT – LOW HEIGHT – GLOSS BLACK**

A sissy bar and passenger backrest pad is the starting point for building a complete touring machine. The backrest adds long-range comfort and support and provides a feeling of confidence and control for the passenger. HoldFast™ One-Piece Uprights feature an exclusive latch system that permits the backrest to be installed or removed in seconds to add versatility to your ride. The HoldFast sissy bar upright simply slips into position on the docking points, and the fingertip latches are clicked into position for a positive lock. Gloss Black Finish

An ideal location to secure cargo. Improves passenger comfort and confidence. Available in short and standard height for optimized passenger back support. Works with Compact Passenger Backrest Pads (sold separately).

52300702
Fits '22-later RH975 and RH975S models.

B. **PASSENGER BACKREST KIT**

This low padded backrest slides into position on Passenger Pillion Kit P/N 52400271 or 52400251 (sold separately) and is secured to the tail section to provide ideal passenger confidence and comfort. Integrated design with the Sportster® S model for easy installation and removal. Pad matches the upholstery of the Original Equipment seat for an integrated look. The backrest is not designed to support luggage. Includes required mounting hardware.

52300715
Fits '21-later RH1250S models. Requires separate purchase of Passenger Pillion Kit P/N 52400271.

C. **HOLDFAST™ DOCKING HARDWARE KIT**

The ideal choice for maximum versatility, this complete kit contains the docking hardware necessary to install all HoldFast™ detachable accessory options. Even if you only install a passenger backrest today, this kit allows you to add additional accessories in the future. Gloss Black Finish. Allows the addition of accessories as your customizing demands change. Includes docking points to allow installation of H-D® Detachables™ Sissy Bar and Solo Luggage Rack. This kit has been tested and validated to the rigorous standards required from the Harley-Davidson brand of premium products.

52300705
Fits '22-later RH975 and RH975S models..

D. **OVERWATCH THROW-OVER SADDLEBAGS**

Perfect for a road-trip weekend or the daily commute, these convenient Throw-Over bags are designed to be easy to install or remove from the motorcycle and can be zipped off their yoke to carry away with convenient built-in handles. Constructed from 1680 denier, UV-stable, PVC-backed nylon. Adjustable Yoke fits below or over passenger seat. Zippers on each side of the yoke make it easy to release the bags to carry into home, hotel or work. Roll-top waterproof liners protect gear from the weather. Liners are high-visibility gray color, making the bag contents visible even in low light. Zippered pocket in each bag lid to hold small items such as keys or wallet. Laser-cut MOLLE system on bag tops and ends provide mounting options for straps, bungee cord or carabiners to secure gear externally. Rugged quick-release buckles secure the lids. Luggage capacity: 700 cubic inches per bag, 6 pound load rating per bag.

90202693
Fits MY22-later RH975 and RH975S. Fits '00-later XL models (except XL1200CX, XL1200S, XL1200T, and '02-'03 XL883R) and '94-'15 XL models (except XL1200S, XL1200T, and '02-'03 XL883R) without H-D Detachables. Fits '08-later Dyna® models (except FLD) without H-D® Detachables sissy bars or racks. Fits '18-later FLSTL, FXBB, FXBBS and FXST. All fitments require model specific H-D Saddlebag supports.

E. **THROW-OVER SADDLEBAG SUPPORT – NIGHTSTER®**

Required support for installation of Overwatch Throw-Over Saddlebags P/N 90202693. Easy installation to existing mounting points. Black finish is inconspicuous when bags are not installed. Includes mounting hardware.

90202689
Fits '22-later RH975 and RH975S models.



A. **HOLDFAST™ SISSY BAR UPRIGHT – LOW HEIGHT – GLOSS BLACK**



A. **HOLDFAST™ SISSY BAR UPRIGHT – LOW HEIGHT – GLOSS BLACK**



B. **PASSENGER BACKREST KIT**



C. **HOLDFAST™ DOCKING HARDWARE KIT**



D. **OVERWATCH THROW-OVER SADDLEBAGS**



E. **THROW-OVER SADDLEBAG SUPPORT – NIGHTSTER**



F. **DETACHABLE SADDLEBAGS**



G. **TAIL BAG – SPORTSTER S MODEL**



H. **SINGLE-SIDED SWINGARM BAGS – CLASSIC**



I. **SINGLE-SIDED SWINGARM BAGS – MODERN**

F. **DETACHABLE SADDLEBAGS**

Optimize your Nightster® model with next generation of stylish, versatile and easy-to-use saddlebags from Harley-Davidson. Handle-mounted locks secure luggage lids and prevent access to the attachment mechanism to reduce the chance of theft. Fast and easy to mount and remove with a positive “click” to when the luggage is secured to the mounts. Ride with confidence in the wet weather thanks to advanced water sealing that keep luggage content dry. Size and shape of luggage is optimized for the Nightster® model to deliver maximum capacity without affecting comfort or the installation of other accessories. Nighster® models require separate purchase of Turn Signal Relocation Kit 67801297

90202254
Fits '22-later RH975 models. Requires separate purchase of Turn Signal Relocation Kit P/N 67801297.

Shown with:
TURN SIGNAL RELOCATION KIT

Provides third mounting point for Detachable Saddlebags (P/N 90202254, sold separately). Required to ensure proper attachment and functionality of the bags. Ensures compliance for license plate and turn signal visibility

67801297
Fits '22-later RH975 models.

G. **TAIL BAG – SPORTSTER® S MODEL**

This expandable Tail Bag luggage is designed to fit and look great on the Sportster® S model, and provides a convenient luggage option for ride essentials that is easy to install and remove. The Tail Bag is secured to the motorcycle tail section with quick-release straps and cam-lock buckles. The bag interior is bright orange to make it easier to see the contents. A carry handle makes it easy to move from bike to home or office. Includes waterproof rain cover. Luggage capacity is 5 pounds. The main compartment volume is expandable from 8.2 liters to 11.5 liters. Requires the Tail Bag be installed over the accessory Passenger Pillion Kit P/N 52400271 or 52400251 (sold separately).

93300128
Fits '21-later RH1250S models. Requires separate purchase of accessory passenger pillion for installation.

H. **SINGLE-SIDED SWINGARM BAG – CLASSIC**

Room for essentials with classic style, the Single-Sided Swingarm Bag is updated with modern design. Bag secures to left-side swingarm with easy-to-use straps and a semi-rigid back. Large enough to hold riding essentials you can’t carry in a pocket, including most medium sized bottles. The detachable backwall organizer makes pre-packing the bag easy without having to squat or bend down to the bag. A waterproof removeable liner helps keep contents dry. Engineered to not affect motorcycle lean angle. The black leather shell has a classic look that gains patina with age. Bag support required for installation.

90202530
Fits '21-later RH1250S and '22-later RH975 and RH975S models. RH1250S models require separate purchase of bracket P/N 90202533. RH975 models require separate purchase of bracket P/N 90202532

I. **SINGLE-SIDED SWINGARM BAG – MODERN**

Room for essentials with classic style, the Single-Sided Swingarm Bag is updated with modern design. Bag secures to left-side swingarm with easy-to-use straps and a semi-rigid back. Large enough to hold riding essentials you can’t carry in a pocket, including most medium sized bottles. The detachable backwall organizer makes pre-packing the bag easy without having to squat or bend down to the bag. A waterproof removeable liner helps keep contents dry. Engineered to not affect motorcycle lean angle. The black nylon shell is durable and fade-resistant. Bag support required for installation.

90202531
Fits '21-later RH1250S and '22-later RH975 and RH975S models. RH1250S models require separate purchase of bracket P/N 90202533. RH975 models require separate purchase of bracket P/N 90202532.

A. FORWARD CONTROL KIT – GLOSS BLACK
Stretch out for maximum comfort and style. Gloss Black finish Moves the controls 10.2" (259mm) forward and 1.6" (40mm) upward from the Original Equipment foot position, providing a comfortable riding position. Does not compromise motorcycle lean angle. Ideal for taller riders or those that like to stretch out when hitting the open road. Includes all components necessary to convert your mid-controls to forward controls.

50502205
Fits '22-later RH975 and '23-later RH975S models not equipped with engine guards. Requires separate purchase of Chin Guard P/N 57200347.

B. CHIN GUARD
Replacement Chin Guard offers factory mounting locations and updated design to accommodate pass through of accessory forward foot controls or engine guard. Original Equipment mounting locations for easy bolt-on installation. No cutting or other modification required for a factory finish out of the box.

57200347
Fits '22-later RH975S models.

C. MID-CONTROL KIT
Move your feet. This complete mid-control conversion kit puts the Sportster® S motorcycle rider in a more-aggressive foot position for enhanced comfort and cornering confidence. It also reduces the reach to foot controls, an ergonomic advantage for riders of shorter stature. Relocates the left and right rider foot pegs and foot controls from the Original Equipment forward position to a mid-position on the bike. Installation does not compromise motorcycle lean angle. Mid-controls may be installed with passenger footpegs. Factory design ensures ideal fit and function. Includes all necessary mounting components and hardware.

50502136
Fits '21-later RH1250S models.

D. BLACK SHIFT LINKAGES
Complete a custom look when installing black accessory foot controls. Direct replacement for Original Equipment linkage ensures proper fit and performance. Durable black finish.

33600402
Fits '21-Later RH1250S models with original equipment forward controls.

33600403
Fits '22-later RH975 and '23-later RH975S models with original equipment mid-controls.



A. FORWARD CONTROL KIT – GLOSS BLACK



B. CHIN GUARD



C. MID-CONTROL KIT



D. BLACK SHIFT LINKAGES



E. WILD ONE COLLECTION – REAR BRAKE LEVER



F. WILD ONE COLLECTION – SHIFTER PEG



G. '66 COLLECTION – REAR BRAKE LEVER



G. '66 COLLECTION – REAR BRAKE LEVER



H. PASSENGER FOOTPEG MOUNT KIT
(SHOWN WITH PASSENGER FOOTPEG P/N 50502026)



I. PASSENGER FOOTPEG MOUNT & PEG KIT



I. PASSENGER FOOTPEG MOUNT & PEG KIT

E. WILD ONE™ COLLECTION – REAR BRAKE LEVER
Machined aluminum highlights.Complete this custom look with additional accessories from the Wild One™ Collection.

41600326
Fits '21-later RH1250S models.

F. WILD ONE COLLECTION – SHIFTER PEG
Machined aluminum highlights.Complete this custom look with additional accessories from the Wild One Collection.

33600338
Fits '21-later Revolution Max engine-equipped models.

G. '66 COLLECTION – REAR BRAKE LEVER
Durable satin black finish. Complete this custom look with additional accessories from the '66 Collection.

41600370
Fits '22-later RH975 and '23-later RH975S models. Requires separate purchase of Brake Pedal Pad P/N 50600483.

41600348
Fits '21-later RH1250S models. Requires separate purchase of Brake Pedal Pad P/N 50600483.

H. PASSENGER FOOTPEG MOUNT KIT
Share the ride and the fun with passenger footpegs for the Sportster® S motorcycle. The foot peg mounts match the look of the motorcycle and bolt directly to integrated mounting points on the bike, for an easy clean-looking installation. Kit includes black left and right foot peg supports and mounting hardware. Footpegs and foot peg hardware sold separately.

50502192A
Fits '21-later RH1250S models. Separate purchase of Passenger Footpegs is required

I. PASSENGER FOOTPEG MOUNT & PEG KIT
Share the ride and the fun with passenger footpegs for the Nightster® motorcycle. The footpeg mounts match the look of the motorcycle and bolt directly to integrated mounting points on the bike, for an easy, clean-looking installation. Kit includes black left and right footpeg supports, mounting hardware and footpegs. Easy to install

50502434
Fits '22-later RH975 and '23-later RH975S models.

A. MOTO BAR – NIGHTSTER®

When installed with our 5" riser this 1" diameter Moto Bar moves hand controls 2 inches up and 1 inch back to put the rider in a commanding position on the motorcycle. Features a Gloss Black finish and a performance-style flat-track bend that moves hand controls up and back. Original Equipment on Nightster Special model.

55801558

Fits '22-later Nightster models. Requires separate purchase of additional components, including Nightster 5" Riser P/N 55900307

B. NIGHTSTER RISER – 5"

When installed with our Moto Bar this 5" riser moves hand controls 2 inches up and 1 inch back to put the rider in a commanding position on the motorcycle.

55900307

Fits '22-later Nightster models. Requires separate purchase of additional components, including P/N 55801558.

C. REACH® HANDLEBAR

With a shape designed to place the handlebars closer to the rider, this Reach® Handlebar puts the rider in an upright seating position for added comfort and control. Designed to place the handlebars closer to the rider for ideal fit, comfort and control. Nightster® models require separate purchase of Brake Line P/N 41800874. Gloss Black finish 1" bar diameter.

55801263

Fits '21-later RH1250S and '22-later RH975 models.

D. TRACKER HANDLEBAR

Inspired by rough-and-tumble flat track race bikes, this handlebar is wider and taller than stock and features a cross brace. Designed to give the Sportster® S and Nightster models additional leverage during spirited riding. Fixed cross-bar gives aggressive look to front end. Nightster models require separate purchase of Brake Line P/N 41800874. Gloss Black finish

55801280

Fits '21-later RH1250S '22-later RH975 models.

*NOTE: Installation of some handlebars and risers may require a change in clutch and/or throttle cable and brake lines for some models. Handlebar height is regulated in many locations. Check local laws to ensure your motorcycle meets applicable regulations.



A. MOTO BAR – NIGHTSTER



C. REACH® HANDLEBAR



D. TRACKER HANDLEBAR



E. CHROME EXHAUST SHIELDS



F. HEAVY BREATHER AIR CLEANER – CHROME



F. HEAVY BREATHER AIR CLEANER – BLACK



G. VELOCITY STACK – BLACK (RAW SHOWN INSET)

E. CHROME EXHAUST SHIELDS

Use these shields to quickly and easily change the exhaust appearance to add some contrast. The perfect complement to a chrome Heavy Breather.

65400681

Fits '22-later RH975 models.

F. HEAVY BREATHER AIR CLEANER

This forward-facing exposed element Air Cleaner kit is sure to turn heads at the starting line. Featuring a gloss back or chrome elbow and exposed high-flow filter, the performance feel is unmistakable. Exposed high-flow filter for an aggressive, high-performance look. Washable and rechargeable filter element saves time and money over the long run versus buying replacement filters. Lightweight die-cast aluminum intake tube and backing plate for smooth airflow into the engine. Kit includes all necessary mounting hardware

Fits '22-later RH975 models
29400442 Chrome.
29400440 Black.

G. VELOCITY STACK

Add the look of wide-open performance with this hot rod style side-draft intake. 2.5" spun aluminum stack with hidden fasteners and a durable black anodized finish for a clean custom look. Stainless steel mesh screen adds classic detail. Black backing plate lets the raw velocity stack pop with contrast

Fits '22-later RH975 models
29400453 Black.
29400433 Raw w/ Clear.

CRUISER



34 CRUISER

Windshields

A. QUICK-RELEASE COMPACT WINDSHIELD

Combine the classic Harley-Davidson® windshield shape with a revolutionary new attachment system and you have the best of style and function. The windshield mounts to the fork tubes with elegant die-cast lever-release clamps, so the windshield does not require any leave-behind docking hardware. You get quick on-and-off convenience and a clean, custom look. No tools are required and the kit includes everything needed to install the windshield. The tough, hard-coated polycarbonate windshield is available with traditional polished or gloss black horizontal and vertical braces.

Fits '88-'22 XL (except XL1200CX, XL1200T, XL1200X, XL1200XS and '11-'22 XL883L and XL1200C). XL1200NS requires removal of headlight visor. Also fits '91-'05 Dyna® models (except FXDWG and FXDXT).

58063-04 18" Clear – Polished Braces.
Windshield dimensions: Overall height – 26.8"; width – 19.7".

58602-04 14" Light Smoke – Polished Braces.
Windshield dimensions: Overall height – 22.8"; width – 19.5".



A. QUICK-RELEASE COMPACT WINDSHIELD



A. QUICK-RELEASE COMPACT WINDSHIELD – (POLISHED BRACES SHOWN)



B. SPORT WINDSHIELD KIT –
(58192-87A SHOWN)



B. SPORT WINDSHIELD KIT –
(58024-96A SHOWN)



C. H-D DETACHABLES QUARTER FAIRING KIT



D. LOCKING QUICK-RELEASE
WINDSHIELD CLAMP



E. FRONT TURN SIGNAL RELOCATION KIT

CRUISER 35

Windshields

B. SPORT WINDSHIELD KIT

Formed of polycarbonate and hard-coated to resist scratching. Light smoke windshield is contoured to fit the headlamp and incorporates adjustable four-point mounting. Functional styling helps deflect wind to reduce upper body fatigue.

58192-87A 18" Light Smoke.
Fits '88-'22 XL (except XL883C, XL1200C, XL1200CX, XL1200T, XL1200X, XL1200XS and '11-'22 XL883L). XL1200NS requires removal of headlight visor. Also fits '95-'05 Dyna® models (except FXDWG and FXDXT). Includes black mounting hardware. Windshield dimensions: Overall height – 18.5"; width – 16.3".

58024-96A 17" Light Smoke.
Fits '96-'10 XL883C and XL1200C, '10 XL1200X, '99-'00 FXR and '87-'94 FXLR models. Windshield dimensions: Overall height-19.1"; width-16.3".

C. H-D® DETACHABLES™ QUARTER FAIRING KIT

Sleek, racy styling and sweeping lines are the make-up of this innovative fairing. Its quarter-sized, detachable design gives your bike a whole new, sporty look that can be changed in an instant. Available in Primed or Vivid Black. Requires the installation of Detachable Docking Hardware Kit P/N 58164-96A.

Fits '88-'12 XL (except XL883C, XL883N, XL1200C, XL1200CX, XL1200T, XL1200V and XL1200X and '11-'22 XL883L), FXR and '95-'05 Dyna models (except FXDWG, FXDXT and FXLR).

57070-97DH Vivid Black.

D. LOCKING QUICK-RELEASE WINDSHIELD CLAMP

Kit includes one locking clamp and two matching keys.

57400536 39mm.
Fits '88-'22 XL (except '16-'22 XL1200CX, XL1200X and XL1200XS) and '91-'05 Dyna models (except FXDWG) equipped with Quick-Release Style windshields.

E. FRONT TURN SIGNAL RELOCATION KIT

Fits '88-'22 XL (except XL1200CX, XL1200T, XL1200X, XL1200XS and '11-'22 XL883L and XL1200C) and '91-'05 Dyna models (except FXDWG and FXDXT).

68517-94A Chrome.

68643-09 Gloss Black.

SPORTSTER

36 CRUISER

Seating – Reach®

A. SUPER REACH® SOLO SEAT

Get a little bit closer. Super Reach® forward position seats are designed to move riders with a shorter inseam even closer to the controls and to bring the legs closer together so that your feet rest firmly on the pavement. After hundreds of hours of on-road and ergonomic testing, the seat shape and foam density were selected as the ideal position for riders 5' -0" to 5' -4" tall. The Super Reach Seat moves the rider 1.5" closer to the controls compared to stock seat on XL883L model, and 2" closer and .5" lower compared to stock seat on XL1200C model. The nose is 1.0" narrower than the stock seat, and it is tastefully sculpted to look great with any size Sportster® fuel tank. The combination of premium textured and smooth vinyl surfaces and charcoal gray stitching and embroidered Bar & Shield logo really set the seat apart. For the ultimate solo touring setup, add the Quick Release Rider Backrest P/N 52300245.

52000207
Fits '10-'22 XL models. Seat width 9.5".

B. REACH SEAT

Designed specifically for riders requiring a close to the bar riding position, without compromising comfort. This seat positions the rider approximately .5" forward, closer to the hand and foot controls. The narrow front profile brings your legs closer together to help you plant your feet firmly on the ground. The slightly bucketed rider seat offers lower back support and features a textured insert to prevent you from sliding around while riding.

51737-07
Fits '07-'22 XL models equipped with 2.2 or 3.3 gallon fuel tanks. Models not equipped with passenger pegs require separate purchase of Passenger Footpeg Kit P/N 50203-04 ('04-'13 models) or P/N 50500270 ('14-'22 models). XL883N, XL1200N and XL1200X models also require separate purchase of Retention Washer P/N 7487. Seat width 14.0"; passenger pillion width 10.0".

C. BRAWLER® SOLO SEAT

When it's time to go it alone, go in style. These premium quality cowhide leather solo saddles feature a smooth, sleek design that hugs the frame rails for a true custom look. The Brawler® seat's design places the rider "in" the bike for a low-slung riding position, and features a kick-up in the rear to hold the rider in place. The seating position is generally lower than stock, but not as far back as Badlander® or other low-profile seats. The top-grain leather seating surface and contoured foam padding provide a firm but luxurious feel. Seat does not fit with passenger pillions.

52000269
Fits '10-'22 XL models. Does not fit with Rider Backrest P/N 52300245. Seat width 12.5".



A. SUPER REACH SOLO SEAT



B. REACH SEAT



C. BRAWLER® SOLO SEAT



D. SUNDOWNER SOLO SEAT



E. SIGNATURE SERIES PASSENGER PILLION



F. SUNDOWNER PASSENGER PILLION



G. BADLANDER CUSTOM SEAT

CRUISER 37

Seating — Comfort & Touring

D. SUNDOWNER™ SOLO SEAT

Ride sun-up to sun-down in comfort and style. The Sundowner™ Solo Seat's shape and foam density were developed and refined during hundreds of hours of test rides and ergonomic evaluations. The unique seat features a deep bucket design that cradles the tailbone and provides back support for the rider. The narrow nose of the seat was sculpted to bring the legs closer together, and to look great with any size Sportster® fuel tank. The seat is constructed with premium textured vinyl surfaces for comfort and durability, and features embroidered Bar & Shield logos for style. For two-up riding, simply add the comfortable Sundowner Passenger Pillion P/N 52400121.

52000203
Fits '10-'22 XL models. Not compatible with Rider Backrest P/N 52300245. Seat width 15.0".

E. SIGNATURE SERIES® PASSENGER PILLION

This carefully styled pillion matches the Sportster Signature Series® Solo Seat and provides your passenger with a wide seating surface for hours of comfort.

52400053
Fits '07-'22 XL models equipped with Signature Series Solo Seat P/N 52000034 or 52000062. Pillion width 10.0".

F. SUNDOWNER PASSENGER PILLION

Bring someone along for the ride without giving up your solo status. This carefully styled pillion matches the Sportster Sundowner Solo Seat and provides the passenger with great Sundowner comfort. The pillion is shaped to maximize support on a long ride, and is constructed with premium foam and textured vinyl for years on the road.

52400121
Fits '10-'22 XL models (except XL1200CX) equipped with Sundowner Solo Seat P/N 52000203. Models not equipped with passenger pegs require separate purchase of Passenger Footpeg Kit P/N 50500270 ('14-later models) or 50203-04 ('10-'13 models). Pillion width 11.0".

G. BADLANDER® CUSTOM SEAT

It's good to be bad. The low and lean Badlander Custom Seat is designed to fit your bike like a glove. The Badlander Seat delivers low-slung cruiser style from the fuel tank to the rear fender, and gives you the feeling of sitting "in" the bike and not on top of it. Ideal for both short riders needing to be closer to the ground, or for tall riders who want to move back in the bike without sitting higher, the seat delivers a riding position that is lower and generally farther back than the stock seat. This Badlander Seat features rich textured vinyl seating surfaces for durability, and charcoal black leather side panels and dark gray stitching and Harley-Davidson embroidered script for style. The narrow nose of the seat is sculpted to complement any size Sportster® fuel tank.

52000211A
Fits '10-'22 XL models. Models not equipped with passenger pegs require separate purchase of Passenger Footpeg Kit P/N 50203-04 ('10-'13 models) or P/N 50500270 ('14-'22 models). XL1200CX requires separate purchase of Low Profile Sissybar Upright P/N 52300403. Seat width 11.5"; passenger pillion width 5.5".



Reach Seats



Tallboy Seats

38 CRUISER

Seating — Low Profile

A. PASSENGER PILLION

Bring a guest along on your solo seat-equipped Sportster® model. The cover and stitching of this Passenger Pillion complements the solo seat. Kit includes grab strap and mounting hardware.

52400125 '16 XL1200X Style.
Fits '16-'22 XL1200X and XL1200XS models with Original Equipment solo seat. Models not equipped with passenger pegs require separate purchase of Passenger Footpeg Kit P/N 50500270. Seat width 7.5".

52400127 '16 XL883N Style.
Fits '16-'22 XL883N models with Original Equipment solo seat. Models not equipped with passenger pegs require separate purchase of Passenger Footpeg Kit P/N 50500270. Seat width 7.5".

B. QUICK-RELEASE RIDER BACKREST

Add exceptional comfort for open road and around town riding. This detachable rider backrest is shaped for maximum lower back support and keeps you in place without shifting you forward in the saddle. Designed to complement Original Equipment and accessory solo seats, the backrest's forward/back position can be adjusted up to 4.5" with a simple finger-tip adjustment. The fold-down pad clears the way when throwing your leg over the bike and the backrest can be removed from the bike with the push of a button—leaving behind just two elegant docking points. Complete kit includes upright, pad, fender strut brackets and all required hardware.

52300245
Fits '04-'22 XL models equipped with a solo seat. Not compatible with Brawler® Solo Seat P/N 52000269, 52941-04B, 52000118, 52000119, Cafe Solo Seat P/N 52000260, Sundowner™ Solo Seat P/N 52000203, Tallboy® Solo Seat P/N 52000209, Solo Rigid or Spring Seat Mounting Kits, '16-'22 Original Equipment XL883N Solo Seat, or Side-Mount License Plate Kits P/N 60947-10 or 60972-10. Installation of H-D® Detachables™ Solo Luggage Rack requires additional purchase of Bolt P/N 3584 (Qty. 4).

C. QUICK-RELEASE SEAT HARDWARE KIT

This Quick-Release Hardware Kit allows the rider to remove one-piece Harley-Davidson® seats quickly and easily. A raised-logo Harley-Davidson emblem finishes the look. SAE 1/4"-20 thread.

Fits '97-'22 XG, XL, Dyna®, Softail® (except '12-'17 FLS models equipped with Original Equipment seat), Touring and Trike models equipped with SAE 1/4"-20 seat mount hardware. Does not fit seats equipped with spring-loaded rear seat bracket.

51676-97A Chrome.
10500093 Gloss Black.



A. PASSENGER PILLION — (52400125 SHOWN)



A. PASSENGER PILLION — (52400127 SHOWN)




B. QUICK-RELEASE RIDER BACKREST



C. QUICK-RELEASE SEAT HARDWARE KIT — CHROME



C. QUICK RELEASE SEAT HARDWARE KIT — GLOSS BLACK




D. LOW SISSY BAR UPRIGHT – CHROME



E. STANDARD SISSY BAR UPRIGHT – CHROME



F. ONE-PIECE H-D DETACHABLES SISSY BAR UPRIGHT – CHROME (SHOWN WITH SMOOTH BACKREST PAD)



G. PASSENGER BACKREST PAD – SMOOTH BLACK



H. LOW-PROFILE SISSY BAR UPRIGHT

CRUISER 39

Seating — Low Profile

D. LOW SISSY BAR UPRIGHT

Shaped to complement a thicker passenger pillion, this Low Sissy Bar Upright stands between the Standard and Short Sissy Bar Upright. The ideal match for touring style seats, this upright also offers an additional height option to riders with custom-style seats.

Fits '04-'22 XL models with H-D® Detachables™ sideplates, '06-'17 Dyna® (except FXDF, FXDFSE and '10-'17 FXDWG), '84-'05 Softail® (except FXSTD) and '06-later FL Softail models (except '07-'17 FLS, FLSS, FLSTF, FLSTFB, FLSTFBS, FLSTSE and FLSTSB and '06 FLSTFSE) with appropriate sideplates.

52300022 Chrome.

E. STANDARD SISSY BAR UPRIGHT

Give your passenger additional back support with a Standard Sissy Bar Upright, designed to accept a wide variety of Backrest Pads.

Fits '04-'22 XL models with H-D Detachables sideplates, '06-'17 Dyna (except FXDF, FXDFSE and '10-'17 FXDWG), '84-'05 Softail (except FXSTD) and '06-later FL Softail models (except '07-'17 FLS, FLSS, FLSTF, FLSTFB, FLSTFBS, FLSTSE and FLSTSB and '06 FLSTFSE) with appropriate sideplates.

52300018 Chrome.

52300020 Gloss Black.

F. ONE-PIECE H-D® DETACHABLES™ SISSY BAR UPRIGHT

The sweeping shape of this slim, round bar Sissy Bar Upright completes the classic bobber look. The one-piece design eliminates separate sideplates for a clean appearance and the stylized upper kick angle mimics the old-school sissy bars of the '50s and '60s. Available in your choice of chrome or gloss black finish, these bars can be equipped with Passenger Backrest Pad P/N 52631-07.

Fits '04-'22 XL models (except '16-'20 XL1200CX). All models require separate purchase of Docking Hardware Kit (see docking hardware matrix). Docking hardware is Original Equipment on XL1200T models.

52300040A Chrome.

G. PASSENGER BACKREST PADS

Styled to complement available touring and custom seats.

Fits models equipped with One Piece H-D® Detachables™ Sissy Bar Upright P/N 52729-08, 51853-07, 51849-07, 51146-10A, 51161-10A, 52300040A, 52300042A, 52300044A or 52300046A.

52631-07 Smooth Black.

H. LOW-PROFILE SISSY BAR UPRIGHT

This low and lean one-piece bar mounts between the fender and fender struts for a clean, close-to-the-bike profile. The gloss black round bar upright delivers a simple bobber look on a solo seat-equipped bike, and provides the perfect passenger “butt-stop” for a Sportster® model equipped with a low-profile two-up seat. The bar also accepts Slip-Over Pad P/N 51732-10 for added passenger comfort.

52300403
Fits 16-'20 XL1200CX models with Original Equipment two-up seat and '07-'22 XL models equipped with solo or Badlander® two-up seats.

NOTE: Some Harley-Davidson® seats are made of leather. Fine leathers or other natural materials WILL gain “character,” such as wrinkles or wear, with age. This is normal. A fine, aged patina and character wrinkles are a sign of the extremely high-quality materials used to construct your seat or backrest. The appearance of scars or marks on the leather are a result of using natural leather panels and should not be thought of as an imperfection. Please use Harley-Davidson Leather Protectant P/N 93600034 to protect your investment.

40 CRUISER

Backrests & Racks

PASSENGER BACKREST PADS

Choose from a wide variety of backrest pad sizes and shapes to match your comfort and style demands. Designed to complement Original Equipment and accessory seats, these pads are engineered to fit specific sissy bar upright types.

A. BACKREST PADS

Sized to fit medallion and mini medallion-style sissy bar uprights. Pad mounts with single center screw and bolt-on mounting strap. Includes chrome-plated mounting hardware.

Fits Low Medallion Style Sissy Bar Upright P/N 52754-04 or 51851-09, Low Square Bar Mini-Medallion Style Sissy Bar Upright P/N 53282-06, Standard Square Bar Mini Medallion Style Sissy Bar Upright P/N 53281-06 or 53407-06, Standard Medallion Style Sissy Bar Upright P/N 52735-85, 53007-98, 52655-84, 52909-02 or 51517-02, Standard Bar & Shield Style Sissy Bar Upright 52739-83 or 51514-02, Standard Heritage Style Sissy Bar Upright P/N 52731-00 and Low Round Bar Sissy Bar Upright P/N 52300022 or 52300024.


- | | |
|-------------|----------------------|
| 1. 52652-04 | Smooth. |
| 2. 52626-04 | Smooth Top-Stitched. |


B. BACKREST PADS

Sized to fit medallion and mini medallion-style sissy bar uprights. Pad mounts with single center screw and bolt-on mounting strap. Kit includes chrome-plated mounting hardware.

Fits Low Medallion Style Sissy Bar Upright P/N 52655-84, 52909-02, 52754-04, 51851-09, Standard Medallion Style Sissy Bar Upright P/N 52735-85 or 52877-08, Standard Square Bar Mini Medallion Style Sissy Bar Upright P/N 53281-06 or 53407-06, Standard Heritage Style Sissy Bar Upright P/N 52731-00 and Standard Round Bar Sissy Bar Upright P/N 52300018 or 52300020.

- | | |
|--------------|-----------------------------|
| 1. 52612-95 | Smooth Top-Stitched. |
| 2. 52412-79A | Embossed Bar & Shield Logo. |
| 3. 52348-97 | Heritage Classic Bucket. |
| 4. 51132-98 | Smooth Bucket. |

 ***WARNING:** Do not use this rack as a seat. Do not exceed the fender rack weight capacity. Using as seat or exceeding this capacity could cause handling problems, which could result in loss of control and death or serious injury.

 ****WARNING:** Disconnecting your DOT-required tail, brake and turn signal lighting could reduce your visibility to others and result in death or serious injury.



A. BACKREST PADS



B. BACKREST PADS



C. AIR FOIL PREMIUM LUGGAGE RACK – CHROME



C. AIR FOIL PREMIUM LUGGAGE RACK – GLOSS BLACK



D. H-D DETACHABLES SOLO RACK – GLOSS BLACK



E. REAR DOCKING HARDWARE COVER KIT – BLACK



E. REAR DOCKING HARDWARE COVER KIT – CHROME



F. LOCKING H-D DETACHABLES LATCH KIT – BLACK

CRUISER 41

Backrests & Racks

C. AIR FOIL PREMIUM LUGGAGE RACK*

The low-profile aerodynamic styling defines the look of this Luggage Rack. Available in mirror chrome or rich gloss black finish, the die-cast rear “Air Foil” grabs your attention and the Bar & Shield insert adds a signature touch. The elegant round tube rack features inlaid rubber runners for added grip and dedicated bungee mounting points to simplify luggage tie-down. Kit includes all necessary mounting hardware. For added visibility, the rack is designed to incorporate the internal wiring of the Air Foil Rack LED Light Kit P/N 68000076 for a clean look.

Fits '04-'22 XL models (except XL1200CX) equipped with H-D® Detachables™ Sideplates, '06-'17 Dyna® models (except FXDF, FXDFSE and '10-'17 FXDWG) equipped with Detachable Sideplates, '84-'05 Softail® models (except FLSTN and FXSTD) and '06-'17 FLST, FLSTC, FLSTNSE and FLSTSC models and '06 FLSTF models equipped with Detachable Sideplates.

- | | |
|----------|--------------|
| 54290-11 | Chrome. |
| 54291-11 | Gloss Black. |

D. H-D® DETACHABLES™ SOLO RACK*

Add touring capabilities to your solo seat Sportster® model in less than 60 seconds. This detachable Solo Rack fits over the fender when the passenger pillion is removed. The rack features brazed hand-polished tubing and the chrome-plated or gloss black finish adds a stylish flair. Requires Docking Hardware.

Fits '04-'22 XL models (except XL1200CX) equipped with solo seat. All models require separate purchase of appropriate Docking Hardware. Docking Hardware is Original Equipment on XL1200T models.

- | | |
|-----------|--------------|
| 53512-07A | Gloss Black. |
|-----------|--------------|

E. REAR DOCKING HARDWARE COVER KIT

Disguise the rear docking hardware with these easy-to-install covers. The caps slide over the exposed docking points and are held in place by a strong magnetic pull. The caps are easy to remove when you wish to reinstall detachable accessories. Covers are available with brilliant chrome or durable gloss black finish to match your bike's attitude. Sold in pairs.

Fits many accessory docking hardware kits. Refer to the fitment matrix in this P&A Catalog or the Parts & Accessories section of www.harley-davidson.com for details.


- | | |
|----------|----------------------|
| 48218-10 | Short Chrome (pair). |
| 48220-10 | Large Chrome (pair). |
| 48035-09 | Small Chrome (pair). |
| 48221-10 | Short Black (pair). |
| 48223-10 | Large Black (pair). |
| 48225-10 | Small Black (pair). |

F. LOCKING H-D® DETACHABLES™ LATCH KIT

This unique lock replaces the camlock on your Harley-Davidson® Detachables™ accessories, providing additional security and peace of mind when parking your vehicle. The kit includes two extended-reach barrel-style keys for easy access to the lock. Key registration and replacement service is available. Sold in pairs.

Fits all models equipped with detachable Sideplates, Racks and Tour-Pak® Luggage Carriers (except '18-later Softail® models with HoldFast™ racks and uprights or '09-later Touring models equipped with detachable Solo Tour-Pak Rack).

- | | |
|----------|--------|
| 92800008 | Black. |
|----------|--------|

 ***WARNING:** Do not use this rack as a seat. Do not exceed the fender rack weight capacity. Using as seat or exceeding this capacity could cause handling problems, which could result in loss of control and death or serious injury.

42 CRUISER

Saddlebags & Luggage

A. RIGID LEATHER LOCKING SADDLEBAGS

The push-button latching swing-out lid is easy to operate with one hand and the fine leather surface and brushed chrome medallion add an elegant touch. The hard-shell design retains its shape in all kinds of weather and is covered in leather for a traditional look. Locking hinged lids offer modern convenience and security. Kit includes reflectors. Luggage Capacity: 2400 cubic inches total.

90201321
Fits '04-'22 XL models (except XL1200CX, XL1200T, XL1200V and International (non-Canadian) XL883N, XL1200N or XL1200X models and models with Rear Axle Covers). Models with side-mount license plates require License Plate/Turn Signal Relocation Kit P/N 73279-10. '11-'20 XL1200C models require Turn Signal Relocation Kit P/N 67800071 (Domestic) or 67800077 (International). All other models require separate purchase of Turn Signal Relocation Kit P/N 68732-02A (Domestic), 68733-02A (International) or Layback License Plate Kit P/N 60215-06. Models equipped with H-D® Detachables™ accessories require separate purchase of Docking Hardware Kit P/N 53544-04 (if not already equipped).

B. BLACK STANDARD LINE THROW-OVER SADDLEBAGS

Made of ultra-durable leather-like synthetic featuring a debossed H-D #1 logo, the Black Standard Bags have a simple, black on black style that complements many styling directions and budgets. An internal reinforcement system maintains the bag's shape over time. The "MOLLE-style" system of mounting loops accommodates hook and loop straps and allows for multiple mounting locations and orientations. The bags feature matte black enamel buckles with hidden quick-detach buckles underneath. These Throw-Over Bags feature side gussets for increased capacity and straight and perpendicular mounting loops for easy mounting. Quick-release buckles get you in and out of the bag fast. These Throw-Over Bags can be used with or without a passenger pillion. If used with a passenger pillion, the straps should be mounted under the pillion and the crossover straps feature a soft, non-scratch backing. Installation requires purchase of Saddlebag Support rails and may require the purchase of a Turn Signal Relocation Kit. Large bag measures: 16.5" L x 11.5" H x 7" D. Internal capacity: 1,350Ci. Weight capacity: 10 lbs/bag. Compact bag measures: 10" L x 11.5" H x 5.25" D. Internal capacity: 600Ci. Weight capacity: 6 lbs/bag.

Fits '82-'22 XL (except XL1200T), '08-'17 Dyna® (except FLD), '84-'99 Softail®, and '18-later Softail models equipped with H-D® Saddlebag Supports. '18-later Softail models require purchase of Turn Signal Relocation Kit P/N 67800802 or 68700830.

90201770	Large.
90201769	Compact.

NOTE: Some Harley-Davidson® saddlebags are made of leather. Fine leathers or other natural materials WILL gain "character," such as wrinkles or wear, with age. This is normal. A fine, aged patina and character wrinkles are a sign of the extremely high-quality materials used to construct your saddlebags. The appearance of scars or marks on the leather are a result of using natural leather panels and should not be thought of as an imperfection. Please use Harley-Davidson® Leather Protectant P/N 93600034 to protect your investment.



A RIGID LEATHER LOCKING SADDLEBAGS



B. BLACK STANDARD LINE THROW-OVER SADDLEBAGS – LARGE



B. BLACK STANDARD LINE THROW-OVER SADDLEBAGS – COMPACT



C. SADDLEBAG SUPPORTS – CHROME



C. SADDLEBAG SUPPORTS – GLOSS BLACK



D. SINGLE-SIDED SWINGARM BAG – BLACK LEATHER



E. H-D DETACHABLES SOLO TOUR-PAK MOUNTING RACK

CRUISER 43

Saddlebags & Luggage

C. SADDLEBAG SUPPORTS

Keep your throw over-style saddlebags away from the wheel, swingarm and brake caliper. Can be installed on models equipped with rigid-mount sissy bar sideplates and uprights.

90201324 Chrome.
Fits '00-'22 XL models (except XL1200S, XL1200T and '02-'03 XL883R). Does not fit with H-D® Detachables™ accessories.

90201433 Gloss Black.
Fits '00-'22 XL models (except XL1200S, XL1200T and '02-'03 XL883R). Does not fit with H-D Detachables accessories.

D. SINGLE-SIDED SWINGARM BAG

These bags are constructed of heavyweight leather and feature a pouch-style flap lid that is secured with two quick-disconnect clips. The semi rigid-backed bag is secured to the left side of the bike with easy-to-install brackets and adjustable straps. Luggage capacity: 430 cubic inches total.

90201326A Black Leather.
Fits '04-'22 XL models equipped with Solo Seats. Does not fit XL1200T. Requires removal of passenger pegs.

E. H-D® DETACHABLES™ SOLO TOUR-PAK® MOUNTING RACK**

The rack is designed to position the Tour-Pak Carrier for solo riding. Tour-Pak, Passenger Backrest Pad and Docking Hardware sold separately.

53655-04A
Fits '04-'22 XL models equipped with solo seat (except XL883N, XL1200C, XL1200CX, XL1200N). Designed to accept Color-Matched Sport Tour-Pak P/N 53929-YYXXX, Leather Tour-Pak P/N 53151-00A, 53147-98B, 53018-04A or 53690-06A. Requires separate purchase of appropriate Docking Hardware.



****WARNING:** Do not use this rack as a seat. Do not exceed the fender rack weight capacity. Using as seat or exceeding this capacity could cause handling problems, which could result in loss of control and death or serious injury.

44 CRUISER

Foot Controls

A. PASSENGER FOOTPEG MOUNT KIT – BLACK
Kit includes black mounting brackets, Original Equipment-style footpegs and all necessary mounting hardware.

50500270
Fits '14-'22 XL models.
50203-04
Fits '04-'13 XL models.

B. ADJUSTABLE PASSENGER FOOTPEG MOUNT KIT
Easy to adjust with common tools, the mount adjusts through a 360° range (depending on model), allowing both fore and aft and up and down height adjustment. Kit includes left and right adjustable support assembly and all required mounting hardware. Footpegs sold separately.

50763-09
Fits models with H-D® male mount-style passenger footpeg supports (except Softail® models). Does not fit with Heel Raiser Footpeg Kit P/N 50178-09. Does not fit the rider position.


C. MINI FOOTBOARD KIT
This footboard kit can be installed in place of traditional footpegs and provides a little additional leg support and more options to move your legs around on a long ride. Mini Footboards mount to the standard H-D® style footpeg supports and can be used in many rider, passenger and high-way peg applications.

Fits rider position:
'02-'17 VRSC™ models with forward controls (except VRSCDX and VRSCF), '15-'20 XG models (except XG750A), '06-earlier XL, '07-'10 XL883, XL883R, XL883C, XL1200C and XL1200R and '07-'11 XL1200L, '91-'17 Dyna® (except FLD) and '84-'17 Softail models with forward controls (except FXCW, FXCWC, FXS, FXSB or FXSBSE).

Fits passenger position:
All models with H-D male-mount passenger peg mounts (except '06-earlier VRSC, '03-earlier XL, '05-earlier Dyna and Softail models equipped with Shotgun exhaust). '84-'17 Softail models require separate purchase of Support Kit P/N 50454-09. Does not fit passenger position on '18-later Softail models.

Fits highway peg position:
All models with frame-mount or engine guard-mount highway pegs (except Whiskers Adjustable Highway Bar P/N 50855-09 and 50865-09).

50500139	Small 3.0" – Chrome.
50500144	Small 3.0" – Gloss Black.
50500109	Large 4.0" – Chrome.
50500124	Large 4.0" – Gloss Black.


 ***WARNING:** Do not use highway pegs under normal stop and go operating conditions. Doing so could result in death or serious injury.




A. PASSENGER FOOTPEG MOUNT KIT – BLACK



B. ADJUSTABLE PASSENGER FOOTPEG MOUNT KIT



C. MINI FOOTBOARD KIT



FOOT CONTROL POSITION OPTIONS



E. STANDARD FORWARD CONTROL KIT – CHROME (50700020 SHOWN)



E. STANDARD FORWARD CONTROL KIT – BLACK (33397-07A SHOWN)



F. FURTHER FORWARD MID CONTROL KIT – GLOSS BLACK

CRUISER 45

Foot Controls

SPORTSTER® FOOT CONTROLS
A long stretch to the controls or a knees-high cramped riding position puts strain on your body after even a short ride. Repositioning your feet on the controls relieves muscle tension, takes pressure off the tailbone, and reduces rider fatigue. Where your feet contact the controls can often determine how many miles you can put on in a day.

Many Sportster® models can be equipped with the following foot control configurations:

MID CONTROLS:
Original Equipment on some models, Mid Controls position the feet below the knee for a sporting riding posture.

STANDARD FORWARD CONTROLS:
Places the legs for a “feet-in the-wind” laid-back profiling posture.

FURTHER FORWARD MID CONTROLS:
Achieves a comfortable foot-down riding position for the taller rider.

E. STANDARD FORWARD CONTROL KIT*
Add the stretched-out look and extended riding position to your Sportster model. The complete kit includes all hardware necessary to convert your Sportster model from mid controls to forward controls. Available in your choice of finishes, these forward controls add style and long range comfort. (Footpegs and shifter peg not included.)

Fits '14-'22 XL models. Requires separate purchase of stock or accessory rider position footpegs with wear pegs that fit '14-'22 XL1200 models.

50700020	Chrome with Black Peg Bracket.
50700021	Black.


Fits '06-'13 XL models with mid-controls (except XL1200CP and XL1200CA). XL1200L requires separate purchase of foot-pegs P/N 33134-07CAZ and 33135-07CAZ.

33395-06A	Chrome.
33397-07A	Black.

F. FURTHER FORWARD MID CONTROL KIT
Feel a little cramped when your feet are placed on the standard-location mid controls? This kit repositions the controls 3.0" forward of the stock location, eliminating the “knees-high” riding attitude while maintaining a sporty upright riding posture. The forward location provides an open path for your feet to aid maneuvering the bike while parking and improves access to the jiffy stand for a shorter rider. Kit includes control mounts, brake and shift levers, brake rod, mini-footboards with wear pegs and all hardware necessary to convert your mid or forward control-equipped Sportster model.

50700028	Gloss Black.
-----------------	--------------

Fits '14-'22 XL models.

 ***WARNING:** Installation of accessory Forward Control Kits may affect cornering clearance. This could distract the rider, causing loss of control, resulting in death or serious injury.

SPORTSTER

46 CRUISER

Engine Guards

A. ENGINE GUARD*

The unique soft curve shape adds style to function. The one-piece Engine Guard is designed to complement the lines of the Sportster® motorcycle and the choice of finishes adds the perfect finishing touch. Add your choice of Engine Guard Mounted Highway Pegs (sold separately) to change your foot position on a long ride.

Fits '04-'22 XL and XR models (except XL1200CX, XL1200T, '16-'22 XL1200X, '18-'20 XL1200XS and '11-'20 XL883L). Will not fit with Front Spoilers.

49060-04	Chrome.
49215-07	Gloss Black.

Fits '11-'20 XL883L and '14-'22 XL1200T '20-models. Will not fit with Front Spoilers.

49287-11	Chrome.
-----------------	---------



A. ENGINE GUARD – CHROME



A. ENGINE GUARD – GLOSS BLACK



***WARNING:** Engine guards may provide limited leg and cosmetic vehicle protection under unique circumstances (fall over while stopped, very low speed slide). They are not made nor intended to provide protection from bodily injury in a collision with another vehicle or any other object.



***WARNING:** Do not use engine guard footpegs under normal stop and go operating conditions. Doing so could result in death or serious injury.



***WARNING:** Installation of any accessory suspension components may affect cornering clearance and jiffy stand operation. This could distract the rider, causing loss of control and death or serious injury.

CRUISER 47

Front Axle Nut Covers

B. FRONT AXLE NUT COVERS

Cover the front axle in style. Available in your choice of styles, these custom Axle Nut Covers look great with Original Equipment satin-finish fork sliders or add the finishing touch to a complete chrome or blacked-out front end. Easy to install kits include all necessary mounting hardware. Sold in pairs.

Fits '02-'11 VRSC™ (except VRSCF and VRSCR), '15-later XG, '08-later XL, '08-'17 Dyna®, '07-later Softail® (except Springer™, FLSTNSE, FXCW, FXCWC, FXSB, FXSBSE, FXSE, FXST-Aus, and FXSTD) and '08-later Touring (except '23-later FLHXSE and FLTRXSE and '24-later FLHX, FLTRX and FLTRXSTSE) and Trike models. '18-later FLDE, FLFB, FLFBS, FLHC, FLHCS, FLSB, FLSL, FXBB, FXBR, FXBRS, FXLR and FXST models require separate purchase of Front Axle Adapter Kit P/N 43000090. '22-later FXLRST, '20-later FXLRS, '19-later FXDRS and '18-later FXFB and FXFBS models require separate purchase of Front Axle Adapter Kit P/N 43000159.

1. 43000212	Machine Cut.
2. 43000124	Dominion – Gloss Black.
3. 44117-07A	Chrome – Die-cast.
44116-07A	Chrome – Billet.
4. 43000026	Gloss Black – Die-cast.
43428-09	Gloss Black – Billet.
5. 43000177	H-D Motor Co. – Black.
6. 44148-07A	H-D Motor Co. – Chrome.
7. 44114-07	Aluminator.

Also available:

Willie G Skull

Fits '02-'11 VRSC™ (except VRSCF and VRSCR), '15-later XG, '08-'22 XL (except '16-'22 XL1200X and XL1200XS), '08-'17 Dyna®, '07-later Softail® (except Springer™, FLSTNSE, FLSB, FXCW, FXCWC, FXDRS, FXFB, FXFBS, FXLRS, FXSB, FXSBSE, FXSE, FXST-Aus, and FXSTD) and '08-later Touring (except '23-later FLHXSE and FLTRXSE and '24-later FLHX, FLTRX and FLTRXSTSE) and Trike models. '18-later FLDE, FLFB, FLFBS, FLHC, FLHCS, FLSL, FXBB, FXBR, FXBRS, FXLR and FXST models require separate purchase of Front Axle Adapter Kit P/N 43000090. '22-later FXLRST, '20-later FXLRS, '19-later FXDRS, '18-later FLSB, FXFB and FXFBS models require separate purchase of Front Axle Adapter Kit P/N 43000159. '22-later FXRST to models require separate purchase of Front Axle Adapter Kit P/N 43000159.

8. 43000096	Black.
9. 43163-08A	Chrome.

Also available: (not shown)

Fits '88-'07 XL, '91-'03 FXD, FXDX, FXDXT, FXDL, FXDSCONV, '93-'05 FXDWG, '88-'07 FXR, '87-later FLXR, FXRS-SP and FXWG, '84-'06 Softail (except Heritage Springer® and FXSTD) and '80-'99 Touring models.

43899-86A	Chrome – Die-cast.
------------------	--------------------



B. FRONT AXLE NUT COVERS

48 CRUISER

Chassis Trim — Front End

A. DOMINION™ COLLECTION FORK STEM COVERS
Top it off with style. These easy-to-install Fork Stem Covers top off the triple tree for a cohesive look. A perfect complement to other Dominion™ Collection Accessories, these Fork Nut Covers provide the finishing touch to your bike’s front end. Sold in pairs.

Fits '06-'17 Dyna® models (except FXDB and FXDSE) and '18-later Softail® models (except FXDRS, FXFB, FXFBS, FXLRS, and FLSB). Also fits '88-'13 XL (except XL1200CX, XL1200X, XL883N) '95-'05 FXD, '93-'05 FXDL, '16-'17 FXDLS, '94-'05 FXDS-CONV, '90-'17 FLS, FLSS, FLSTF, FLSTFB, FLSTFBS and FLSTN, and '86-'17 FLSTC models.

45800117 Gloss Black.

B. DEFIANCE COLLECTION UPPER FORK STEM COVERS
Top it off with style. These easy-to-install Fork Stem Covers continue the Defiance Collection to the top of the triple tree for a cohesive look. The deep radial grooves define the style of the Defiance Collection, and the choice of chrome, black or machine cut finishes complement your bike’s polished, chrome or blacked-out front end components. Sold in pairs.

Fits '06-'17 Dyna models and '18-later Softail models (except FXDRS, FXFB, FXFBS, FXLRS, FXLRS, FXLRST and FLSB). Also Fits '88-'13 XL (except XL1200CX, XL1200X, XL883N) '95-'05 FXD, '93-'05 FXDL, '16-'17 FXDLS, '94-'05 FXDS-CONV and '90-'17 FLS, FLSS, FLSTF, FLSTFB, FLSTFBS and FLSTN and '86-'17 FLSTC models

45500515 Gloss Black.

C. BAR & SHIELD LOGO REAR AXLE COVERS
Die-cast cover conceals the side of the swingarm and axle. Unique styling features an embossed Bar & Shield logo. Easy to install without removing the rear wheel. Kit includes all necessary mounting hardware.

Fits '05-'22 XL883C, XL883L, XL883N, XL1200C, XL1200CX, XL1200L, XL1200N, XL1200NS, XL1200V, XL1200X and XL1200XS models. Also fits '05-'22 XL models equipped with Low Rear Suspension Kit P/N 54731-04, 54733-04 or 54750-05. (Will not fit models equipped with saddlebags or Chrome Billet Shock Hardware Kit P/N 54337-05.)

46399-05A Chrome.

43013-09A Gloss Black.



A. DOMINION COLLECTION FORK STEM COVERS – GLOSS BLACK



B. DEFIANCE COLLECTION UPPER FORK STEM COVERS – GLOSS BLACK



C. BAR & SHIELD LOGO REAR AXLE COVERS – CHROME




C. BAR & SHIELD LOGO REAR AXLE COVERS – GLOSS BLACK



D. BUCKSHOT UPPER BELT GUARD – GLOSS BLACK



E. BUCKSHOT LOWER BELT GUARD – GLOSS BLACK



F. BRAKE CALIPER KIT – CHROME (44395-00A SHOWN)



G. SPROCKET HARDWARE – CHROME HEX HEAD

CRUISER 49

Chassis Trim — Rear End

D. BUCKSHOT UPPER BELT GUARD – GLOSS BLACK
Add the blacked-out look of the Nightster® motorcycle to your Sportster® model. The perforated Buckshot design visually lightens the belt guard and adds a raw, purposeful edge to the bike’s profile.

60300196
Fits '04-'22 XL models.

E. BUCKSHOT LOWER BELT GUARD – GLOSS BLACK
This handsome gloss black steel guard replaces the Original Equipment plastic debris deflector to provide a rich smooth surface that complements the upper belt guard and swing-arm. The perforated Buckshot design adds an open look while protecting the belt from stones and debris.

57100297
Fits '04-'22 XL models.

F. BRAKE CALIPER KIT – CHROME
Add the shine of chrome to your front end with this highly polished Chrome Front Brake Caliper Kit. Manufactured from Original Equipment components for proven performance, these calipers are a great addition to the stock front end or they add the finishing touch to a complete custom with chrome wheels, rotors and chrome fork sliders.

44395-00A Front – Single Disc.
Fits '00-'03 XL, '00-'07 Dyna® and '00-'07 Softail® models (except Springer™) equipped with single disc front brakes. Brake pads sold separately.

G. SPROCKET HARDWARE – CHROME HEX HEAD
This kit includes highly polished, chrome-plated, grade 8 hex-head screws with chrome-plated washers, providing an extra custom accent. The perfect addition to the chrome sprocket. Made from the same Original Equipment bolts to ensure product integrity. Also works with chrome belt sprocket covers and Original Equipment sprockets.

94708-98
Fits '91-'22 XL and '93-'99 Dyna and Softail models.

50 CRUISER

Oil Cooler & Gauges

A. PREMIUM OIL COOLER KIT

This oil cooler was designed specifically for Harley-Davidson to out-perform all other coolers in the industry. The cooler features a unique “Turbulator” system that evenly distributes oil across the cooling chambers. The air fins are designed to efficiently dissipate heat. The oil cooler has been designed to simplify installation and enhance performance. Kit comes complete with mounting hardware and precut oil lines.

62700082 Side-Mount.
Fits '04-'22 XL models. Does not include an integrated thermostat.

B. COMBINATION DIGITAL SPEEDOMETER/ANALOG TACHOMETER – 4"

Maintain the clean view over the handlebar. This unique Combination Speedometer/Tachometer allows you to monitor engine speed without additional handlebar-mounted gauges. The unit mounts in the stock dash opening and is a direct plug-in installation. The backlit gauges include a large LCD (liquid crystal display) information screen that displays odometer/tripmeter data, miles-to-empty readings, an easy-to-read segmented fuel display, a gear position indicator and clock. This valuable information is available to the rider at a glance. The gauge features push-button adjustable backlighting with over 600 color tone options, allowing the rider to adjust pointer, LCD and backlighting colors to match any paint scheme or viewing preference. The digital speed reading can be easily toggled between mph and kph to simplify cross-border travel. Mileage reinstatement resides in the vehicle ECM so initial mileage will be uploaded at the time of installation.

NOTE: As a result of different vehicle capabilities, the following exceptions apply: Gear position not available on '04-'07 models, range function not available on '04-'06 XL models and '04-'08 Dyna® models, fuel level function not available on '04-'06 XL models.

70900475 Spun Aluminum Dial, MPH/km/h U.S. models. Fits '14-'22 XL, '12-'17 Dyna and '11-'17 Softail® models equipped with 4" speedometer. XL models require separate purchase of Fuel Sensor Kit P/N 61200008A to make use of the fuel level and range function.

70900100C Spun Aluminum Dial, MPH/km/h Non-U.S. models. Fits '14-'22 XL, '12-'17 FXDB and FXDWG, '11-'17 FXCWC, FXS and FXSB models with 4" speedometer. XL models require separate purchase of Fuel Sensor Kit P/N 61200008A for fuel level and range function.

70900274 Spun Aluminum Dial, MPH/km/h Worldwide Models. Fits '04-'13 XL (except XR, XL50 and '04-'08 XL1200R), '04-'11 Dyna models with 4" speedometer and '08-'10 FXCW and FXCWC models. '07-'13 XL models require separate purchase of Fuel Sensor Kit P/N 61200008A to make use of the fuel level and range function. Does not fit XL883 models equipped with Screamin' Eagle® 1200cc Stage I Conversion Kit P/N 29784-07 and 30003-10.

C. SPORTSTER® FUEL GAUGE KIT*

Keep an eye on your Sportster® model fuel level without watching how many miles you have traveled. In-tank sending unit employs capacitive sensing technology to accurately monitor the fuel level and relays the information to a handlebar-mounted LED indicator for at-a-glance viewing. The segmented LED display is set into a distinctive housing that replaces the brake master cylinder cover on the right hand control. The individual LED segments glow when the tank is full and count down one by one as the fuel level drops. Kit includes sending unit, LED master cylinder cover, wiring harness and all necessary installation hardware.

75031-09 Black.
Fits '07-'22 XL and '08-'13 XR models. '14-'22 XL models require separate purchase of Electrical Connection Kit 72673-11.

*Some local regulations prohibit using colored lights during vehicle operation on public streets. May not conform to local lighting regulations.



A. PREMIUM OIL COOLER KIT



B. COMBINATION DIGITAL SPEEDOMETER/ANALOG TACHOMETER – 4"



C. SPORTSTER FUEL GAUGE KIT – BLACK



D. OIL LEVEL AND TEMPERATURE DIPSTICK WITH LIGHTED LCD READOUT – CHROME



E. OIL DIPSTICK WITH TEMPERATURE GAUGE – '04-LATER SPORTSTER



F. DIPSTICK BEZEL – GLOSS BLACK



G. OIL TANK COVER



D. OIL LEVEL AND TEMPERATURE DIPSTICK WITH LIGHTED LCD READOUT – GLOSS BLACK



E. OIL DIPSTICK WITH TEMPERATURE GAUGE – '82-'03 SPORTSTER



G. BATTERY COVER

CRUISER 51

Chassis Trim

D. OIL LEVEL AND TEMPERATURE DIPSTICK WITH LIGHTED LCD READOUT

New and improved capacitive level sensing technology provides the highest degree of accuracy and durability. Now available in chrome and black, these dipsticks allow you to check your oil level and oil temperature with the push of a button. Add function and style by replacing your stock dipstick with this hardworking version. No more grabbing a rag to pull your hot dipstick. No more oil drips on your pipes and on the garage floor. These stylish yet hard-working dipsticks allow you to check your oil level and oil temperature with the push of a button. Simply push the button and this dipstick lights up with a brilliant backlight. Oil level is indicated by a four-segment readout – it even reminds you to check your oil when it is hot. Capacitive level sensing technology provides the highest degree of accuracy and durability. The waterproof LCD (liquid crystal display) readout operates on a long-lasting, replaceable lithium coin-type battery (P/N 91800066). Display features a low battery indicator and press-and-hold feature to toggle between Fahrenheit and Celsius.

Fits '04-'22 XL and XR models.
62700009 Chrome.
62700011 Gloss Black.

E. OIL DIPSTICK WITH TEMPERATURE GAUGE

Replace your Original Equipment oil dipstick with this custom-styled version featuring an easy-to-see mechanical temperature readout with Harley-Davidson logo. A chrome-plated cap completes the styling and provides an easy grip for removal.

63023-05 Fits '04-'22 XL and XR models.
62667-87TA Fits '82-'03 XL models.

F. DIPSTICK BEZEL – GLOSS BLACK

This gloss black Dipstick Bezel replaces the Original Equipment chrome or satin silver bezel and completes the blacked-out look of the Sportster® model's right side oil tank cover. This bezel complements the available Gloss Black LCD Oil Level and Temperature Dipstick P/N 62700011. Includes replacement push nut for installation.

57200159
Fits '04-'22 XL models.

G. CUT BACK SIDE COVERS

Instantly transform the profile of your Sportster® motorcycle. These Cut Back Side Covers feature a unique two-piece design with a cutaway, technical look. The combination of gloss black and textured black surfaces visually reduces the size of the side covers, and the raised “speed lines” impart a sense of forward motion. The side covers feature improved mounting tabs for easy and secure installation. Right-side oil tank cover features a gloss black dipstick surround to add to the blacked-out look. Oil Tank Cover and Battery Cover are sold individually.

Fits '14-'22 XL models.
57200139 Oil Tank Cover.
57200140 Battery Cover.

52 CRUISER

Chassis Trim

A. FUEL TANK TRIM PANEL KIT – CHROME

Set your fuel tank apart from the rest with this mirror chrome Fuel Tank Trim Panel. Fits around the stock fuel cap and is adhesive backed.

61653-04

Fits '04-'22 XL883C, XL1200C and XL1200L models. Also fits '04-'22 XL models equipped with a Sportster® Large Capacity Fuel Tank and Installation Kit P/N 62999-04 or 62999-07.

B. BATTERY SIDE COVER – CHROME

This chrome-plated cover is designed for use with the Harley-Davidson® AGM sealed maintenance-free batteries and can be used in combination with Battery Top Cover P/N 66367-97 or 66368-97.

66718-01

Fits '97-'03 XL models and '97-'05 Dyna® models.

C. LOUD HORN KIT

Grab everyone's attention. Engineered to be 3dB louder (at 2 meters) than the Original Equipment front-mounted horn, this Horn Kit is tuned to a frequency that helps cut through the background noise. Designed to be a plug-in replacement for the factory horn, this easy-to-install option is available in your choice of brilliant chrome or gloss black finish. The traditional Bar & Shield logo adds a classic finishing touch.

Fits '96-'22 XL and '08-'13 XR models with front-mount horn.

69000007

Chrome.

69000009

Gloss Black.

D. LOUD SIDE-MOUNT HORN KIT

Get noticed. Ride with increased confidence with a loud horn that will grab everyone's attention. Engineered to be 5dB louder (at 2 meters) than the '13-earlier Original Equipment side-mounted horn. The loud horn is stock on '14-later models equipped with side-mount horns. Designed to be a plug-in replacement that is easy to install. Fits all H-D® side-mount horn covers.

69060-90H

Fits '91-'17 VRSC™, '91-'22 XL1200C and XL1200V, '91-'17 Dyna (except '14-'17 FXDL), '91-'17 Softail® (except FLSTS, FLSTSC, FXCW, FXCWC, FXS, FXSB and FXSBSE), '91-later Touring and '09-later Trike models. Stock on '14-later models equipped with a side-mount horn.

E. SIDE-MOUNT HORN KIT – CHROME

Convert your stock Sportster horn to the look of a Big Twin.

69112-95E

Fits '92-'22 XL883, XL883C, XL883H, XL883L, XL883N, XL833R, XL1200, XL1200L, XL1200N, XL1200NS, XL1200R, XL1200V, XL1200X and XL1200XS and '08-'13 XR models.



A. FUEL TANK TRIM PANEL KIT – CHROME



B. BATTERY SIDE COVER – CHROME



C. LOUD HORN KIT – CHROME



C. LOUD HORN KIT – GLOSS BLACK




D. LOUD SIDE-MOUNT HORN KIT



E. SIDE-MOUNT HORN KIT – CHROME



G. DOMINION FUEL CAP – GLOSS BLACK



G. DOMINION FUEL CAP – BRONZE



H. FLUSH-MOUNT FUEL CAP – CHROME



H. FLUSH-MOUNT FUEL CAP – GLOSS BLACK

CRUISER 53

Chassis Trim

G. DOMINION™ COLLECTION FUEL CAPS

Add a custom touch to your tank. Styled to reflect your attitude, these fuel caps are the perfect match for your ride. The fuel cap is easy to install and features a ratcheting design to ensure that the design faces the correct direction.

Fits '92-'22 XL, '92-'17 Dyna® (except '04-'17 FXD, FXDX, '05-'06 FXDC and '07 FXDSE), '00-later Softail® (except FXSTD, and '07-'08 FXSTSSE), '94-later Road King® and '15-later Freewheeler® models. Does not fit models equipped with Original Equipment locking or tethered fuel caps or Softail models with Low-Profile Chrome Fuel Tank Console P/N 71208-07. Use on '13-'14 FXSBSE requires removal of stock flush mount trim ring.

61100107A

Gloss Black.

61100106

Bronze.

H. FLUSH-MOUNT FUEL CAPS

Emphasize the long and lean look of the fuel tank. This Flush-Mount Fuel Cap Kit offers a pop-up filler design that replaces the Original Equipment twist-on fuel cap. A simple push and the fuel filler cap pops up to provide ample grip, even while wearing gloves. Easy to install, the cap assembly screws into position and the self-adhesive decorative ring finishes the look. Complete kit includes screw-in mount, pop-up cap and matching trim ring.

Fits '98-'22 XL models equipped with 3.3 gal (12.5 L) fuel tank.

63133-10B

Chrome.

63134-10B

Gloss Black.

Fits '98-'22 XL models equipped with 2.1 gal (7.9 L) or 4.5 gal (17.0 L) fuel tank. Does not fit '04-'10 XL1200C models.

63139-10B

Chrome.

63140-10B

Gloss Black.

54 CRUISER

Windshields

A. QUICK-RELEASE COMPACT WINDSHIELD
Combine the classic Harley-Davidson® windshield shape with a revolutionary new attachment system and you have the best of style and function. The windshield mounts to the fork tubes with elegant die-cast lever-release clamps, so the windshield does not require any leave-behind docking hardware. You get quick on-and-off convenience and a clean, custom look. No tools are required and the kit includes everything needed to install the windshield. The tough, hard-coated polycarbonate windshield is available in your choice of traditional polished or gloss black horizontal and vertical braces.


Fits '06-'17 Dyna® (except FLD, FXDWG, FXDF and FXDSE) and '18-later FXBB, FXBBS, FXLR and FXST models. FXDLS models require the removal of Original Equipment Wind Deflector.

58346-06 18" Clear – Polished Braces.
Windshield dimensions: Overall height – 26.8"; width – 19.7".
58348-06 14" Light Smoke – Polished Braces.
Windshield dimensions: Overall height – 22.8"; width – 19.5".

Fits '08-'17 FXDF and FXDFSE models.
57338-08 19" Clear – Polished Braces.
Windshield dimensions: Overall height – 27.0"; width – 19.6".

Fits '88-'22 XL (except XL1200CX, XL1200T, XL1200X, XL1200XS and '11-'22 XL883L and XL1200C). XL1200NS requires removal of headlight visor. Also fits '91-'05 Dyna models (except FXDWG and FXDXT).

58063-04 18" Clear – Polished Braces.
Windshield dimensions: Overall height – 26.8"; width – 19.7".
58602-04 14" Light Smoke – Polished Braces.
Windshield dimensions: Overall height – 22.8"; width – 19.5".



A. QUICK-RELEASE COMPACT WINDSHIELD – POLISHED BRACES



B. QUICK-RELEASE SUPER SPORT WINDSHIELD (57301-06 SHOWN)



A. QUICK-RELEASE COMPACT WINDSHIELD - POLISHED BRACES



C. H-D DETACHABLES TALL WINDSHIELD – SWITCHBACK

CRUISER 55

Windshields

B. QUICK-RELEASE SUPER SPORT WINDSHIELD
Reduces the pounding of wind and shower of bugs, but keeps the wind-in-the-hair feeling. Ideal for a cool morning ride, the sleek profile of the Super Sport Windshield hugs the front headlamp for a sporty look. The windshield mounts to the fork tubes with elegant die-cast lever locking clamps, so the windshield does not require any leave-behind docking hardware. You get quick on-and-off convenience and a clean, custom look. No tools are required and the kit includes everything needed to install the windshield.

57301-06 19" Light Smoke.
Fits '06-'17 FXDWG, '13-'17 FXSB and FXSBSE and '18-later FXBR and FXBRS models. Windshield dimensions: Overall height – 25.0"; width – 20.1".

C. H-D DETACHABLES TALL WINDSHIELD – SWITCHBACK™ MODEL
Get maximum protection from the wind. The detachable shield can be removed and reinstalled in seconds to tailor your bike to different riding conditions.
57400120 20" Clear.
Fits '12-'16 FLD models. Windshield dimensions: Overall height – 27.0"; width – 24.0".

56 CRUISER

Windshields

A. H-D® DETACHABLES™ SUPER SPORT WINDSHIELD
Super is an apt description for this do-it-all windshield with detachable convenience and sport styling. The windshield mounts to the fork tubes with H-D® Detachables™ Docking Hardware (sold separately) for easy on-and-off convenience and a quick return to a sporting profile.

57965-97A 18" Light Smoke.
Fits '93-'05 FXDWG, '80-'86 FXWG and '84-'15 FXST, FXSTB and FXSTC models. Use Docking Hardware Kit P/N 58350-96. Windshield dimensions: Overall height – 22.3"; width – 17.8".

Shown with:
DOCKING HARDWARE FOR H-D DETACHABLES WINDSHIELDS
58164-96A For 39mm Forks.
Required for installation of H-D Detachables Windshields on '88-'22 XL (except XL1200CX, XL1200X, XL1200XS and '11-'22 XL1200C) and '91-'05 Dyna® models (except FXDWG and FXDXT). XL and Dyna models with Front Turn Signals originally located on the upper triple clamp may require the additional purchase of Turn Signal Wiring Kit P/N 72389-96.

B. SPORT WINDSHIELD KIT
Formed of polycarbonate and hard-coated to resist scratching. Light smoke windshield is contoured to fit the headlamp and incorporates adjustable four-point mounting. Functional styling helps deflect wind to reduce upper body fatigue.
58192-87A 18" Light Smoke.
Fits '88-'22 XL (except XL883C, XL1200C, XL1200CX, XL1200T, XL1200, XL1200XS and '11-'22 XL883L). XL1200NS requires removal of headlight visor. Also Fits '95-'05 Dyna models (except FXDWG and FXDXT). Includes black mounting hardware. Windshield dimensions: Overall height – 18.5"; width – 16.3".



A. H-D DETACHABLES SUPER SPORT WINDSHIELD



B. SPORT WINDSHIELD KIT



C. H-D DETACHABLES QUARTER FAIRING KIT – VIVID BLACK



D. HEADLAMP VISOR KIT – VIVID BLACK



E. MID-FRAME AIR DEFLECTOR (DYNA SWITCHBACK SHOWN)



E. MID-FRAME AIR DEFLECTOR (DYNA SWITCHBACK SHOWN)

CRUISER 57

Windshield Accessories

C. H-D® DETACHABLES™ QUARTER FAIRING KIT*
Sleek, racy styling and sweeping lines define this innovative fairing. The quarter fairing-sized detachable design gives your bike a whole new sporty look that can be changed in an instant. Available in primed or Vivid Black finish, the fairing is interchangeable with H-D® Detachables™ Windshields, giving you plenty of options for cruising or touring. Plus, the windshield has a two-position adjustment feature for flexibility.

Fits '88-'12 XL (except XL883C, XL883N, XL1200C, XL1200CX, XL1200T, XL1200V XL1200X and '11-'22 XL883L), FXR and '95-'05 Dyna® models (except FXLR, FXDWG and FXDXT). Requires the installation of Docking Hardware Kit P/N 58164-96A.

57070-97DH Vivid Black.

D. HEADLAMP VISOR KITS*
Add an element of racy style to stock headlamps with these visors. Available in Primed or Vivid Black Harley-Davidson® paint.

Fits '95-'22 XL (except XL883C, XL1200C, XL1200CX, XL1200V, XL1200X and XL1200XS), '95-'05 Dyna (except FXDXT and FXDWG) and '82-'94 FXR and FXRS models. Does not fit with Clip-On Handlebar P/N 55800647.

68129-98DH Vivid Black.

E. MID-FRAME AIR DEFLECTOR
Improve rider comfort during the summer riding season. Designed for severe duty and extreme temperature applications, these inconspicuous black deflectors attach to the frame and surround the top of the rear cylinder head. The scoop shape captures the moving air and uses the flow to direct the heat down and away from the rider to improve comfort. Kit includes all required mounting hardware.

29200011
Fits '06-'17 Dyna models. '06-'11 models require removal of Original Equipment coil cover and separate purchase of Coil Mounting Screws P/N 4717A (Qty 2). Does not fit with accessory Coil Covers P/N 31709-04 or 74616-04. Does not fit with Digital Oil Pressure Gauge P/N 75138-09 or 75340-09.

*NOTE: This product is a "Paint to Order" accessory. Please allow for an average of 5 weeks' delivery for this item.

DYNA

ENJOY THE RIDE

The relationship between the seat, the handlebar and the foot controls has an enormous impact on the comfort, control and confidence you feel when riding your motorcycle. Once you’ve picked the bike, it’s time to choose the options that match your ride to your personal dimensions.

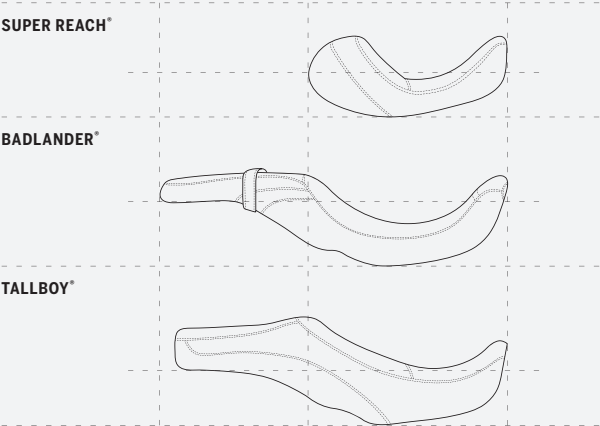


For shorter riders, consider tailoring your fit by changing to a Reach® Seat, Mid Foot Controls and lowered suspension height.



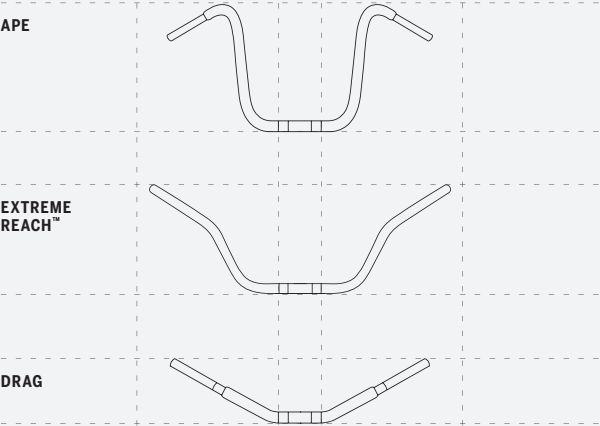
For taller riders, consider altering your ride by changing to a Tallboy® Seat and Extended Foot Controls.

ESTABLISH YOUR POSITION AND FEEL



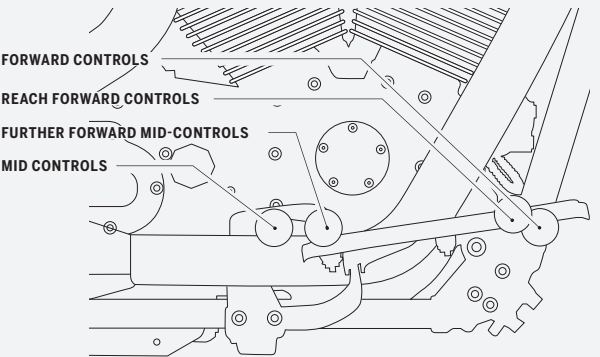
SEATS

Seat height and shape impact rider comfort, fit and confidence. Where the seat positions you relative to the foot controls, hand controls and the ground plays a major role in the quality of your ride.



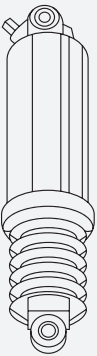
HANDLEBARS

Where the bar positions your arms, hands and wrists directly impacts how you feel on the motorcycle. Choose a bar that falls easily to hand, and does not pull you out of the seat when maneuvering.



FOOT CONTROLS

Repositioning your feet can relieve muscle tension, take pressure off the tailbone and reduce fatigue. The correct riding position can add hours of comfort and hundreds of miles to your daily saddle time.



SUSPENSION

Adjusting your motorcycle’s ride height by raising or lowering the suspension is often the first step in fitting the bike to your stature. Being sure-footed at a stop can really increase your sense of confidence.

Seating – Reach®

A. SUPER REACH® SOLO SEAT
Get a little bit closer. Super Reach® forward position seats are designed to move riders with a shorter inseam even closer to the controls and to bring the legs about 1.0" closer together so that your feet rest firmly on the pavement. The scooped bucket-shaped saddle is enhanced with added back support padding to move the rider up to 1.0" lower and 3.0" forward. The combination positions the rider closer to the hand and foot controls to offer both comfort and confidence. For a two-up ride, combine the solo seat with the Touring Passenger Pillion P/N 51404-10 (sold separately).

54384-11
Fits '06-'17 Dyna® models. Seat width 10.5".

B. SUNDOWNER™ SEAT
The Sundowner™ Seat provides the maximum in long-riding comfort. The deep-bucket design puts your body in the proper touring position and the generous padding makes it comfortable for both the rider and passenger as the miles are adding up. The dished shape provides added rider back support and the wide passenger pillion is shaped to minimize pressure points.

51540-06
Fits '06-'17 Dyna® models. FXD, FXDB and FXDLS models require separate purchase of Seat Bumper Kit P/N 51653-06, Passenger Footpegs and Passenger Footpeg Mounting Kit P/N 50210-06. Seat width 16.0"; passenger pillion width 12.0".



A. SUPER REACH SOLO SEAT



B. SUNDOWNER SEAT
(SHOWN WITH SMOOTH BUCKET PASSENGER BACKREST PAD)



Reach Seats

NOTE: Some Harley-Davidson® seats are made of leather. Fine leathers or other natural materials WILL gain "character;" such as wrinkles or wear, with age. This is normal. A fine, aged patina and character wrinkles are a sign of the extremely high-quality materials used to construct your seat or backrest. The appearance of scars or marks on the leather are a result of using natural leather panels and should not be thought of as an imperfection. Please use Harley-Davidson Leather Protectant P/N 93600034 to protect your investment.

60 CRUISER

Seating – Dyna®

A. BADLANDER® SEAT

Clean smooth covers, subtle top-stitching and a frame-hugging profile add up to a statement only Harley could create. The low design delivers a reduced seat height that is ideal for riders who want the shortest possible reach to the ground, and the long and lean shape allows tall riders to move back from the hand and foot controls without sitting higher on the bike. Kit includes grab strap and all mounting hardware.

52284-06
Fits '06-'17 Dyna® models. FXD, FXDB and FXDLS models require separate purchase of Seat Bumper Kit P/N 51653-06, Passenger Footpegs and Passenger Footpeg Mounting Kit P/N 50210-06. Seat width 11.0"; passenger pillion width 5.0".

B. LOW-PROFILE LEATHER SEAT

Prowl the town in style. Featured as Original Equipment on the '07 CVO™ Dyna® model, this low-profile seat features a breathable perforated leather insert. The firm padding makes you feel a part of the bike and the raised back stop keeps you in place when you hit the gas.

52378-07
Fits '06-'17 Dyna® models. FXD, FXDB and FXDLS models require separate purchase of Passenger Footpegs and Passenger Footpeg Mounting Kit P/N 50210-06. Seat width 12.0"; passenger pillion width 7.0".



A. BADLANDER SEAT



C. PASSENGER PILLION – SMOOTH STYLING



B. LOW-PROFILE LEATHER SEAT



D. ROAD ZEPPELIN SEAT PAD

CRUISER 61

Seating – Dyna®

C. PASSENGER PILLION – SMOOTH STYLING

Bring a passenger along for the ride. This Passenger Pillion includes a passenger grab strap.

51404-10 Smooth.
Fits '09-'17 FXDB and '10-'17 FXDWG models with Original Equipment solo seat. Installation on FXDB models requires separate purchase of Passenger Footpegs and Passenger Footpeg Mounting Kit P/N 50210-06.

D. ROAD ZEPPELIN® SEAT PAD

Experience ultimate comfort. Designed to ensure hours of comfort in the saddle, Road Zeppelin® Seat Pads are equipped with a unique air bladder system that allows your weight to be supported evenly across the entire seating surface. Shaped to conform to most Harley-Davidson® seats, the pads feature adjustable mounting straps and a non-skid surface to keep them in place. The hand-washable seat pad can be deflated and rolled for compact storage.

52000327 Rider.
Fits rider position on all models equipped with Original Equipment or accessory seats. Also fits passenger position on Touring models with large pillion area. Pad width – 14.0".

NOTE: Some Harley-Davidson® seats are made of leather. Fine leathers or other natural materials WILL gain "character," such as wrinkles or wear, with age. This is normal. A fine, aged patina and character wrinkles are a sign of the extremely high-quality materials used to construct your seat or backrest. The appearance of scars or marks on the leather are a result of using natural leather panels and should not be thought of as an imperfection. Please use Harley-Davidson® Leather Protectant P/N 93600034 to protect your investment.

A. RAIN COVERS*

Featuring a handy storage sack, this black nylon, water-resis- tant, Cordura® cover packs easily and shelters your seat from the storm.

51638-97

Solo Seat.

Fits H-D® solo seats (except XR and FLSTS).

51639-97

Two-Up.

Fits VRSC™, XG, XL, Dyna® and Softail® models with Two-Up seats. Does not fit Touring and Trike models. Does not fit with Rider Backrests.

B. QUICK-RELEASE SEAT HARDWARE KITS

This Quick-Release Hardware Kit allows the rider to remove one-piece Harley-Davidson® seats quickly and easily.

Fits '97-later XG, XL, Dyna, Softail (except '12-'17 FLS models equipped with Original Equipment seat), Touring and Trike models equipped with SAE 1/4"-20 seat mount hardware. Does not fit seats equipped with spring-loaded rear seat bracket.

51676-97A

Chrome.

10500093

Gloss Black.

C. TANK KNEE PAD KIT

The rich black rubber pads feature tapered ribs and a raised Bar & Shield logo to protect the surfaces where your legs contact the tank.

57300065

Fits fuel tanks on many Harley-Davidson Street®, Sportster®, Dyna and Softail models. May cover a portion of fuel tank graphics; check appearance before adhering to tank.



A. RAIN COVER – SOLO SEAT



A. RAIN COVER – TWO-UP




B. QUICK-RELEASE SEAT HARDWARE KIT – CHROME



B. QUICK-RELEASE SEAT HARDWARE KIT– GLOSS BLACK



C. TANK KNEE PAD KIT

 ***WARNING:** Do not use while riding; could result in death or serious injury.

BUILDING A BACKREST

A sissy bar upright and passenger backrest are the starting point to build a complete touring machine. The backrest provides long-range comfort and support and adds a feeling of control and confidence for the passenger. Start by selecting model-specific Docking Hardware, then choose a finish that matches your styling direction, determine the desired sissy bar height and finally select a backrest pad that complements your seat.

DOCKING HARDWARE



SHORT & TALL UPRIGHT



SIDE PLATES



PASSENGER BACKREST PAD



SELECT THE DOCKING HARDWARE		Dyna® Docking Hardware for H-D® Detachables™ Racks and Sideplates	
Docking hardware fitment is dependent on vehicle model and saddlebag configuration.			
H-D Detachables Accessory	Available to fit:	Required Docking Hardware	Directional Relocation Kit
No Saddlebags: Detachable Sideplates 52124-09A (Gloss Black), 53543-95B (Chrome), 53834-00A (Wrinkle Black), 52866-06A (Chrome), 53870-01B (Chrome), Detachable Solo Rack 53511-06A, One-Piece Detachable Uprights 51161-10A (Gloss Black), 52300042 (Chrome), One-Piece Detachable Uprights 52300044A (Chrome), 52300046A (Gloss Black)	2006-2008 FXDWG & 2008-2009 FXDF and '09-'10 FXDFSE	53964-06B	— —
	2006-later FXD, FXDC, FXDL and FXDSE, 2006-2008 FXDB	53961-06	53968-06C
	2009-later FXDB (except 2013-later HDI and India configuration)	53797-09	53968-06C
	2010-later FXDWG	54097-10	53968-06C
	2010-later FXDF	53964-06B	— —
With P&A Saddlebags: Adjustable Sideplates 52300110 (Chrome), 52300090 (Gloss Black), Detachable Sideplates 52124-09A (Gloss Black), 53543-95B (Chrome), 53834-00A (Wrinkle Black), 52866-06A (Chrome), Detachable Solo Rack 53511-06A, One-Piece Detachable Uprights 51161-10A (Gloss Black), 52300042 (Chrome), One-Piece Detachable Uprights 52300044 (Chrome), 52300046A (Gloss Black)	2006-2008 FXDWG & 2008-2009 FXDF and FXDFSE/2	53964-06B	— —
	2006-later FXD, FXDC, FXDL and FXDSE, 2006-2008 FXDB	53961-06	— —
	2009-later FXDB	53797-09	68227-09
	2010-later FXDWG	54097-10	53968-06C
With P&A Saddlebags: 79300-06D, 88200-09A, 88348-10, 90181-08A, 90307-98, 90369-02, 90369-06D, 90564-02, 90564-06D, 91617-03, 91615-09A, 90126-YYXXX	2010-later FXDF	53964-06B	— —

DYNA

64 CRUISER

Backrests & Racks

A. H-D® DETACHABLES™ SIDEPLATES

In the time it takes for a traffic light to change, you can transform your motorcycle from a city cruiser to a cross-country hauler. Start with Harley-Davidson® Detachables™ Sideplates, and add your choice of sissy bar upright and pad to make removing the passenger backrest a simple slide and click operation. Manufactured and tested to rigorous Harley-Davidson standards, installation requires separate purchase of model-specific Docking Hardware Kit.

Fits '06-'17 Dyna® models (except FLD). Requires separate purchase of appropriate Docking Hardware kit. '13-'17 FXDB models equipped with a side-mount license plate require License Plate Relocation Kit P/N 67900130. '13-'17 FXDB HDI/India configuration require separate purchase of Docking Hardware and Turn Signal Relocation Kit P/N 67800499. Not for use with LED Rear Turn Signal Kit P/N 67800055A or 67800056A.

52866-06A	Chrome.
52124-09A	Gloss Black.

SISSY BAR UPRIGHTS

Sissy Bar Uprights are available in a variety of shapes and styles. Round bar uprights feature a mini medallion bar and an embossed Bar & Shield insert. Uprights are designed to accept specific 3-bolt or 2-bolt mounted backrest pads.

B. LOW SISSY BAR UPRIGHT

Shaped to complement a thicker passenger pillion, this Low Sissy Bar Upright stands between the Standard and the Short Bar Upright. The ideal match for touring style seats, this upright also offers additional height options to riders with custom-style seats.

Fits '04-'22 XL models with H-D® Detachables™ sideplates, '06-'17 Dyna (except FXDF, FXDFSE and '10-'17 FXDWG), '84-'05 Softail® (except FXSTD) and '06-later FL Softail models (except '07-'17 FLS, FLSS, FLSTF, FLSTFB, FLSTFBS, FLSTSE and FLSTSB and '06 FLSTFSE) with appropriate sideplates.

52300022	Chrome.
----------	---------

C. STANDARD SISSY BAR UPRIGHT

Give your passenger additional back support with a Standard Sissy Bar Upright designed to accept a wide variety of back-rest pads.

Fits '04-'22 XL models with H-D Detachables sideplates, '06-'17 Dyna (except FXDF, FXDFSE and '10-'17 FXDWG), '84-'05 Softail (except FXSTD) and '06-later FL Softail models (except '07-'17 FLS, FLSS, FLSTF, FLSTFB, FLSTFBS, FLSTSE and FLSTSB and '06 FLSTFSE) with appropriate sideplates.


52300018	Chrome.
52300020	Gloss Black.



A. H-D DETACHABLES SIDEPLATES



B. LOW SISSY BAR UPRIGHT – CHROME
(52300022 SHOWN)



C. STANDARD SISSY BAR UPRIGHT – CHROME
(52300018 SHOWN)



C. STANDARD SISSY BAR UPRIGHT – GLOSS BLACK
(52300020 SHOWN)



D. LOCKING H-D DETACHABLES LATCH KIT – BLACK



E. H-D DETACHABLES LATCH KIT – CHROME



F. REAR DOCKING HARDWARE COVER KIT – CHROME



F. REAR DOCKING HARDWARE COVER KIT – GLOSS BLACK

CRUISER 65

Backrests

D. LOCKING H-D® DETACHABLES™ LATCH KIT

This unique lock replaces the camlock on your Harley-Davidson® Detachables™ accessories, providing additional security and peace of mind when parking your vehicle. The kit includes two extended-reach barrel-style keys for easy access to the lock. Key registration and replacement service is available. Sold in pairs.

Fits all models equipped with detachable Sideplates, Racks and Tour-Pak® Luggage Carriers (except '18-later Softail® models with HoldFast™ racks and uprights or '09-later Touring models equipped with detachable Solo Tour-Pak Rack).

92800008	Black.
----------	--------

E. H-D DETACHABLES LATCH KIT – CHROME

Decorative chrome latches are the perfect way to enhance the appearance of your detachable accessories. Meticulously polished and chrome-plated, these easy-to-install Rotary Latches are a direct replacement for the Original Equipment satin black parts and are a simple way to add a finishing touch to your ride. Latches feature an easy-to-pull finger release to simplify access in hard-to-reach areas.

12600036
Fits all models equipped with detachable Sideplates, One-Piece Sissy Bar Uprights, Racks, and Tour-Pak Luggage Mounting Racks. (except '18-later Softail models with HoldFast racks and uprights).

F. REAR DOCKING HARDWARE COVER KIT

Disguise the rear docking hardware with these easy-to-install covers. The caps slide over the exposed docking points and are held in place by a strong magnetic pull. The caps are easy to remove when you wish to reinstall detachable accessories. Covers are available with brilliant chrome or durable gloss black finish to match your bike's attitude. Sold in pairs.

Fits many accessory docking hardware kits. Refer to the fitment matrix in this P&A Catalog or the Parts & Accessories section of www.harley-davidson.com for details.

48218-10	Short Chrome (pair).
48220-10	Large Chrome (pair).
48035-09	Small Chrome (pair).
48221-10	Short Black (pair).
48223-10	Large Black (pair).
48225-10	Small Black (pair).

DYNA

66 CRUISER

Backrests & Racks

PASSENGER BACKREST PADS

Choose from a wide variety of backrest pad sizes and shapes to match your comfort and style demands. Designed to complement Original Equipment and accessory seats, these pads are engineered to fit specific sissy bar upright types.

A. BACKREST PADS

Sized to fit medallion and mini medallion-style sissy bar uprights. Pad mounts with single center screw and bolt-on mounting strap. Includes chrome-plated mounting hardware.

Fits Low Medallion Style Sissy Bar Upright P/N 52754-04 or 51851-09, Low Square Bar Mini-Medallion Style Sissy Bar Upright P/N 53282-06, Standard Square Bar Mini Medallion Style Sissy Bar Upright P/N 53281-06 or 53407-06, Standard Medallion Style Sissy Bar Upright P/N 52735-85, 53007-98, 52655-84, 52909-02 or 51517-02, Standard Bar & Shield Style Sissy Bar Upright 52739-83 or 51514-02, Standard Heritage Style Sissy Bar Upright P/N 52731-00 and Low Round Bar Sissy Bar Upright P/N 52300022 or 52300024.

- 1. 52652-04 Smooth.
- 2. 52626-04 Smooth Top-Stitched.

B. BACKREST PADS

Sized to fit medallion and mini medallion-style sissy bar uprights. Pad mounts with single center screw and bolt-on mounting strap. Kit includes chrome-plated mounting hardware.

Fits Low Medallion Style Sissy Bar Upright P/N 52655-84, 52909-02, 52754-04, 51851-09, Standard Medallion Style Sissy Bar Upright P/N 52735-85 or 52877-08, Standard Square Bar Mini Medallion Style Sissy Bar Upright P/N 53281-06 or 53407-06, Standard Heritage Style Sissy Bar Upright P/N 52731-00 and Standard Round Bar Sissy Bar Upright P/N 52300018 or 52300020.

- 1. 52612-95 Smooth Top-Stitched.
- 2. 52412-79A Embossed Bar & Shield Logo.
- 3. 52348-97 Heritage Classic Bucket.
- 4. 51132-98 Smooth Bucket.

C. BACKREST PADS

Sized to fit round bar sissy bar uprights, these pads mount to mini medallion style uprights with two mounting holes.

Fits Nightster® model standard and short uprights P/N's 52300702 and 52300700. Fits Standard Round Bar Mini-Medallion Style Upright P/N 52877-10 or 51168-10. Fits Low Round Bar Mini Medallion Style Sissy Bar Upright P/N 52300401, 52540-09A, 51477-06, 54256-10, 52300049 and 52300050.

- 51641-06 Smooth Top-Stitched.



A. BACKREST PADS



B. BACKREST PADS



C. BACKREST PADS



D. AIR FOIL PREMIUM LUGGAGE RACK – CHROME



D. AIR FOIL PREMIUM LUGGAGE RACK – GLOSS BLACK

CRUISER 67

Backrests & Racks

D. AIR FOIL PREMIUM LUGGAGE RACK*

The low-profile aerodynamic styling defines the look of this Luggage Rack. Available in mirror chrome or rich gloss black finish, the die-cast rear “Air Foil” grabs your attention and the Bar & Shield insert adds a signature touch. The elegant round tube rack features inlayed rubber runners for added grip and dedicated bungee mounting points to simplify luggage tie-down. Kit includes all necessary mounting hardware. For added visibility, the rack is designed to incorporate the internal wiring of the Air Foil Rack LED Light Kit P/N 68000076 (red) or 68000077 (smoked) for a clean look.

Fits '04-'22 XL models equipped with H-D® Detachables™ Sideplates, '06-'17 Dyna® models (except FXDF, FXDFSE and '10-'17 FXDWG) equipped with Detachable Sideplates, '84-'05 Softail® (except FLSTN and FXSTD) and '06-'17 FLST, FLSTC, FLSTNSE and FLSTSC and '06 FLSTF models equipped with Detachable Sideplates.

- | | |
|----------|--------------|
| 54290-11 | Chrome. |
| 54291-11 | Gloss Black. |

Also available:

LED LIGHT KIT WIRING HARNESS

Required for installation of LED Light Kit on Air Foil Luggage Rack P/N 54290-11 or 54291-11.

73415-11

Fits '06-'17 Dyna (except FXDF, FXDFSE, '14-'17 FXDL, '16-'17 FXDLS and '10-'17 FXDWG), '84-'05 Softail (except FXSTD and FLSTN), '06-'17 FLST, FLSTC and FLSTSC and '06 FLSTF models with Air Foil Luggage LED Light Kit P/N 68000076 or 68000077.



***WARNING:** Do not use this rack as a seat. Do not exceed the fender rack weight capacity. Using as seat or exceeding this capacity could cause handling problems, which could result in loss of control and death or serious injury.



****WARNING:** Disconnecting your DOT-required tail, brake and turn signal lighting could reduce your visibility to others and result in death or serious injury.

68 CRUISER

Saddlebags

A. RIGID LOCKING LEATHER SADDLEBAGS

These saddlebags combine a premium leather finish with extra-durable construction. The hard-shell design is covered in leather for a traditional look, while the locking hinged lids offer modern convenience and security. Styled to complement the sleek, narrow Dyna® motorcycle profile, these bags offer plenty of storage for a trip across town or across the country. Kit includes reflectors. Luggage capacity: 2400 cubic inches total.

91615-09A

Fits '02-'17 Dyna models (except FLD, '02-'05 FXDWG and '09-'17 FXDB with optional strut covers). '02-'05 models require separate purchase of Mounting Hardware Kit P/N 92025-09. '10-'17 FXDWG models require separate purchase of Turn Signal Relocation Kit P/N 68544-10. '09-'17 FXDB models require separate purchase of Turn Signal Relocation Kit P/N 68227-09. '13-'17 FXDB models equipped with side-mount license plate requires License Plate Relocation Kit P/N 67900130. '16-'17 FXDLS models require separate purchase of Turn Signal Relocation Kit P/N P/N 68227-09 and Side Mount License Plate Kit P/N 60938-10 or 60978-10. All other years and models (except FXDF and FXDWG) require separate purchase of Turn Signal Relocation Kit P/N 68732-02A (Domestic), 68733-02A (International) or Layback License Plate Kit P/N 60215-06. Not for use with Rear Axle Covers on FXDF and FXDWG models.

B. TURN SIGNAL RELOCATION KIT

Kit moves turn signals from rear fender struts to a license bracket-mounted turn signal bar.

Required to install Saddlebags P/N 91615-09A, 88200-09A, 90181-08A, 90460-06B, 79300-06D, 90564-06D, 90369-06D, and 88343-10. Fits '02-'17 Dyna (except FXDF, FXDWG and '09-'17 FXDB) and '04-'22 XL models (except XL883N, XL1200N, XL1200NS, XL1200X, XL1200XS and '11-22 XL1200C). Does not fit with Layback License Plate Mounting Kits.

- 68732-02A Domestic.
- 68733-02A International.

LICENSE PLATE/TURN SIGNAL RELOCATION KIT

Required for installation of Saddlebags.

68544-10

Fits '10-'17 FXDWG models equipped with saddlebags.

LICENSE PLATE RELOCATION KIT

Required for installation of available saddlebags and/or detachable sissy bars on '13-later FXDB models equipped with side-mount license plate. Kit replaces Original Equipment side-mount license plate.

67900130

Fits '13-'17 FXDB models equipped with side-mount license plate.



A. RIGID LOCKING LEATHER SADDLEBAGS



B. LICENSE PLATE RELOCATION KIT (67900130 SHOWN)



C. PREMIUM RIDE SINGLE CARTRIDGE FORK KIT



D. PREMIUM RIDE EMULSION SHOCKS

CRUISER 69

Suspension

C. PREMIUM RIDE SINGLE CARTRIDGE FORK KIT*

This Single-Sided Cartridge Fork provides improved handling performance by keeping the tire in contact with the road surface. Tuned to work in concert with the Premium Emulsion Rear Shocks, the fork damping is controlled by a specifically calibrated piston and valve stack. Unlike typical orifice damp- ing, the piston/valve system helps the cartridge fork achieve a linear damping force curve for consistent feel throughout the compression and extension of the front suspension. The cartridge allows the forks to react quickly to rough roads, inspiring rider confidence in sweeping corners. The compres- sion piston provides excellent low-speed damping for a better rider feel, and the rebound spring provides a smoother feel during topping. The cartridge fork resists bottoming and dive, and the triple rate spring and oil lock allows the forks to absorb bumps even under hard braking – giving the rider more control while resisting wheel hop. A perfect addition during the installation of chrome or gloss black lower fork sliders, the kit includes fork pipe, cartridge, fork bolts, main springs and oil seals.

45400058

Fits '06-'17 Dyna® models (except FLD, FXDWG and '07-'08 FXDSE). Original Equipment on FXDLS models.

D. PREMIUM RIDE EMULSION SHOCKS*

Experience a comfortable and confidence-inspiring ride – no matter the pavement conditions – with Harley-Davidson® Premium Ride Emulsion Shocks. These fast-acting mono- tube nitrogen gas-charged shocks offer enhanced compres- sion and rebound damping control when compared to typical twin-tube shock absorbers. The nitrogen gas charged shocks resist oil aeration and work with the internal valve stack to provide superior damping control in the twisties. The large 36mm pistons and low viscosity high-performance oil allow these shocks to react quickly to impacts and keep the tires tracking the road surface. You get a controlled ride and mini- mized bottoming harshness transmitted through the frame. The locking threaded adjustment lets you fine-tune the spring preload to your current riding conditions – whether a solo run on the back roads or a fully loaded two-up freeway tour – and urethane bumpers provide a softer feel if the shock bottoms under load. The beautifully finished shocks feature black-anodized billet top caps and black progressively-wound springs. Kit includes left and right shock and preload adjust- ment spanner wrench.

54000066 Stock Height.

Fits '06-'17 Dyna models (except FLD and '07-'08 FXDSE). Original Equipment on FXDLS models.



***WARNING:** Installation of any accessory suspension components may affect cornering clearance and jiffy stand operation. This could distract the rider, causing loss of control and death or serious injury.

70 CRUISER

Foot Controls

A. STANDARD FORWARD CONTROLS*

Stretch out for maximum comfort and style. This complete kit includes all components necessary to convert a mid control-equipped Dyna® model to forward controls. Moves controls 11.0" forward from mid control foot position. Kit is available in chrome or gloss black to match your customizing style.

Fits '06-'17 Dyna models with mid controls. FLD models require separate purchase of footpegs.

49080-06A	Chrome.
49021-09	Gloss Black.

B. REACH FORWARD CONTROL CONVERSION KIT*

This Forward Control Conversion Kit repositions the Original Equipment footpegs and foot controls up and back by over 1.0", positioning the controls closer to the rider for added comfort and confidence. The reduced reach places the rider's boot at the proper pivot point for improved leverage, while maintaining the "foot-forward" riding profile. This easy-to-install Conversion Kit includes heavy-duty steel mounts and shortened brake rod. Kit reuses Original Equipment control supports and brake and shift levers or can be personalized with your choice of custom lever styles.

50700005
Fits '03-'17 Dyna models (except FLD) equipped with forward controls.

C. BILLET STYLE SHIFT LEVER

Styled to complement our billet style mirror stems, these Billet Style Shift Levers are forged from 6061-T6 aluminum, then machined and finished in chrome, satin black or edge cut styles for a beautiful, custom look. Includes chrome hardware.

Fits '91-'17 Dyna® (except '14-'17 FXDL, FXDLS or models equipped with Further Forward Mid-Control Kit P/N 50500386) and '90-'17 FX Softail® models.

34539-00	Chrome.
34043-10	Edge Cut.
34016-08	Satin Black.

D. RIDER FOOTBOARD HEEL GUARD

Avoid damaged boots and hours of cleaning melted rubber scuff marks from your exhaust shield. This Heel Guard mounts to the right-side rider footboard and The subtle curved shape keeps the boot heel away without restricting fore-and-aft movement of the rider's foot. Kit includes chrome guard with cutaway Bar & Shield logo and all mounting hardware.


50500225
Fits '12-'16 FLD, '86-'17 FL Softail , '86-later Touring and '09-later Trike models equipped with Traditional and Swept Wing footboards. Does not fit models equipped with Half-Moon, Tapered, Airflow, Defiance, Dominion™ or Burst footboards. Extended Reach Rider Footboards P/N 50409-04 or 54145-10, Rider Running Boards P/N 50500158 or Screamin' Eagle® Fat Exhaust Shields.



A. STANDARD FORWARD CONTROLS – CHROME



B. REACH FORWARD CONTROL CONVERSION KIT



C. BILLET STYLE SHIFT LEVER – CHROME



C. BILLET STYLE SHIFT LEVER – EDGE CUT



C. BILLET STYLE SHIFT LEVER – SATIN BLACK



D. RIDER FOOTBOARD HEEL GUARD



D. RIDER FOOTBOARD HEEL GUARD



E. PASSENGER FOOTBOARD PAN KIT – CHROME, CLASSIC STYLE



E. PASSENGER FOOTBOARD PAN KIT – CHROME, CONTEMPORARY STYLE




F. PASSENGER FOOTBOARD PAN KIT – GLOSS BLACK, CLASSIC STYLE



F. PASSENGER FOOTBOARD PAN KIT – GLOSS BLACK, CONTEMPORARY STYLE



G. PASSENGER FOOTBOARD PANS – CHROME



H. HALF-MOON PASSENGER FOOTBOARD PANS – GLOSS BLACK SHOWN



I. SWEEP WING PASSENGER FOOTBOARD PANS – CHROME SMOOTH

CRUISER 71

Foot Controls

E. PASSENGER FOOTBOARD PAN KIT – CHROME

Replace the factory black painted passenger footboard with the custom look of smooth chrome. These chrome-plated Footboard Pans are ready to install using your Original Equipment hardware and the kit includes left- and right-side Footboard Pans. Just add your choice of Footboard Insert for the finishing touch. Footboard Supports sold separately.

Fits '06-'17 Dyna®, '18-later Softail® (except FXDRS, FXFB and FXFBS) and '86-later Touring models equipped with passenger footboard supports. Does not fit Trike models.

50501144	Classic Style.
50501147	Contemporary Style.

F. PASSENGER FOOTBOARD PAN KIT – BLACK

Complete the blacked-out transformation. Replace your chrome Passenger Footboard Pans with sinister black. Kit includes left- and right-side Footboard Pans and is installed using the Original Equipment hardware. Custom Footboard Inserts and Footboard Supports sold separately.

Fits '06-'17 Dyna, '18-later Softail (except FXDRS, FXFB and FXFBS) and '86- later Touring models equipped with passenger footboard supports. Does not fit Trike models.

50501610	Classic Style.
50501611	Contemporary Style.

G. PASSENGER FOOTBOARD PANS – CHROME

Replace the factory black painted passenger footboard with the custom look of smooth chrome. The kit includes left- and right-hand traditional D-shaped footboard pans, chrome-plated and ready to install with your Original Equipment hardware. Footboard inserts and footboard supports sold separately.

50752-04 Traditional Style.
Fits '06-'17 Dyna, '00-later Softail (except FXDRS, FXFB and FXFBS) and '86-later Touring and Trike models equipped with passenger footboard supports.

H. HALF-MOON PASSENGER FOOTBOARD PANS AND INSERTS

Styled to match the Half-Moon Rider Footboards, these classic passenger footboards add both style and comfort to your nostalgic ride. Available in mirror-finish chrome or gloss black finish, the kit includes left and right footboard pan and vibration-isolation footboard inserts. Model-specific footboard mounts are sold separately.

Fits '06-'17 Dyna, '00-later Softail (except FXDRS, FXFB and FXFBS) and '86-later Touring models equipped with passenger footboard supports. Does not fit Trike models.

50810-08	Gloss Black.
----------	--------------

I. SWEEP WING PASSENGER FOOTBOARD PANS

These unique Swept Wing Passenger Footboard pans complement the Swept Wing Rider Footboard shape and allow you to replace the Original Equipment passenger footpegs on certain models with footboards. When folded, the footboard displays a mirror chrome surface in your choice of smooth or "ball-milled" grooved design. Footboard inserts and footboard supports sold separately.

Fits '06-'17 Dyna, '00-later Softail (except FXDRS, FXFB and FXFBS) and '86-later Touring models equipped with passenger footboard supports. Does not fit Trike models.

50716-04	Chrome – Smooth.
----------	------------------



***WARNING:** Installation of accessory Forward Control Kits may affect cornering clearance. This could distract the rider, causing loss of control, resulting in death or serious injury.

72 CRUISER

Foot Controls

A. PASSENGER FOOTPEG SUPPORT KIT – WRINKLE BLACK

Add footpegs to your solo seat-equipped Dyna® motorcycle. Kit includes left and right footpeg supports and mounting hardware. Footpegs and footpeg hardware sold separately.

Fits '06-'17 Dyna models.	
50210-06	Wrinkle Black.

B. ADJUSTABLE PASSENGER FOOTPEG MOUNT KIT

Maximize your passenger’s riding comfort. Proper foot position reduces the cramped or stretched-out feeling and relieves pressure on the knees and the tailbone. These Adjustable Mounts raise and lower the passenger footpeg to accommodate taller and shorter passengers. Easy to adjust with common tools, the mount adjusts through a 360° range (depending on model), allowing both fore and aft and up and down height adjustment. Kit includes left and right adjustable support assembly and all required mounting hardware. Footpegs sold separately.

50763-09
Fits models with H-D® male-mount style passenger footpeg supports (except Softail® models). Does not fit with Heel Raiser Footpeg Kit P/N 50178-09. Does not fit the rider position.

C. JIFFY STAND EXTENSION KIT

Jiffy Stand Extension Kits have been ergonomically designed to simplify the deployment and retraction of the jiffy stand. The extension is shaped to simplify locating the tab with your boot and aid in swinging the jiffy stand into position. The move feels natural and adds confidence when parking your motorcycle in a tight spot. Kit mounts to Original Equipment jiffy stand and includes all required mounting hardware.

50000032
Fits '93-'17 Dyna models (except FXDFSE, FXDS-CONV, FXDSE, FXDWG2, FXDWG3, FXDX, FXDXT, '99-'00 FXR and '01-'04 FXDL).

D. MINI FOOTBOARD KIT*


This Footboard Kit can be installed in place of traditional footpegs and provides a little additional leg support and more options to move your legs around on a long ride. Mini Footboards mount to the standard H-D® style footpeg supports and can be used in many rider, passenger and highway peg applications. Sole-gripping rubber complements Original Equipment or accessory footboards and footpegs and adds vibration isolation and a rich appearance.

Fits rider position:
'02-'17 VRSC™ models with forward controls (except VRSCDX and VRSCF), '15-'20 XG models (except XG750A), '06-earlier XL, '07-'10 XL883, XL883C, XL883R, XL1200C, XL1200R and '07-'11 XL1200L, '91-'17 Dyna® models (except FLD) and '84-'17 Softail models with forward controls (except FXCW, FXCWC, FXS, FXSB or FXSBSE).

Fits passenger position:
All models with H-D male-mount passenger peg mounts (except '06-earlier VRSC, '03-earler XL, '05-earlier Dyna and Softail models equipped with Shotgun exhaust). '84-'17 Softail models require separate purchase of Support Kit P/N 50454-09. Does not fit passenger position on '18-later Softail models.

Fits highway peg position:
All models with frame-mount or engine guard-mount highway pegs (except Whiskers Adjustable Highway Bar P/N 50855-09 and 50865-09).

50500139	Small 3.0" – Chrome.
50500144	Small 3.0" – Gloss Black.
50500109	Large 4.0" – Chrome.
50500124	Large 4.0" – Gloss Black.

 ***WARNING:** Do not use highway pegs under normal stop and go operating conditions. Doing so could result in death or serious injury.



A. PASSENGER FOOTPEG SUPPORT KIT – WRINKLE BLACK



A. PASSENGER FOOTPEG SUPPORT KIT – WRINKLE BLACK



B. ADJUSTABLE PASSENGER FOOTPEG MOUNT KIT



C. JIFFY STAND EXTENSION KIT



D. MINI FOOTBOARD KIT – (LARGE CHROME SHOWN)



D. MINI FOOTBOARD KIT – (LARGE BLACK SHOWN)



D. MINI FOOTBOARD KIT



E. ENGINE GUARD KIT – CHROME



E. ENGINE GUARD KIT – GLOSS BLACK



F. MUSTACHE ENGINE GUARD – CHROME



F. MUSTACHE ENGINE GUARD – GLOSS BLACK

CRUISER 73

Engine Guards

E. ENGINE GUARD KIT*

The one-piece Engine Guard is designed to complement the lines of the motorcycle and the available chrome or gloss black finish adds the perfect finishing touch.

For use with the mid or forward controls. Fits '06-'17 Dyna® models. '14-'17 FXDL, FXDLS (all markets) and '15-'17 Dyna (India models only) require separate purchase of Horn Relocation Bracket P/N 69000058. Fits with Oil Cooler Kit P/N 26151-07B. '07-'08 FXDSE and '09-'10 FXDFSE requires removal of front chin spoiler and separate purchase of Regulator Caddy P/N 70464-08A. '06-'11 models equipped with evap canister also require separate purchase of Canister Bracket P/N 47207-06. '12-'17 models equipped with evap canister require separate purchase of Canister Relocation Kit P/N 60800005.

49010-06	Chrome.
49320-09	Gloss Black.


F. MUSTACHE ENGINE GUARD*


The flow of this engine guard complements the bike’s traditional style while the gracefully curved upper section incorporates highway pegs into the shape. The integrated rubber pads offer a comfortable and slip-resistant cushion for your feet while traveling the open road. One-piece engine guard kit includes all required mounting hardware.

Fits '06-'17 Dyna models. '14-'17 FXDL, FXDLS (all markets) and '15-later Dyna (India models only) require separate purchase of Horn Relocation Bracket P/N 69000058. Fits with Oil Cooler Kit P/N 26151-07B. '07-'08 FXDSE and '09-'10 FXDFSE requires removal of front chin spoiler and separate purchase of Regulator Caddy P/N 70464-08A. '06-'11 models equipped with evap canister also require separate purchase of Canister Bracket P/N 47207-06. '12-'17 models equipped with evap canister require separate purchase of Canister Relocation Kit P/N 60800005.

49000077	Chrome.
49000078	Gloss Black.

Also available: (not shown)
HORN BRACKET ADAPTER 69000058
Fits '14-'17 FXDL and FXDLS (all markets) and '15-'17 Dyna (India models only) equipped with Engine Guard P/N 49010-06, 49320-09, 49000077 or 49000078.

 ***WARNING:** Do not use highway pegs under normal stop and go operating conditions. Doing so could result in death or serious injury.

 ***WARNING:** These guards may provide limited leg and cosmetic vehicle protection under unique circumstances (fall over while stopped, very low speed slide). They are not made nor intended to provide protection from bodily injury in a collision with another vehicle or any other object.

74 CRUISER

Chassis Trim – Front End

A. DASH PANEL EXTENSION – CHROME

Stretch the lines of your chrome dash panel the full length of the fuel tank. This chrome-plated trim kit continues the lines and finishes of your standard tank panel to the front of the seat. The curving lines and Bar & Shield logo add a custom touch without the expense of a custom tank.

71282-04
Fits '06 FXD35, '07-'11 FXDC, '08-'10 FXDF and '04-'08 FXDWG models.

B. PREMIUM TANK PANEL WITH POUCH

This leather tank panel features an over-sized pouch for convenient at-your-fingertips storage. The heavy-duty leather pouch will maintain its shape for miles to come while the bold chrome Bar & Shield medallion sits proudly on the flap for all to admire.

91135-09
Fits '93-'08 FXDWG, '06 FXD35, '07-'17 FXDC and FXDF and '00-'17 Softail® models (except FLS, FLSS, FLSTNSE, FLSTSB, FLSTSE, FXCW, FXCWC, FXS, FXSB, FXSBSE, FXSE, FXSTD, FXSTSSE, '09-'17 FLSTC and '06 FLSTFSE). '93-'03 FXDWG models require the separate purchase of Clip P/N 10102 and O-Ring P/N 11174.

C. FRONT FENDER EXTENSION – CHROME

Dress your front fender in chrome. This chrome-plated tapered Fender Extension is shaped to follow the curve of the fender for style and function. Using the Original Equipment fender hole, the extension mounts below the trailing edge of the fender to help control road dirt and spray.

59664-03
Fits '91-'08 Dyna® and '84-'07 FX Softail models. Will not fit FXD, FXDX or FXDXT models equipped with Voltage Regulator Covers.

D. COIL COVER – CHROME

This sleek, Chrome Coil Cover features an innovative design that conceals all the mounting hardware. It offers a great, easy way to customize a very visible part of your Dyna motorcycles.

31709-04
Fits '04-'17 fuel-injected Dyna models.

E. LOWER BELT GUARD COVER – CHROME

Designed to cover the Original Equipment black lower debris deflector, this mirror chrome-finished cover adds an exceptional finish to the rear drive components. Kit includes required mounting hardware.

60514-07A Fits '07-'17 Dyna® models.

Also available:
UPPER BELT GUARD – CHROME
Hand-polished and chrome-plated to replace your factory-equipped black upper belt guard.

60293-00 Fits '00-'05 Dyna models.

F. BAR & SHIELD LOGO COIL COVER

Featuring a radical open-face design with a Bar & Shield silhouette, this Chrome Coil Cover matches the Chrome Voltage Regulator Cover for an integrated custom look. Includes all mounting hardware.

74616-04
Fits '04-'17 EFI Dyna and '01-'17 EFI equipped Softail models (except FXCW, FXCWC, FXS, FXSB, FXSBSE, FXSE and FXST-Aus).

G. VOLTAGE REGULATOR COVER

Designed for up-front style, the open face and floating Bar & Shield logo on this chrome cover provide good looks without compromising air flow across the voltage regulator. Kit includes chrome-plated mounting hardware.


74667-06 Fits '06-'11 Dyna models.



A. DASH PANEL EXTENSION – CHROME



B. PREMIUM TANK PANEL WITH POUCH



C. FRONT FENDER EXTENSION – CHROME



D. COIL COVER – CHROME



E. CHROME UPPER AND LOWER BELT GUARDS



F. BAR & SHIELD LOGO COIL COVER



G. VOLTAGE REGULATOR COVER



H. MAGNUM 5 SPROCKET COVER – CHROME



J. BATTERY COVER BAND – CHROME



L. ELECTRICAL PANEL TRIM – CHROME



N. BATTERY SIDE COVER – CHROME




I. BATTERY COVER – CHROME



K. BATTERY COVER BAND – HARLEY-DAVIDSON SCRIPT



M. ELECTRICAL PANEL COVER WITH TRIM – CHROME



O. BATTERY COVERS – CHROME

CRUISER 75

Chassis Trim – Rear End

H. MAGNUM 5 SPROCKET COVER

Styled to match the distinctive Magnum 5 Custom Wheel. Available in mirror chrome or gloss black, this Sprocket Cover gives the appearance of having a custom sprocket at a fraction of the cost. Cover is easy to install with Original Equipment hardware or add the Chrome Hardware Kit P/N 94773-07 (sold separately) for a finished look.

Fits '07-'17 Dyna® models (except FLD).
40120-09 Chrome.

I. BATTERY COVER – CHROME

Dress your battery with a new chrome skin. This one-piece Chrome Battery Cover replaces the painted box and adds a bright contrast to the Original Equipment satin aluminum trim band.

66375-06
Fits '06-'17 Dyna models (except FXDL). '14-'17 Dyna models require purchase of a battery cover trim band.

J. BATTERY COVER BAND – CHROME

This sweeping chrome band replaces the Original Equipment satin-finish band for a mirror-polished look. The easy-to-install ribbed chrome band is a high-contrast addition to a painted battery cover or the perfect finishing touch to the Chrome Battery Cover P/N 66375-06.

66439-07
Fits '06-'17 Dyna models (except FLD, FXDL, '13-'17 FXDB and '14-'17 FXDF). Also fits models equipped with Battery and Electrical Panel Cover Kit P/N 61300186.

K. BATTERY COVER BAND – HARLEY-DAVIDSON SCRIPT

Replace the Original Equipment satin aluminum trim band with a splash of chrome. This easy-to-install custom contoured trim band features a black-filled embossed Harley-Davidson script design and offers a stunning contrast to the factory painted battery cover or a great finishing touch for the Chrome Battery Cover P/N 66375-06 or 61300186.

66443-06
Fits '06-'17 Dyna models (except FLD, FXDL, '13-'17 FXDB and '14-'17 FXDF). Also fits models equipped with Battery and Electrical Panel Cover Kit P/N 61300186.

L. ELECTRICAL PANEL TRIM – CHROME

This sweeping chrome spear adds a mirror-polished accent to your bike's profile. The easy-to-install band is a high-contrast addition to the Original Equipment painted electrical panel cover or the perfect finishing touch on a Chrome Cover.

66462-07
Fits '04-'17 Dyna models (except '06 FXD35, '04-'13 FXDL, '17-later FXDLS and '04-'08 FXDWG models with Original Equipment electrical panel cover).

M. ELECTRICAL PANEL COVER WITH TRIM – CHROME

Chrome-plated Electrical Panel Cover with concealed mounting hardware provides a nice clean look. Kit includes panel cover, distinctive chrome-plated die-cast trim with black accented lines and Bar & Shield logo and all necessary mounting hardware.

66426-04 Fits '04-'11 Dyna models.

N. BATTERY SIDE COVER – CHROME*

This chrome-plated cover is designed for use with the new Harley-Davidson® AGM sealed maintenance-free batteries and can be used in combination with Battery Top Cover P/N 66367-97 or 66368-97.

66718-01
Fits '97-'03 XL and '97-'05 Dyna® models.

O. BATTERY COVERS – CHROME*

Chrome-plated battery enclosures include slotted openings for convenient visual check of battery fluid levels. Easy installation.

66375-97
Fits '97-'05, '97-'05 FXD, '99-'05 FXDX and '01-'03 FXDXT models. Stock on FXDL, FXDWG and FXDS-CONV. models.

*NOTE: Battery dimensions of Harley-Davidson® AGM Batteries P/N 65989-97A, 65989-90B and 65991-82B may not allow use of accessory battery side covers on XL and Dyna models.

A. SOFTAIL® QUARTER FAIRING

This street performance-inspired Quarter Fairing is designed to reduce drag while providing a sleek, custom look. With a Dark Smoke windscreen featuring a Harley-Davidson script on the lower leading edge, it provides the wind protection you need to go all day while looking sinister in the process.

Fits '18-later FXBB and FXLR, '20-later FXLRS, FXST and '21-later FXBBS models. Requires separate purchase of model specific Fairing Bracket Kit. FXBB models require separate purchase of Turn Signal Brackets P/N 12700164 and 67800630 and Hardware P/Ns 67015-02 (qty 2), 7155 (qty 1) and 7331 (qty 1). Does not fit FXBB or FXLR models equipped with Moto Bar P/Ns 55800856 or 55800858 when using Original Equipment handlebar risers. FXLR models equipped with Moto Bar P/Ns 55800856 or 55800858 and Tall Risers P/N 55800852 or 55800854 require separate purchase of Turn Signal Brackets P/N 12700164 and 67800630.

57001627	Raw.
57001615DH	Vivid Black.
57001615EGZ	Gunship Gray.
57001615EKP	Billiard Blue.
57001615ENR	Barracuda Silver Denim.
57001615ENX	Billiard Red.
57001615EOG	Spruce.
57001615EUZ	Redline Red.
57001615EVC	Fastback Blue.
57001615EVD	White Sand Pearl.
57001615EXE	Industrial Yellow.
57001615ESS	Baja Orange.
57001615EXU	Billiard Gray.
57001615EYV	Blue Burst.
57001615EYP	Red Rock.
57001615EYT	Sharkskin Blue.

B. SOFTAIL QUARTER FAIRING BRACKET KIT


This matte black bracket kit is required for mounting the Quarter Fairing to your motorcycle.

57001249
Fits '18-later FXBB, FXBBS, FXLR and FXST. FXBB, FXBBS and FXST installation requires separate purchase of Turn Signal Brackets P/Ns, 12700164 and 67800630 and Hardware P/Ns 67015-02 (qty 2), 7155 (qty 1) and 7331 (qty 1). FXLR models with Tall Risers/Moto Bars require separate purchase of Turn Signal Brackets P/Ns 12700164 and 67800630 and Hardware P/N 67015-02 (qty 2).

57001250
Fits '20-later FXLRS models. Does not fit FXLRS models with Tall Risers and Moto Bars. Also compatible with 5.75" Headlight Bucket P/N 67700380, Trim Ring, Screw and Lock Nut P/N 67700375, 3383 and 7606.



A. SOFTAIL QUARTER FAIRING



B. SOFTAIL QUARTER FAIRING BRACKET KITS

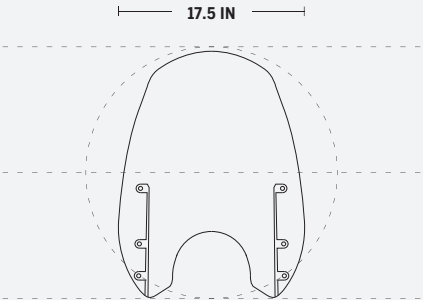
DEFY THE WIND

At highway speed, you take the wind full-force in the chest, causing fatigue in your arms, neck and shoulders.

Take the pressure off with an easy-to-install detachable windshield.

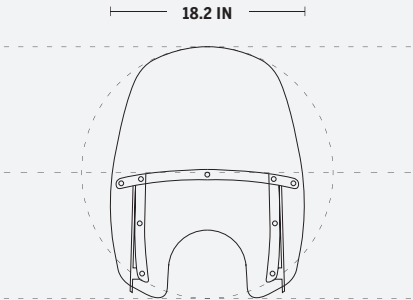
Shaped to divert air, rain and road debris around the rider, a windshield can add hours of riding comfort.

KEEPING YOU COVERED



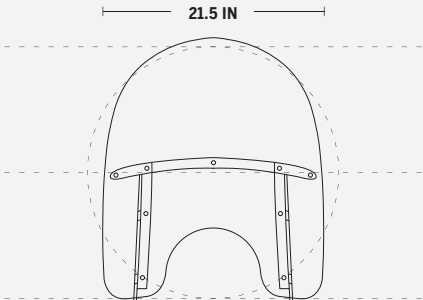
SUPER SPORT

Eliminates wind and debris, but keeps the wind-in-the-hair feeling. Ideal for a cool morning ride to the office, the sleek profile hugs the front lamps for a sporty look.



COMPACT

Traditional king-sized shape with a minimalist edge. For Harley-Davidson® custom and cruiser models, the Compact windshield provides wind and weather protection for every day riding.



KING SIZE

Nothing gets past this one. The King Size windshield is the ultimate in on-road protection. Available in a variety of shield heights, the road can't lay a finger on you.

SOFTAIL

READY FOR TAKE-OFF

Designed to be installed or removed without tools in seconds, a detachable windshield gives you the freedom to define your ride at the drop of a hat. Ride across the country protected from the elements, then quickly remove the windshield to hit the streets in style.



To avoid looking through bug spots, condensation and road grime, select a windshield that tops out just below your line of sight.


WIND SPLITTER FLIP

Shaped for effective airflow management, Wind Splitter windshields feature a "flip" at the upper edge to help reduce helmet buffeting at speed.

SCRATCH-RESISTANT
HARD-COATED
POLYCARBONATE SHIELD

STAINLESS STEEL
BRACKETS & BRACES

NO TOOLS
QUICK-RELEASE MOUNT



78 CRUISER

Windshields – Super Sport

A. WIND SPLITTER QUICK-RELEASE SUPER SPORT WINDSHIELD

Shaped with just the right mix of width and height to reduce the pounding air pressure against your chest, the Wind Splitter Super Sport Windshield allows you ride comfortably while maintaining the wind-in-the-hair feeling. The windshield’s contoured design incorporates a flipped upper edge that manages airflow and turbulence across the top of the shield. The flip adds additional wind shear lift, and effectively provides the protection of a taller windscreen. Ideal for a cool morning ride, the sleek profile of the Super Sport Windshield hugs the front headlamp for a sporty look. And because the windshield mounts to the fork tubes with elegant die-cast lever-locking clamps, you get quick on-and-off convenience and a clean, custom look. Kit includes the hard-coated polycarbonate screen, brackets and quick-release docking clamps.


57400323 19" Light Smoke – Polished.
Fits '18-later FXBB, FXLR, '14-'17 FXDL, '20-later FXST and '21-later FXBBS models. Does not fit FXLRS. Windshield dimensions: Overall height – 24.4"; width – 17.5".

57400334 19" Light Smoke – Polished.
Fits '18-later FXBR and FXBRS models. Windshield dimensions: Overall height – 24.4"; width – 17.5".

B. QUICK-RELEASE SUPER SPORT WINDSHIELD

Reduces the pounding of wind and shower of bugs, but keeps the wind-in-the-hair feeling. Ideal for a cool morning ride, the sleek profile of the Super Sport Windshield hugs the front headlamp for a sporty look. The windshield mounts to the fork tubes with elegant die-cast lever locking clamps, so the windshield does not require any "leave-behind" docking hardware. You get quick on-and-off convenience and a clean, custom look. No tools are required and the kit includes everything needed to install the windshield.

57301-06 19" Light Smoke.
Fits '06-'17 FXDWG, '13-'17 FXSB and FXSBSE and '18-later FXBR and FXBRS models. Windshield dimensions: Overall height – 25.0"; width – 20.1".



A. WIND SPLITTER QUICK-RELEASE SUPER SPORT WINDSHIELD (57400323 SHOWN)



C. WIND SPLITTER QUICK-RELEASE COMPACT WINDSHIELD (57400327 SHOWN)



B. QUICK-RELEASE SUPER SPORT WINDSHIELD (57301-06 SHOWN)



D. QUICK RELEASE COMPACT WINDSHIELD (58346-06 SHOWN)

CRUISER 79

Windshields – Compact

C. WIND SPLITTER QUICK-RELEASE COMPACT WINDSHIELD

Engineered to provide the riding comfort of a larger windshield, this Wind Splitter Windshield features a contemporary contour that sets it apart from the crowd. The compact shape is designed to keep the windshield below your line of sight so you don't need to look through bugs and road grime, while the flipped upper edge manages airflow and turbulence across the top of the shield. The flip adds additional wind shear lift to provide the protection of a taller windscreen. You get a fatigue-free highway ride with reduced pressure on your chest and arms, and the detachable design means you can ride without the shield when the mood strikes. The hard-coated polycarbonate windshield mounts to the fork tubes with elegant die-cast lever-release clamps, so the windshield does not require any leave-behind docking hardware. You get quick on-and-off convenience and a clean, custom look. No tools are required and the kit includes everything needed to install the windshield.

Fits '18-later FXBB, FXBBS, FXLR, FXST and '14-'17 FXDL models. Does not fit FXLRS.

57400327 18" Clear – Polished.
Windshield dimensions: Overall height – 23.4"; width – 17.6".

57400337 18" Light Smoke – Polished.
Windshield dimensions: Overall height – 23.4"; width – 17.6".

57400331 14" Light Smoke – Polished.
Windshield dimensions: Overall height – 19.5"; width – 17.6".

Fits '18-later FXBR and FXBRS models.

57400336 14" Light Smoke – Polished.
Windshield dimensions: Overall height – 19.5"; width – 17.6".

D. QUICK-RELEASE COMPACT WINDSHIELD

This tough, hard-coated polycarbonate Windshield wraps around the headlamp to offer the maximum wind protection available in a compact profile. The windshield mounts to the fork tubes with diecast lever-release clamps so the windshield does not require any leave behind hardware. You get quick on-and-off convenience and a clean, custom look. No tools are required.

Fits '06-'17 Dyna® (except FLD, FXDWG, FXDF and FXDSE) and '18-later FXBB, FXBBS, FXLR and FXST models. FXDLS models require the removal of Original Equipment Wind Deflector.

58346-06 18" Clear – Polished.
Windshield dimensions: Overall height – 26.8"; width – 19.7".

58348-06 14" Light Smoke – Polished.
Windshield dimensions: Overall height – 22.8"; width – 19.5".

SOFTAIL

80 CRUISER


Windshields – Compact

A. WIND SPLITTER DETACHABLE COMPACT WINDSHIELD
Shaped to divert headwinds around the rider, this compact windshield moderates the air pressure against your chest and reduces the strain on your arms during a long highway ride. Designed to provide the riding comfort of a larger windshield, this Wind Splitter Windshield features flipped upper edge to manage the airflow and turbulence across the top of the shield. The flip adds additional wind shear lift to provide the protection of a taller windscreen. The compact size is the perfect compromise between function and style on the road, and the detachable design means you can ride without the shield when you prefer a wind-in-the-hair experience. The hard-coated polycarbonate windshield mounts to the fork triple trees with rubber isolators to reduce vibration and to provide quick tool-free on-and-off installation. Kit includes all mounting hardware.

Fits '18-later FLFB and FLFBS models.
57400368 19" Clear – Polished.
Windshield dimensions: Overall height – 23.2"; width – 18.9".
57400367 15" Light Smoke – Polished.
Windshield dimensions: Overall height – 17.8"; width – 18.5".
Fits '18-later FXFB and FXFBS models.
57400324 19" Clear – Black.
Windshield dimensions: Overall height – 23.2"; width – 18.9".
57400330 15" Light Smoke – Black.
Windshield dimensions: Overall height – 17.8"; width – 18.5".

B. LIGHT SMOKE WINDSHIELD – 10"
Hit the highway with all-day comfort. This windshield maintains the cool style of the Low Rider® ST while enhancing rider protection from wind, rain and debris. The windshield is 4" taller than the stock Low Rider® ST windshield to provide added rider protection from wind, rain and debris. The Light Smoke finish does not interfere with forward vision. Made from a durable polycarbonate material that is protected by a hard-coat, scratch-resistant layer. The factory design maintains sleek lines of the fairing and offers an ideal fit.
57400505
Fits '22-Later FXLRST and FXRST models.

C. ST WIND DEFLECTOR
Maintain a low profile. This 2" tall wind deflector is designed specifically for riders of the Low Rider® ST model who prefer to ride with maximum style and minimal wind protection. The gold coating gives it dazzling style. An opaque gold finish complements wheels and accents of the Low Rider® ST model. Shaped to complement the shape of the Low Rider® ST fairing. Durable surface is protected by a scratch-resistant layer. Factory designed for an ideal fit and durability while providing a low, lean look for your custom ride.
57400503
Fits '22-Later FXLRST and FXRST models.



A. WIND SPLITTER DETACHABLE COMPACT WINDSHIELD (57400324 SHOWN)



B. LIGHT SMOKE WINDSHIELD – 10"



C. ST WIND DEFLECTOR



D. KING-SIZE H-D DETACHABLES WINDSHIELD (DELUXE MODEL SHOWN)



E. SPORT GLIDE WINDSHIELD

CRUISER 81

Windshields – King Size

D. KING-SIZE H-D® DETACHABLES™ WINDSHIELD
Nothing gets past this one. The King Size windshield is the ultimate in on-road protection. This full coverage shield creates a clean managed flow of air over and around the rider and passenger, and because it is designed to be installed or removed in seconds without tools, a detachable windshield gives you the freedom to define your ride at the drop of a hat. Ride across the country protected from the elements, then quickly remove the windshield to hit the streets in style. This one-piece windshield is formed from hard-coated polycarbonate material to resist scratching. The shield is attached to stainless steel mounting brackets supported by molded-rubber bushings for improved isolation. Windshields are available in a variety of heights to match your size, and with traditional polished or contemporary gloss black braces to match your bike's finishes. Kit includes mounting hardware.

Fits '18-later FLDE, FLHC and FLHCS models.
57400328 21" Clear – Polished.
Windshield dimensions: Overall height – 26.8"; width – 21.4".
57400332 18" Clear – Polished.
Windshield dimensions: Overall height– 23.8"; width – 21.5".
Fits '18-'21 FLSL models.
57400335 18" Clear – Black.
Windshield dimensions: Overall height – 23.8"; width – 21.5".

E. SPORT GLIDE® WINDSHIELD
Style meets function. This 5.5" tall Windshield stands 4" taller than the Original Equipment Sport Glide wind deflector to offer sport styling with a little greater wind protection. The taller shield moves more air up and over the rider to reduce helmet buffeting and wind-related fatigue. Harley-Davidson® windshields are formed of hard-coated polycarbonate for strength and scratch resistance and the light smoke tint complements any paint color.
57400360 5.5" Light Smoke.
Fits '18-'21 FLSE models.

ENJOY THE RIDE

The relationship between the seat, the handlebar and the foot controls has an enormous impact on the comfort, control and confidence you feel when riding your motorcycle. Once you’ve picked the bike, it’s time to choose the options that match your ride to your personal dimensions.



For shorter riders, consider tailoring your fit by changing to a Reach® Seat, Mid-Foot Controls, and lowered suspension height.



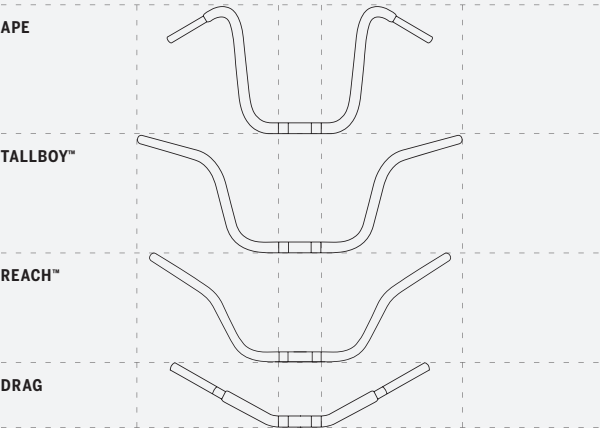
For taller riders, consider altering your ride by changing to a Tallboy® Seat and Extended Foot Controls.

ESTABLISH YOUR POSITION AND FEEL



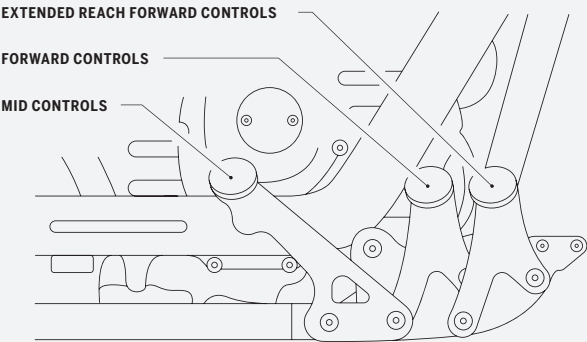
SEATS

Seat height and shape impact rider comfort, fit and confidence. Where the seat positions you relative to the foot controls, hand controls and the ground plays a major role in the quality of your ride.



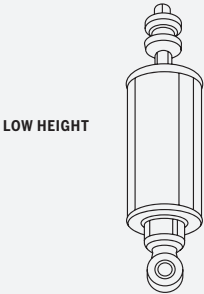
HANDLEBARS

Where the bar positions your arms, hands and wrists directly impacts how you feel on the motorcycle. Choose a bar that falls easily to hand, and does not pull you out of the seat when maneuvering.



FOOT CONTROLS

Repositioning your feet can relieve muscle tension, take pressure off the tailbone and reduce fatigue. The correct riding position can add hours of comfort and hundreds of miles to your daily saddle time.



SUSPENSION

Adjusting your motorcycle’s ride height by raising or lowering the suspension is often the first step in fitting the bike to your stature. Being sure-footed at a stop can really increase your sense of confidence.


Switchback Seating



A. SWITCHBACK SEAT – DELUXE, HERITAGE, SLIM, STREET BOB AND STANDARD



B. SWITCHBACK SEAT – U STITCH – DELUXE, HERITAGE, SLIM, STREET BOB AND STANDARD



C. SWITCHBACK SEAT – LOW RIDER AND SPORT GLIDE



D. SWITCHBACK SEAT – U STITCH – LOW RIDER AND SPORT GLIDE

A. SWITCHBACK SEAT – DELUXE, HERITAGE, SOFTAIL SLIM®, STREET BOB® AND STANDARD

Add some style and attitude with no comfort compromise. This one-piece, two-up seat offers a high-performance profile with a focus on design details. The one-piece, two-up design incorporates rider seat and pillion. Features dimpled vinyl and raised pillow detail in the center of rider position for a custom look. With contrasting stitching. The deep shape supports the aggressive rider. The clean style complements any custom direction.

52000652
Fits '18-later FLDE, FLHC, FLHCS, FLSL, FXST, FXBB and FXBBS models.

B. SWITCHBACK SEAT – U STITCH – DELUXE, HERITAGE, SOFTAIL SLIM, STREET BOB AND STANDARD

Take your custom style up a notch. This one-piece, two-up seat features premium smooth black vinyl with a stitched-in pattern in a bold U pattern on the rider and passenger seating surface, a multi-panel design and contrasting stitching throughout. The one-piece, two-up design incorporates rider seat and pillion. The stitched U pattern on the tops of seating surfaces adds contrast and visual detail. Smooth black premium vinyl with contrasting stitching and rubber Bar & Shield logo. Fastback profile.

52000759
Fits '18-later FLDE, FLHC, FLHCS, FLSL, FXST, FXBB and FXBBS models.

C. SWITCHBACK SEAT – LOW RIDER® AND SPORT GLIDE®

Add some style and attitude with no comfort compromise. This one-piece, two-up seat offers a high-performance profile with a focus on design details. The one-piece, two-up design incorporates rider seat and pillion. Features dimpled vinyl and raised pillow detail in the center of rider position for a custom look. With contrasting stitching. The deep shape supports the aggressive rider. The clean style complements any custom direction.

52000653
Fits '18-later FLSEB, FXLR, FXLRS and FXLRST models.

D SWITCHBACK SEAT – U STITCH – LOW RIDER AND SPORT GLIDE

Take your custom style up a notch. This one-piece, two-up seat features premium smooth black vinyl with a stitched-in pattern in a bold U pattern on the rider and passenger seating surface, a multi-panel design and contrasting stitching throughout. The one-piece, two-up design incorporates rider seat and pillion. The stitched U pattern on the tops of seating surfaces adds contrast and visual detail. Smooth black premium vinyl with contrasting stitching and rubber Bar & Shield logo. Fastback profile.

52000761
Fits '18-later FLSEB, FXLR, FXLRS and FXLRST models.



3D Mesh Technology



Water-Resistant Seams

84 CRUISER

Seating – Reach®

REACH® SOLO SEATS

From the custom metal Harley-Davidson® medallion to the sleek fast-back design, this seat is shaped to deliver the ergonomic position that a shorter rider needs. Sculpted and molded to ease the reach to the ground, this Reach® Solo seat positions the rider closer to the controls when compared to the stock seat. The narrow nose and the seating position provides the rider with added confidence and control while the bike is at a stop or during parking maneuvers, while the generous seating width adds support for the long haul. And the seat’s upturned tail keeps you in place without confining you to one position. For maximum comfort and support, these seats are recommended for riders between 5’-2" and 5’-8" tall.

A. REACH SOLO SEAT – SOFTAIL SLIM® STYLING

This minimalistic Reach Solo Seat features a classic tuck & roll design that perfectly complements the bobber style of the Softail Slim® models. Matching Passenger Pillion P/N 52400129 is available.

Measurements as compared to other seating options:
- Stock '18 Softail Slim® model seat – 1.25" forward.

52000303
Fits '18-'21 FLSL models. Seat width 11.5".

B. REACH SOLO SEAT – '18 BREAKOUT® STYLING

This comfortable Reach Solo Seat is styled to match the Softail Breakout® model’s Original Equipment seat and features rich red stitching, a textured vinyl inlay and Harley-Davidson medallion insert. The seating surface and stitching complements the model year '18 Original Equipment passen-ger pillion.

Measurements as compared to other seating options:
- Stock '18 Breakout model seat – 1.5" forward.

52000304 Red Stitching.
Fits '18-later FXBR and FXBRS models equipped with Original Equipment passenger pillion or Sundowner™ Pillion P/N 52400225 or 52400169. Seat width 13.0".

C. REACH SOLO SEAT – '19-'20 BREAKOUT STYLING

This comfortable Reach Solo Seat is styled to match the Softail Breakout model’s Original Equipment seat and features grey stitching, a textured vinyl inlay and Harley-Davidson medal-ion insert. The seating surface and stitching complements the model year '19 Original Equipment passenger pillion.

Measurements as compared to other seating options:
- Stock '19 Breakout model seat – 1.5" forward.

52000430 Grey Stitching.
Fits '18-later FXBR and FXBRS models equipped with Original Equipment passenger pillion or Sundowner Pillion P/N 52400225 or 52400169. Seat width 13.0".



A. REACH SOLO SEAT – SOFTAIL SLIM STYLING



B. REACH SOLO SEAT – '18 BREAKOUT STYLING, RED STITCH (SHOWN WITH ORIGINAL EQUIPMENT PILLION)



C. REACH SOLO SEAT – '19 BREAKOUT STYLING, GREY STITCH

CRUISER 85

Seating – Reach®

D. REACH® SOLO SEAT – FXDR 114 STYLING

This Reach® Solo Seat puts you closer to the controls with-out sacrificing the FXDR™ 114 model’s head-turning style. Designed to position riders with a shorter inseam closer to the ground, Reach Seats are shaped to place the rider in a comfortable and confident relationship to the hand and foot controls. Compared to the stock seat, the Reach seat moves the rider approximately 1.5" forward bringing the legs closer together for an easier reach to the controls and the ground. Reach Seats feature a stepped profile that provides back support and keeps the rider from sliding back during accel-eration. This Reach Solo Seat is styled to match the FXDR 114 model’s Original Equipment seat.

Measurements as compared to other seating options:
- Stock FXDRS model seat – 1.5" forward.

52000398
Fits '19-'20 FXDRS models. Seat width 11.5".

E. REACH SOLO SEAT – FAT BOY® STYLING

This Reach Solo Seat puts you closer to the controls without sacrificing the Fat Boy® model’s head-turning style. The seat features stitching and seat textures are a perfect match for the Original Equipment passenger pillion.

Measurements as compared to other seating options:
- Stock '18 Fat Boy model seat – 1.0" forward.

52000352
Fits '18-later FLFB and FLFBS models equipped with Original Equipment passenger pillion or Sundowner™ Pillion P/N 52400170. Seat width 14.0".

REACH TWO-UP SEATS

Designed to position riders with a shorter inseam closer to the ground, Reach Two-Up Seats are shaped to place the rider in a comfortable and confident relationship to the hand and foot controls. The wide seating surface provides loads of support and the narrow tapered nose brings the rider’s legs together for an easier reach to the ground at a stop. These Reach Two-Up Seats feature a stepped profile that keeps the rider from sliding rearward during acceleration, and a generous raised passenger position that cradles the tailbone for hours of riding comfort. The rich vinyl seating surface is accented with a classic Harley-Davidson® medallion.

F. REACH TWO-UP SEAT – SPORT GLIDE® STYLING

Designed to look like a separate solo seat and pillion, this smooth vinyl one-piece Reach Two-Up Seat perfectly comple-ments the sweeping lines of the Low Rider® model.

Measurements as compared to other seating options:
Stock '18 Low Rider model seat – 0.5" lower, 1.5" forward.

52000354
Fits '18-later FLSB, FXLR, FXLRS , FXLRST and FXRST models. Seat width 12.0"; passenger pillion width 5.5".

G. REACH TWO-UP SEAT – FAT BOB® STYLING

Designed to reflect the technical style of the Original Equipment Fat Bob® seat, this Reach Two-Up seat features textured suede-like seating surfaces for grip, and raised center panels for a tough, tactical look.

Measurements as compared to other seating options:
- Stock '18 Fat Bob model seat – 0.5" lower, 1.25" forward.

52000353
Fits '18-later FXFB and FXFBS models. Seat width 11.0"; passenger pillion width 6.0".



D. REACH SOLO SEAT – FXDR 114 STYLING



E. REACH SOLO SEAT – FAT BOY STYLING (SHOWN WITH ORIGINAL EQUIPMENT PILLION)



F. REACH TWO-UP SEAT – SPORT GLIDE STYLING



G. REACH TWO-UP SEAT – FAT BOB STYLING

SOFTAIL

86 CRUISER

Seat – Tallboy®

TALLBOY® TWO-UP SEATS
The correct riding position can help a tall rider sit comfortably on the bike and avoid leg cramps and back strain during a long day in the saddle. For riders with a longer inseam, a Tallboy® Seat moves the rider up and back from the stock seating position to eliminate the “knees-high” riding position and effectively place the body for a natural arm and leg reach to the controls. Tallboy Seats feature a bucket-shaped design and a wide seating surface to reduce pressure on the rider’s tail-bone, without looking bulky or overstuffed. And the passenger pillion is shaped and padded to maximize passenger comfort. The rich vinyl seating surface is accented with a round Harley-Davidson® medallion.

A. TALLBOY TWO-UP SEAT – DELUXE, HERITAGE, SOFTAIL SLIM® AND STREET BOB®
Measurements as compared to other seating options:
- Stock '18 Deluxe model seat – 2.5" rearward, 1.0" higher.
- Stock '18 Heritage model seat – 2.5" rearward, 1.0" higher.
- Stock '18 Softail Slim® model seat – 1.75" rearward, 1.75" higher.
- Stock '18 Street Bob® model seat – 2.5" rearward, 1.0" higher.
52000355
Fits '18-later FLDE, FLHC, FLHCS, FLSL, FXBB , FXBBS and FXST models. Seat width 14.5"; passenger pillion width 9.75".

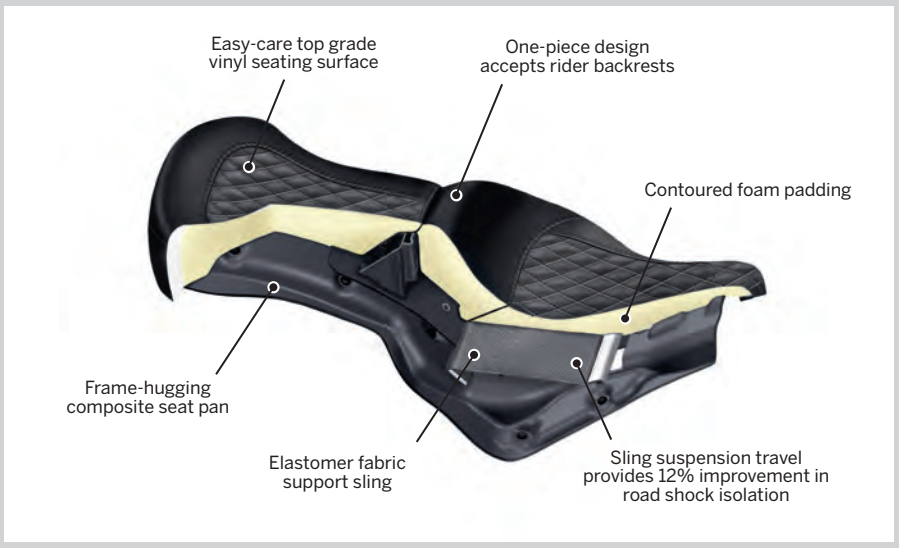
B. TALLBOY TWO-UP SEAT – LOW RIDER®
Measurements as compared to other seating options:
- Stock '18 Low Rider® model seat – 2.75" rearward, 1.0" higher.
52000305
Fits '18-later FLSB, FXLR, FXLRS, FXLRST and FXRST models. Seat width 14.5"; passenger pillion width 9.0".



A. TALLBOY TWO-UP SEAT – DELUXE, HERITAGE, SOFTAIL SLIM AND STREET BOB



B. TALLBOY TWO-UP SEAT – LOW RIDER



C. HARLEY HAMMOCK TOURING SEAT



C. HARLEY HAMMOCK TOURING SEATS (FAT BOY MODEL SHOWN)



C. HARLEY HAMMOCK TOURING SEATS (DELUXE MODEL SHOWN WITH OPTIONAL RIDER BACKREST)

CRUISER 87

Seating – Hammock

C. HARLEY® HAMMOCK TOURING SEATS
Stay in the saddle all day. These Harley® Hammock seats feature broad seating surfaces and a shallow bucket shape to distribute the weight and reduce pressure points. Beneath the 2" of traditional dual-density foam, the rider's weight is supported by a revolutionary fabric suspension system. The sling-like suspension system is integrated into the seat and acts like a hammock, providing 2" of suspension above the seat pan. This internal system prevents bottoming out and provides a 30% improvement in comfort and endurance over the long haul by sheltering the rider from pothole and highway expansion joint impacts. The seat's diamond-stitched vinyl surface is easy to clean and maintain, and it can be equipped with an optional Rider Backrest for additional back support.

52000294
Fits '18-later FLFB, FLFBS, FXBR and FXBRS models. Seat width 16.5"; passenger pillion width 10.75".
52000290
Fits '18-later FLDE, FLHC, FLHCS, FLSL, FXBB, FXBBS and FXST models. Seat width 16.0"; passenger pillion width 11.25".

Shown with:
ADJUSTABLE RIDER BACKREST
Add back support for long-haul riding comfort. This contoured backrest pad is shaped to provide full lower back support without pushing the rider forward and the slim profile maximizes the available passenger space. An adjustable support bracket with four mounting locations accommodates different seats and riding positions. The backrest pad angle can be adjusted for maximum comfort.

52300409
Fits '18-later FLDE, FLHC, FLHCS, FLSL, FXBB, FXBBS FLFB, FLFBS, FXBR, FXBRS, FXLRS, FXLRST and FXST models equipped with Signature Hammock Seat P/N 52000290 or 52000294. Backrest pad width 11.25".



Tallboy Seats

SOFTAIL

88 CRUISER


Cruiser – Seating

SUNDOWNER™ SOLO SEATS
Ride sun-up to sun-down in comfort and style. The Sundowner™ Solo Seat's shape and foam density were developed and refined during hundreds of hours of test rides and ergonomic evaluations. The unique seat features a deep bucket design that cradles the tailbone and provides back support for the rider. The narrow nose of the seat was sculpted to bring the legs closer together, and to look great where it meets the tail of the fuel tank. The seats are constructed with premium vinyl surfaces for comfort and durability.


A. SUNDOWNER SOLO SEAT – FAT BOY®
Smooth vinyl and double row stitched side panels define the look of the Sundowner Solo Seat for Fat Boy® models, and perfectly complement the Original Equipment passenger pillion. Or for additional passenger comfort, team this seat with the matching Sundowner Pillion P/N 52400170.
52000293
Fits '18-later FLFB and FLFBS models. Seat width 16.25".

B. BADLANDER® SEAT
Clean smooth covers, subtle top-stitching and a frame-hugging profile add up to a statement only Harley could create. The low design delivers a reduced seat height that is ideal for riders that want the shortest possible reach to the ground, and the long and lean shape allows tall riders to move back from the hand and foot controls without sitting higher on the bike. This seat is wrapped in water-resistant vinyl and finished with an embroidered Harley-Davidson script. Kit includes grab strap and all mounting hardware.
52000300
Fits '18-later FLDE, FLHC, FLHCS, FLSL, FXBB, FXBBS and FXST models. FLDE, FLSL, and FXBB models require separate purchase of Passenger Footpegs and Passenger Footpeg Mounting Kit P/N 50500769 or 50500771. Seat width 12.0"; passenger pillion width 5.5".
52000298
Fits '18-later FLSB, FXLR, FXLRS, FXLRST and FXRST models. Seat width 11.0"; passenger pillion width 6.0".

C. BEVEL SOLO SEAT
You make zero compromises when it comes to style so you're not about to trade looks for comfort. And why should you? Now you can have the best of both worlds and no one needs to know. The Bevel Seats were created with all the attitude to suit your styling direction while providing all the function without the bulky look of a comfort seat. The low, slim profile of the Bevel Seats complement the lines of your bike while the carbon fiber-like inserts, chevron-shaped pleating, HDMC embroidered script and edgy aluminum button detail, that your back end won't feel, add a custom look. What nobody sees but makes any ride better is the lightweight and breathable 3D mesh material. 3D mesh absorbs the impact of even the worst roads even though the material is significantly thinner than comparable seats. Taped seams provide water resistance to keep your back end dry even when the seat is wet and, the "bevel" at the back of the seat adds to the rider's lower back comfort.
52000391
Fits '18-later FXFB and FXFBS models. Seat width 11.5".



3D Mesh Technology



Water-Resistant Seams



A. SUNDOWNER SOLO SEAT – FAT BOY (SHOWN WITH SUNDOWNER PILLION)



B. BADLANDER SEAT (52000300 SHOWN)



C. BEVEL SOLO SEAT



D. SUNDOWNER SEAT – FXDR 114 STYLING



E. SUNDOWNER PASSENGER PILLION – FXDR 114 STYLING



F. SUNDOWNER SEAT – DELUXE, HERITAGE SOFTAIL, SOFTAIL SLIM & STREET BOB



G. SUNDOWNER SEAT – FAT BOB



H. SUNDOWNER SEAT – LOW RIDER

CRUISER 89

Seating – Sundowner™

D. SUNDOWNER™ SOLO SEAT – FXDR® 114 STYLING
With the Sundowner™ Seat, you don't have to sacrifice style for comfort. The watch-strap pleated design provides a high-tech look while ensuring pressure points are eliminated and the black on black stitching complements the FXDR® 114 model's styling. While the Sundowner Seat's low profile makes it the perfect match for the FXDR 114, it is much wider than the stock seat, which helps distribute body weight for long-haul comfort while the scooped shape provides added rider back support while removing pressure points.
52000399
Fits '19-'20 FXDRS models. Seat width 14.0".

E. SUNDOWNER PASSENGER PILLION – FXDR 114 STYLING
Styled to match the design and stitching of the Sundowner Solo Seat with FXDR 114 styling, this Sundowner Passenger Pillion provides long-distance comfort for your riding companion.
52400204
Fits '19-'20 FXDRS models equipped with Sundowner Solo Seat P/N 52000399. requires separate purchase of Passenger Footpeg Mounting Kit. Also fits with but does not match Original Equipment seat. Passenger pillion width 10.0".

SUNDOWNER TWO-UP SEATS
The Sundowner Seat provides the maximum in long-riding comfort. The deep-bucket design puts your body in the proper touring position and the generous padding makes it comfortable for both the rider and passenger as the miles are adding up. The dish shape provides added rider back support and the wide passenger pillion is shaped to minimize pressure points.

F. SUNDOWNER SEAT – DELUXE, HERITAGE SOFTAIL®, SOFTAIL SLIM® & STREET BOB®
Styled with smooth vinyl covering and generous rider and passenger spaces, this comfortable Sundowner Two-Up Seat is shaped to maximize time in the saddle. But the sweeping center panel stitching and the tapered sides visually shrink the seat to minimize the perceived bulk on a stripped-down Street Bob® or Softail Slim® model.
52000295
Fits '18-later FLDE, FLHC, FLHCS, FLSL, FXBB, FXBBS and FXST models. Seat width 14.25"; passenger pillion width 10.0".

G. SUNDOWNER SEAT – FAT BOB®
Inspired by the styling of the Original Equipment Fat Bob seat, this Sundowner Two-Up Seat provides long range comfort for both the rider and the passenger, without distracting from the bike's muscular personality.
52000349
Fits '18-later FXFB and FXFBS models. Seat width 14.0"; passenger pillion width 10.25".

H. SUNDOWNER SEAT – LOW RIDER®
Stitched to match the Original Equipment Low Rider® Seat, this comfortable Sundowner Two-Up Seat is ready to deliver you and your passenger to distant destinations in maximum comfort and style.
52000350
Fits '18-later FLSB, FXLR, FXLRS, FXLRST and FXRST models. Seat width 15.0"; passenger pillion width 12.25".

SOFTAIL

90 CRUISER

Seating & Pillion

A. PASSENGER PILLION – STREET BOB®/SOFTAIL SLIM® MODELS STYLING*

Bring a passenger along for the ride. This easy-to-install detachable Passenger Pillion features a tuck and roll cover styled to match the Original Equipment solo seat. Kit includes mounting hardware and grab strap.

52400128 Street Bob® Styling.
Fits '18-later FXBB, FXBBS and FXST models with Original Equipment solo seat. Requires separate purchase of Passenger Footpegs and Passenger Footpeg Mounting Kit P/N 50500769 or 50500771. Pillion width 6.75".

52400129 Softail Slim® Styling.
Fits '18-'21 FLSL models with Original Equipment solo seat or Reach® Solo Seat P/N 52000303. Requires separate purchase of Passenger Footpegs and Passenger Footpeg Mounting Kit P/N 50500769 or 50500771. Pillion width 6.75".

B. SUNDOWNER™ PASSENGER PILLION – HERITAGE SOFTAIL® STYLING*

Styled with double row center panel stitching and blacked-out rectangular studs, this comfortable Sundowner™ Passenger Pillion is a perfect replacement for the minimalistic Original Equipment passenger seat.

52400171
Fits '18-later FLHC and FLHCS models with Original Equipment Solo Seat. Passenger pillion width 11.25".

C. SUNDOWNER PASSENGER PILLION – BREAKOUT**

Shaped for maximum passenger comfort, this Sundowner Passenger Pillion is the perfect match for your Breakout® model's Original Equipment or Sundowner Solo Seat.

Fits '18-later FXBR and FXBRS models with Original Equipment solo seat, Sundowner Solo Seat P/N 52000429 or 52000292, or Reach Solo Seat P/N 52000304 or 52000430. Passenger pillion width 11.75".

52400169 Red Stitch.
52400225 Grey Stitch.

D. SUNDOWNER PASSENGER PILLION – FAT BOY®*

This sculpted pillion will keep your passenger comfortable as the miles add up. Styled to match the Fat Boy® Original Equipment or Sundowner Solo Seat P/N 52000293.

52400170
Fits '18-later FLFB and FLFBS models with Original Equipment solo seat, Sundowner Solo Seat P/N 52000293, or Reach Solo Seat P/N 52000352. Passenger pillion width 12.0".



A. PASSENGER PILLION – SOFTAIL STREET BOB STYLING



A. PASSENGER PILLION – SOFTAIL SLIM STYLING



B. SUNDOWNER PASSENGER PILLION – HERITAGE SOFTAIL STYLING



C. SUNDOWNER PASSENGER PILLION – BREAKOUT, RED STITCHING



C. SUNDOWNER PASSENGER PILLION – BREAKOUT, GREY STITCHING



D. SUNDOWNER PASSENGER PILLION – FAT BOY



E. ROAD ZEPPELIN SEAT PAD



F. CIRCULATOR SEAT AND WIDE BACKREST PADS



G. RAIN COVER – SOLO SEAT



G. RAIN COVER – TWO-UP

CRUISER 91

Seating Accessories

E. ROAD ZEPPELIN® SEAT PAD

Experience ultimate comfort. Designed to ensure hours of comfort in the saddle, Road Zeppelin® Seat Pads are equipped with a unique air bladder system that allows your weight to be supported evenly across the entire seating surface. Whether you have a low-profile seat or a larger, more comfortable seat, you will feel the benefits. This air bladder system is designed to reduce pressure points, provide shock absorption and reduce vibration. Unlike other mouth-inflated seat pads, the Road Zeppelin Pad features an easy-to-reach integrated hand pump and metered air release valve that permits quick and controllable adjustment. You can easily adjust the comfort and support while seated on the pad. The UV-stable and snag-resistant mesh cover allows air to circulate beneath the rider's body, reducing the temperature trapped between the rider and seat. Shaped to conform to most Harley-Davidson® seats, the pads feature adjustable mounting straps and a non-skid surface to keep them in place. The hand-washable seat pad can be deflated and rolled for compact storage.

52000327 Rider.
Fits rider position on all models equipped with Original Equipment or accessory seats. Also fits passenger position on Touring models with large pillion area. Pad width – 14.0".

F. CIRCULATOR SEAT AND BACKREST PADS

Keep comfortable on your next long ride. These breathable Circulator Pads feature 3D construction that promotes air movement and reduces heat buildup where the rider's body touches the seat or backrest. Designed to keep the rider cool by reducing the perspiration buildup between you and the seating surface, the Circulator Pad can be installed and removed in seconds for easy cleaning. The low-profile design minimizes seat-height change compared to inflatable pads, while enhancing comfort with its shock-absorbing construction. Manufactured of UV-stable materials, these seat pads resist fading when exposed to the sun. Elastic under-seat strap and non-slip base provide secure installation and the available Circulator Passenger Pillion Pad attaches to the rider pad with hook-and-loop tabs.

51076-10 Large Seat Pad.
Fits Softail®, Touring and Trike models with Original Equipment and accessory seats. Will not fit Bobber or Road Zeppelin seats. Pad width – 16.0".

G. RAIN COVERS*

Featuring a handy storage sack, this black nylon, water-resistant, Cordura® cover packs easily and shelters your seat from the storm.

51638-97 Solo Seat.
Fits H-D® solo seats (except XR and FLSTS).

51639-97 Two-Up.
Fits VRSC™, XG, XL, Dyna® and Softail® models with Two-Up seats. Does not fit Touring and Trike models. Does not fit with Rider Backrests.



***WARNING:** Do not install on models that are not equipped with passenger footpegs. Doing so could result in death or serious injury.



***WARNING:** Do not use while riding; could result in death or serious injury.

A. QUICK-RELEASE SEAT HARDWARE KIT

A raised-logo Harley-Davidson emblem finishes the look. SAE 1/4"-20 thread.

Fits '97-later XG, XL, Dyna®, Softail® (except '12-'17 FLS models equipped with Original Equipment seat), Touring and Trike models equipped with SAE 1/4"-20 seat mount hardware. Does not fit seats equipped with spring-loaded rear seat bracket.

51676-97A	Chrome.
10500093	Gloss Black.

B. SEAT MOUNTING NUTS – GLOSS BLACK

No tools required. Sold in pairs.

10400049

Fits all Softail and Touring models with Original Equipment or Genuine Motor Accessory 2-piece seat and knurled seat mounting nuts.

C. TANK KNEE PAD KITThese self-adhesive rubber knee pads provide a touch of old-school style. The rich black rubber pads feature tapered ribs and a raised Bar & Shield logo to protect the surfaces where your legs contact the tank. The compact pads measure 7.0" by 2.75", and are flexible enough to fit many tank profiles. Sold in matched pairs.

57300065

Fits fuel tanks on many Harley-Davidson Street®, Sportster®, Dyna and Softail models. May cover a portion of fuel tank graphics; check appearance before adhering to tank.



A. QUICK-RELEASE SEAT HARDWARE KIT – CHROME



A. QUICK-RELEASE SEAT HARDWARE KIT – GLOSS BLACK



B. SEAT MOUNTING NUTS – GLOSS BLACK



C. TANK KNEE PAD KIT

THE FLEXIBILITY OF SUPPORT

A HoldFast™ detachable sissy bar and passenger backrest pad is the starting point to build a complete touring machine.

The backrest provides long-range comfort and support while adding a feeling of control and confidence for the passenger. Once the Docking Hardware Kit is installed, adding or removing a HoldFast detachable accessory is a simple “pivot and click” proposition.

DETACHING A HOLDFAST™ ACCESSORY



INSTALL

Position the sissy bar to pivot on the front docking points. Rotate the backrest to engage the rear docking points, and lock it into place with a gentle downward push. That's all there is to do.



REMOVE

Grasp and pull the latching tabs rearward to release the sissy bar and pivot forward to clear the rear docking points. Lift the upright free from the front docking points, and you're done.



A. HOLDFAST™ DOCKING HARDWARE KIT

The ideal choice for maximum versatility, this complete kit contains the docking hardware necessary to install all HoldFast™ detachable accessory options. Even if you only install a passenger backrest today, this kit allows you to add additional accessories as your touring demands change. Kit includes docking points to allow installation of H-D® Detachables™ Sissy Bar, Solo Luggage Rack, Two-Up Luggage Rack, Solo Tour-Pak® Rack or Two-Up Tour-Pak Rack.

Fits '18-later FLFB, FLFBS, FXBR and FXBRS models.

52300643	Chrome.
52300644	Gloss Black.

Fits '18-later FLDE, FLHC, FLHCS, FLSL, FXBB, FXBBS, FXFB, FXFBS, FLFB, FXLR, FXLRS, FXLRST, FXRST and FXST models.

52300645	Chrome.
52300646	Gloss Black.

94 CRUISER

Backrests & Racks

A. HOLDFAST™ SISSY BAR UPRIGHT

A sissy bar and passenger backrest pad is the starting point for building a complete touring machine. The backrest adds long-range comfort and support and provides a feeling of confidence and control for the passenger. HoldFast™ One-Piece Uprights feature an exclusive latch system that permits the backrest to be installed or removed in seconds to add versatility to your ride. The HoldFast sissy bar upright simply slips into position on the docking points, and the fingertip latches are clicked into position for a positive lock. HoldFast Sissy Bars are available in short and standard height for optimized passenger back support. A wide variety of Backrest Pads are available to match your comfort or customizing requirements, and the kit includes a matching 3-point backrest pad mount bracket.

Fits '18-later FLDE, FLHC, FLHCS, FLSL, FXBB, FXBBS and FXST models. Installation requires separate purchase of model-specific Docking Hardware Kit.

52300442	Standard-Height, Chrome.
52300446	Standard-Height, Gloss Black.
52300448	Short, Gloss Black.

Fits '18-later FLFB, FLFBS, FXBR and FXBRS models. Installation requires separate purchase of model-specific Docking Hardware Kit.

52300437	Standard-Height, Chrome.
52300439	Standard-Height, Gloss Black.
52300441	Short, Gloss Black.

Fits '18-later FXFB and FXFBS models. Installation requires separate purchase of model-specific Docking Hardware Kit.

52300454	Standard-Height, Gloss Black.
52300456	Short, Gloss Black.

Fits '18-later FLSB, FXLR, FXLRS, FXLRST and FXRST models. Installation requires separate purchase of model-specific Docking Hardware Kit.

52300432	Standard-Height, Chrome.
52300434	Standard-Height, Gloss Black.
52300435	Short, Gloss Black.



A. HOLDFAST SISSY BAR UPRIGHT – CHROME



A. HOLDFAST SISSY BAR UPRIGHT – GLOSS BLACK



A. STANDARD-HEIGHT HOLDFAST SISSY BAR UPRIGHT – GLOSS BLACK (HERITAGE SOFTAIL MODEL SHOWN)



A. STANDARD-HEIGHT HOLDFAST SISSY BAR UPRIGHT – CHROME (LOW RIDER MODEL SHOWN)



A. SHORT HOLDFAST SISSY BAR UPRIGHT – GLOSS BLACK (LOW RIDER MODEL SHOWN)

CRUISER 95

Backrests & Racks

B. ONE-PIECE TALL RIGID MOUNT SISSY BAR

Strap on your bed roll or your backpack, and hit the road. This classic paper-clip style sissy bar is the perfect finishing touch to a stripped-down bobber motorcycle build. The 21" tall sissy bar features a rolled steel upright that is welded to the rigid-mount side plates for a custom-made look. Bolted directly to the fender struts, the upright offers a narrow profile and a clean installation. Designed to complement two-up and solo-seat equipped motorcycles, this sissy bar kit includes installation hardware for Passenger Backrest Pad P/N 52300504 (pad sold separately). Available in your choice of gloss black or chrome finish, kit includes installation hardware.

Fits '18-later FLDE, FLHC, FLHCS, FLSL, FXBB, FXBBS and FXST models. Does not fit with Boom!™ Audio Cruiser Amp & Speaker Expansion Kit P/N 76000666 or 76000700.

52300503	Chrome.
52300502	Gloss Black.

C. PASSENGER BACKREST PAD – 21" TALL SISSY BAR

Add a comfortable back stop for your passenger. This easy-to-install minimalistic pad utilizes the mounting strap included with the Tall Sissy Bar for a clean, tidy look. The smooth vinyl covered pad is styled to complement a wide variety of stock and accessory seats.

52300504
Fits '18-later FLDE, FLHC, FLHCS, FLSL, FXBB, FXBBS and FXST models equipped with Rigid Mount Tall Sissy Bar Upright P/N 52300502 or 52300503.



B. ONE-PIECE TALL RIGID MOUNT SISSY BAR (SHOWN WITH PASSENGER BACKREST PAD 52300504)



B. ONE-PIECE TALL RIGID MOUNT SISSY BAR



B. ONE-PIECE TALL RIGID MOUNT SISSY BAR



C. PASSENGER BACKREST PAD – 21" TALL SISSY BAR

96 CRUISER

Backrests & Racks

A. PASSENGER BACKREST PAD – COMPACT

Sized to complement low-profile custom seats, this Compact Passenger Backrest Pad combines practical passenger support with custom compact style. Pads include mounting bracket and hardware required for attachment toissy bar upright. Pad height 3.75"; width 6.5".

Fits '18-later Softail® and '22-later Nightster® models equipped with Short or Standard Height HoldFast™ Sissy Bar Uprights. Also fits Touring models equipped with Short H-D® Detachables™ Passenger Sissy Bar Upright P/N 52935-04A, 52610-09A or 54248-09A. Will not fit seats with tall passenger pillion pads.

52300559A	Smooth Black Vinyl.
52300558A	Fat Bob Styling.
52300555A	Red Stitch Breakout Styling.
52300556A	Fat Boy Styling.

B. PASSENGER BACKREST PAD – MID-SIZED

Sized to fit both Low and Standard-Height HoldFast Sissy Bar Uprights, these Mid-Sized Backrest Pads feature a gentle curved shape that cradles the spine and provides hours of passenger comfort. Pad height 7.0"; width 6.75".

Fits '18-later Softail models equipped with Standard Height HoldFast Sissy Bar Uprights. Also fits Touring models equipped with Standard-Height H-D Detachables Passenger Sissy Bar Uprights P/N 52300324, 52627-09A, 54247-09A, 52933-97C or 52805-97B, Tall H-D Detachables Passenger Sissy Bar Upright P/N 52723-06A, Premium H-D Detachables Sissy Bar Upright 52300257 or 52300258.

52300733	Contrast Stitch.
52300560	Smooth Black Vinyl.
52300557	Low Rider Styling.

C. STYLED BACKREST PAD MOUNT

This custom Backrest Mounting Plate replaces the stamped metal mount for a distinctive look. The mirror-finished bracket, chrome-plated mounting hardware and Vivid Black insert contrasts with a leather or vinyl backrest pad to dress your Touring bike in style.

52825-05
Fits Touring models equipped with H-D Detachables Sissy Bar Upright P/N 52805-97B, 52935-04A, 52933-97C, 52723-06A, 52610-09A, 52627-09A, 52300257 or 52300258. Also fits '18-later Softail models equipped with HoldFast Sissy Bar Uprights (except if equipped with Compact Size Pad).



A. PASSENGER BACKREST PAD – SMOOTH BLACK VINYL




A. PASSENGER BACKREST PAD – FAT BOB STYLING



A. PASSENGER BACKREST PAD – '18 BREAKOUT STYLING, RED STITCH



A. PASSENGER BACKREST PAD – FAT BOY STYLING




B. PASSENGER BACKREST PAD – MID-SIZED CONTRAST STITCH



B. PASSENGER BACKREST PAD – MID-SIZED SMOOTH BLACK VINYL



B. PASSENGER BACKREST PAD – MID-SIZED LOW RIDER STYLING



C. STYLED BACKREST PAD MOUNT



D. SPORT LUGGAGE RACK FOR HOLDFAST SISSY BAR UPRIGHTS – CHROME (LOW RIDER MODEL SHOWN)



D. SPORT LUGGAGE RACK FOR HOLDFAST SISSY BAR UPRIGHTS – GLOSS BLACK (LOW RIDER MODEL SHOWN)



E. HOLDFAST TWO-UP LUGGAGE RACK – CHROME (LOW RIDER MODEL SHOWN)



E. HOLDFAST TWO-UP LUGGAGE RACK – GLOSS BLACK (FAT BOB MODEL SHOWN)



F. HOLDFAST LOCKING LATCH – CHROME



F. HOLDFAST LOCKING LATCH – CHROME (TOUR-PAK RACK)

CRUISER 97

Backrests & Racks

D. SPORT LUGGAGE RACK FOR HOLDFAST™ SISSY BAR UPRIGHTS*

Smooth sweeping curves and the brilliant chrome or gloss black finish defines the look of this Sport Luggage Rack. Designed to complement both short and standard-height HoldFast™ Sissy Bar Uprights, this sleek rack adds a practical and stylish touch to the motorcycle. When firmly bolted to the HoldFast Sissy Bar system, the combined backrest and luggage rack can be installed or removed from the bike in seconds for a truly versatile touring or cruising machine. For convenient packing, the side supports of these round bar racks are slotted to accept nylon luggage tie-down straps.

Fits '18-later FLDE, FLHC, FLHCS, FLSL, FXBB, FXBBS and FXST models equipped with HoldFast Sissy Bar Upright.

50300124A	Chrome.
50300125A	Gloss Black.

Fits '18-later FLFB, FLFBS, FXBR and FXBRS models equipped with HoldFast Sissy Bar Upright.

50300127A Gloss Black.

Fits '18-later FLSB, FXFB, FXFBS, FXLR, FXLRS and FXLRST models equipped with HoldFast Sissy Bar Upright.

50300130A	Chrome.
50300131A	Gloss Black.

E. HOLDFAST™ TWO-UP LUGGAGE RACK*

Low-profile styling defines the look of this Two-Up Luggage Rack. Designed to be installed without a sissy bar, this rack is ideal for carrying everything you need on your daily commute. These HoldFast™ Luggage Racks feature an exclusive latch system that permits the rack to be installed or removed in seconds, adding versatility to your ride. The HoldFast rack simply slips into position on the docking points, and the fingertip latches are clicked into position for a positive lock. Available in mirror chrome or rich gloss black finish, the leading edge of the rack features a flip design that keeps luggage from sliding forward, and provides a convenient tie-down attachment point.

Fits '18-later FLDE, FLHC, FLHCS, FLSL, FXBB, FXBBS and FXST models equipped with two-up seats. Installation requires separate purchase of model-specific Docking Hardware Kit. FLHC and FLHCS models with oversize international registration plates may interfere with Luggage Rack and may require separate purchase of License Plate Relocation Kit P/N 67900472.

50300133 Gloss Black.

Fits '18-later FLSB, FXLR, FXLRS, FXLRST and FXRST models equipped with two-up seats. Installation requires separate purchase of model-specific Docking Hardware Kit.

50300136 Chrome.

F. HOLDFAST™ LOCKING LATCH

Secure your valuables. This locking system allows you to protect your HoldFast™ Sissy Bar, Luggage Rack or Tour-Pak® Mounting Rack from theft, providing security and peace of mind when parking your vehicle. The kit includes (2) keys and (1) locking mechanism

Fits '18-later Softail® models equipped with HoldFast detachable Sissy Bar, Luggage Rack or Solo Tour-Pak Mounting Rack.

52300513	Chrome.
52300514	Black.

Fits '18-later FLDE, FLHC, and FLHCS models equipped with HoldFast detachable Two-Up Tour-Pak Mounting Rack.

52300518	Chrome.
52300519	Black.



***WARNING:** Do not use this rack as a seat. Do not exceed the fender rack weight capacity. Using as seat or exceeding this capacity could cause handling problems, which could result in loss of control and death or serious injury.

98 CRUISER

Saddlebags

A. H-D® DETACHABLES™ SADDLEBAGS

Sized for commute to work or a ride across the country, these modern bags are styled to complement the stripped down look of the Softail® cruiser models. These modern waterfall-style saddlebags are completely removable with the simple pull of the internal handle and a rearward slide, leaving your bike stripped down and unencumbered. When removed, the bag leaves behind simple, inconspicuous docking points. The bags feature a flip back lid and a reinforced vinyl-wrapped body with perforated style panels that complement stock and many accessory seats. The bags are finished with nickel snap-to-close hardware and a black chrome Harley-Davidson® signature medallion. Bags include all required mounting hardware, and can be installed with HoldFast™ sissy bars and racks when equipped with model-specific docking hardware. Luggage capacity: 2,170 cubic inches total

90201561A

Fits '18-later FLSL, FXBB, FXBBS, FXLR, FXLRS and FXST models. Does not fit FXST and FLSL models in Europe, India, or Japan. Installation requires separate purchase of License Plate/Turn Signal Relocation Kit P/N 67800802A or 67800830A.

B. H-D DETACHABLES LEATHER SADDLEBAGS – NOSTALGIC STYLE

These traditional throw-over style leather saddlebags are completely removable with the simple pull of the internal handle, leaving your bike clean and ready to cruise the boulevard. When removed, the bag leaves behind simple, inconspicuous docking points. Styled to complement the unique look of the stripped-down Softail Slim® and Street Bob® models, these bags feature a leather tub and a reinforced lid that complement stock and many accessory seats. The traditional leather straps and the brass buckles and hardware add a distinctive retro look. Bags include all required mounting hardware, and can be installed with HoldFast sissy bars and racks when equipped with model-specific docking hardware. Luggage capacity: 2,170 cubic inches total.

90201552A

Fits '18-later FLSL, FXBB, FXBBS, FXLR, FXLRS and FXST models. Installation requires separate purchase of License Plate/Turn Signal Relocation Kit P/N 67800802A or 67800830A..

Shown with:
REAR TURN SIGNAL/LICENSE PLATE RELOCATION KIT
Required for saddlebag installation on certain Softail models, these elegant sweeping mounts move the turn signals and the side-mount rearward on the fender struts, maintaining the stock lines. Available in chrome or gloss black to match the Original Equipment fender strut covers.

Fits '18-later FLFB, FLFBS, FLSL, FXBB, FXBBS, FXFB, FXFBS, FXBR, FXBRS, FXLR, FXLRS and FXST models.

67800802A Chrome.

67800830A Black.

NOTE: Some Harley-Davidson® saddlebags are made of leather. Fine leathers or other natural materials WILL gain “character,” such as wrinkles or wear, with age. This is normal. A fine, aged patina and character wrinkles are a sign of the extremely high-quality materials used to construct your saddlebags. The appearance of scars or marks on the leather is a result of using natural leather panels and should not be thought of as an imperfection. Please use Harley-Davidson® Leather Protectant P/N 93600034 to protect your investment.



A. H-D DETACHABLES SADDLEBAGS



B. H-D DETACHABLES LEATHER SADDLEBAGS – NOSTALGIC STYLE



C. H-D DETACHABLES LOCKING SADDLEBAGS – BREAKOUT SHOWN



D. H-D DETACHABLES SADDLEBAGS – BRASS TRIM (BREAKOUT MODEL SHOWN)

CRUISER 99

Saddlebags

C. H-D® DETACHABLES™ LOCKING SADDLEBAGS

Shaped to complement the flowing lines of the Softail® cruiser models, these premium saddlebags feature a classic slant-style design with a modern twist. Wrapped in a combination of smooth and perforated-look vinyl, the hardshell bags will retain their shape in all kinds of weather. The hinged locking lid tilts outward for easy one-handed access. And when your trip is over, the bags can be removed with the simple turn of the internal lever, leaving behind nothing but inconspicuous docking points. Bags include all required mounting hardware, and can be installed with HoldFast™ sissy bars and racks when equipped with model-specific docking hardware.

90201513A

Fits '18-later FLFB, FLFBS, FXBR and FXBRS models. Installation requires separate purchase of License Plate/Turn Signal Relocation Kit P/N 67800802 or 67800830. Luggage capacity: 2,840 cubic inches total.

D. H-D DETACHABLES SADDLEBAGS – BRASS TRIM

Trimmed with classic valise straps, brass buckles and a matching brass Harley-Davidson® signature medallion, these bags are the perfect complement to your custom ride. These large-capacity lockable detachable saddlebags are completely removable with the simple pull of the internal handle, leaving your bike clean and ready to cruise the boulevard. When removed, the bags leave behind two simple, inconspicuous docking points. These handsome slant-style bags feature push-button latching swing-out lids that are easy to operate with one hand. The hard-shell design retains its shape in all kinds of weather, and the locking hinged lids offer modern convenience and security. Bags include all required mounting hardware, and can be installed with HoldFast sissy bars and racks when equipped with model-specific docking hardware.

90201645A

Fits '18-later FLFB, FLFBS, FXBR and FXBRS models. Installation requires separate purchase of License Plate/Turn Signal Relocation Kit P/N 67800802A or 67800830A. Luggage capacity: 2,840 cubic inches total.

NOTE: Some Harley-Davidson® saddlebags are made of leather. Fine leathers or other natural materials WILL gain “character,” such as wrinkles or wear, with age. This is normal. A fine, aged patina and character wrinkles are a sign of the extremely high-quality materials used to construct your saddlebags. The appearance of scars or marks on the leather is a result of using natural leather panels and should not be thought of as an imperfection. Please use Harley-Davidson® Leather Protectant P/N 93600034 to protect your investment.

100 CRUISER

Saddlebags

A. OVERWATCH QUICK-RELEASE SADDLEBAGS

These saddlebags feature a classic T-Sport profile with modern features. The new two-point mounting system makes it fast and easy to remove and install these bags, with a clean look when the bags are not installed. Features a rugged ballistic nylon shell with leather lid and an internal sag-prevention design to maintain original shape. The durable materials offer UV fade resistance.

The internal limiter strap prevents contents from spilling when opened. Keep necessities accessible with an external zipper pocket for quick access to small items. Waterproof dry bags included. An internal locking mechanism secures the bags to bike and prevents unwanted removal from the vehicle. Compatible with existing HoldFast™ racks, backrests, and other components

Luggage Capacity:
Collapsed Volume -
Left bag - 1,118.74 in³
Right Bag - 1,260.00 in³
Expanded Volume -
Left bag - 1,478.74 in³
Right Bag - 1,610.00 in³
90202332
Fits '18-later FL5B, FL5L, FXBB, FXBBS, FXLR, FXLRS, FXLRST and FXST models. All models (except FL5B and FXLRST) require appropriate turn signal relocation kit. Domestic FL5L, FXBB and FXBBS require additional parts to move tail light, see instruction sheet. FXBB, FXBBS, FL5L and FXST DOM and CAL models require the license plate to be relocated. See instruction sheet for parts list and assembly instructions.

B. OVERWATCH THROW-OVER SADDLEBAGS

Perfect for a road-trip weekend or the daily commute, these convenient Throw-Over bags are designed to be easy to install or remove from the motorcycle and can be zipped off their yoke to carry away with convenient built-in handles. Constructed from 1680 denier, UV-stable, PVC-backed nylon. Adjustable Yoke fits below or over passenger seat. Zippers on each side of the yoke make it easy to release the bags to carry into home, hotel or work. Roll-top waterproof liners protect gear from the weather. Liners are high-visibility gray color, making the bag contents visible even in low light. Zippered pocket in each bag lid to hold small items such as keys or wallet. Laser-cut MOLLE system on bag tops and ends provide mounting options for straps, bungee cord or carabiners to secure gear externally. Rugged quick-release buckles secure the lids. Luggage capacity: 700 cubic inches per bag, 6 pound load rating per bag.

90202693
Fits MY22-later RH975 and RH975S. Fits '00-later XL models (except XL1200CX, XL1200S, XL1200T, and '02-'03 XL883R) and '94-'15 XL models (except XL1200S, XL1200T, and '02-'03 XL883R) without H-D Detachables. Fits '08-later Dyna® models (except FLD) without H-D® Detachables sissy bars or racks. Fits '18-later FL5L, FXBB, FXBBS and FXST. All fitments require model specific H-D Saddlebag supports.

NOTE: Some Harley-Davidson® saddlebags are made of leather. Fine leathers or other natural materials WILL gain “character,” such as wrinkles or wear, with age. This is normal. A fine, aged patina and character wrinkles are a sign of the extremely high-quality materials used to construct your saddlebags. The appearance of scars or marks on the leather is a result of using natural leather panels and should not be thought of as an imperfection. Please use Harley-Davidson® Leather Protectant P/N 93600034 to protect your investment.

NOTE: Some Harley-Davidson® saddlebags are made of leather. Fine leathers or other natural materials WILL gain “character,” such as wrinkles or wear, with age. This is normal. A fine, aged patina and character wrinkles are a sign of the extremely high-quality materials used to construct your saddlebags. The appearance of scars or marks on the leather is a result of using natural leather panels and should not be thought of as an imperfection. Please use Harley-Davidson® Leather Protectant P/N 93600034 to protect your investment.

B. OVERWATCH THROW-OVER SADDLEBAGS

A. OVERWATCH QUICK-RELEASE SADDLEBAGS



C. FXLRST SADDLEBAGS – VIVID BLACK



D. SINGLE-SIDED SWINGARM BAG – ANTIQUE BROWN LEATHER



D. SINGLE-SIDED SWINGARM BAG – BLACK LEATHER

CRUISER 101

Saddlebags

C. FXLRST SADDLEBAGS - VIVID BLACK

Ready to road trip? These detachable rigid saddlebags are shaped to perfectly match the West Coast performance style and attitude of Harley-Davidson® Low Rider® and Low Rider® S models. The clam-shell design is easy to load and unload and can be opened with one hand by a seated rider. A damping device allows the saddlebag lids to open smoothly. The bags can be removed in seconds with an internal quick-release mechanism, leaving behind mounting points that are barely visible. The bags can also be locked to the bike from the inside and locked closed externally by keying the included lock set to match the vehicle key. Includes mounting hardware. Combined saddlebag capacity is 1.9 cubic feet (50L).

90202534DH
Fits '18-later FL5B, FXLR and FXLRS models. FXLR and FXLRS require separate purchase of Turn Signal Relocation Kit P/N 67801349.

D. SINGLE-SIDED SWINGARM BAG

Less is more. With enough room for the essentials, these stylish Swingarm Bags eliminate the need to stuff your pockets or bungee a bag across the passenger pillion. Shaped to hug the contour of your bike's frame, these compact bags add an old-school look. Bags are constructed of heavyweight leather and feature a pouch-style flap lid that is secured with two traditional straps and buckles. The semi rigid-backed bag is secured to the left side of the bike with easy-to-install adjustable straps. Luggage capacity: 450 cubic inches total.

SINGLE-SIDED SWINGARM BAG – ANTIQUE BROWN LEATHER

Crafted from supple brown pull-up leather, this classic Swingarm Bag will gain character and a well-worn authentic look with use. The flip-open lid is secured with traditional straps and buckles, and the bag features antique hardware that complements the old-school look.

90201568
Fits '00-later Softail® models (except FLSTC, FLSTNSE, FLSTSE, FXDRS, FXCW, and FXCWC). Does not fit models equipped with left-hand toolbox, passenger footboards, chrome swingarm covers, saddlebags, or saddlebag guards.

SINGLE-SIDED SWINGARM BAG – BLACK LEATHER

Constructed with heavy boot-grade leather, this rich black Swingarm Bag is the perfect complement to any paint color or customizing style. The flip-open lid is secured with quick-disconnect clips hidden behind the traditional leather straps and brushed nickel-finished buckles.

90201567
Fits '00-later Softail models (except FLSTC, FLSTNSE, FLSTSE, FXDRS, FXCW, and FXCWC). Does not fit models equipped with left-hand toolbox, passenger footboards, chrome swingarm covers, saddlebags, or saddlebag guards.

NOTE: Some Harley-Davidson® saddlebags are made of leather. Fine leathers or other natural materials WILL gain “character,” such as wrinkles or wear, with age. This is normal. A fine, aged patina and character wrinkles are a sign of the extremely high-quality materials used to construct your saddlebags. The appearance of scars or marks on the leather is a result of using natural leather panels and should not be thought of as an imperfection. Please use Harley-Davidson® Leather Protectant P/N 93600034 to protect your investment.

SOFTAIL

102 CRUISER

Saddlebags

A. BLACK STANDARD LINE THROW-OVER SADDLEBAGS

Made of ultra-durable leather-like synthetic featuring a debossed H-D #1 logo, the Black Standard Line Bags have a simple, black on black style that complements many styling directions and budgets. An internal reinforcement system maintains the bag's shape over time. The "MOLLE-style" system of mounting loops accommodate hook and loop straps and allow for versatility in mounting. The bags feature matte black enamel buckles with hidden quick-detach buckles underneath. These Throw-Over Bags feature side gussets for increased capacity and straight and perpendicular mounting loops for easy mounting. Quick-release buckles get you in and out of the bag fast. These Throw-Over Bags can be used with or without a passenger pillion. If used with a passenger pillion, the straps should be mounted under the pillion and the cross-over straps feature a soft, non-scratch backing. Installation requires purchase of Saddlebag Support Rails and may require the purchase of a Turn Signal Relocation Kit. Large bag measures: 16.5" L x 11.5" H x 7" D. Internal capacity: 1,350CI. Weight capacity: 10 lbs/bag. Compact bag measures: 10" L x 11.5" H x 5.25" D. Internal capacity: 600CI. Weight capacity: 6 lbs/bag.

Fits '82-'22 XL (except XL1200T), '08-'17 Dyna® (except FLD), '84-'99 Softail®, and '18-later Softail models equipped with H-D® Saddlebag Supports. '18-later Softail models require purchase of Turn Signal Relocation Kit P/N 67800802A or 68700830A.

90201770	Large.
90201769	Compact.

B. SADDLEBAG SUPPORTS – GLOSS BLACK

Required to keep your throw over-style saddlebags away from the wheel, swingarm and brake caliper. Fits with or without Sissybar Uprights.

90201777
Fits '18-later FLSL, FXBB, FXBBS and FXST models. Required with Throw-Over Saddlebags P/Ns 90201770 or 90201769.

C. SADDLEBAG TRAVEL-PAKS – HERITAGE MODEL

Simplify packing and unpacking your motorcycle. Made from water-resistant material, these liners are designed to fit into the Original Equipment saddlebags on Heritage Classic models and Softail® Deluxe Rigid Mount Saddlebags P/N 90201558. The Travel Pak bags feature two-way zippers for easy access, and embossed Bar & Shield patches for style.

93300107
Fits '18-later FLHC and FLHCS models with Original Equipment saddlebags. Also fits FLDE models equipped with Softail Deluxe Rigid Mount Saddlebags P/N 90201558.

D. SADDLEBAG TRAVEL-PAKS – SPORT GLIDE® MODEL

Simplify packing and unpacking your motorcycle. These well-constructed water-resistant bags are designed to fit perfectly into the Sport Glide® model's saddlebags. The soft sides conform to the interior of the luggage to help use every available inch of space. Styled with a Bar & Shield logo, these bags feature heavy-duty zippers, comfortable carrying handles and convenient D-rings for optional shoulder straps.

93300110
Fits '18-later FLSB and '22-later FXLRST models. Also fits '18-later FXLR and FXLRS models equipped with ST Saddlebags P/N 90202534.

E. SADDLEBAG GUARDS

Saddlebag guards provide a style borrowed from the past that makes a unique statement here and now. Includes mounting hardware and instructions.

Fits '18-later FLHC and FLHCS models.

90201312	Chrome.
90201315	Black.

NOTE: Some Harley-Davidson® saddlebags are made of leather. Fine leathers or other natural materials WILL gain "character," such as wrinkles or wear, with age. This is normal. A fine, aged patina and character wrinkles are a sign of the extremely high-quality materials used to construct your saddlebags. The appearance of scars or marks on the leather is a result of using natural leather panels and should not be thought of as an imperfection. Please use Harley-Davidson® Leather Protectant P/N 93600034 to protect your investment.



A. BLACK STANDARD LINE THROW-OVER SADDLEBAGS – LARGE



A. BLACK STANDARD LINE THROW-OVER SADDLEBAGS – COMPACT



B. SADDLEBAG SUPPORTS – GLOSS BLACK



C. SADDLEBAG TRAVEL-PAKS – HERITAGE MODEL



D. SADDLEBAG TRAVEL-PAKS – SPORT GLIDE MODEL



E. SADDLEBAG GUARDS – CHROME



E. SADDLEBAG GUARDS – BLACK



F. TOUR-PAK LUGGAGE – HERITAGE STYLE



G. HOLDFAST SOLO TOUR-PAK LUGGAGE MOUNTING RACK – GLOSS BLACK



H. HOLDFAST TWO-UP TOUR-PAK MOUNTING RACK – CHROME



H. HOLDFAST TWO-UP TOUR-PAK MOUNTING RACK – GLOSS BLACK (FLSB MODEL SHOWN)

CRUISER 103

Tour-Pak® Luggage

TOUR-PAK® LUGGAGE

When you're serious about racking up the miles, Tour-Pak® luggage systems allow you to pack everything you need for a cross-country trip or a run to the grocery store. Each style of Tour-Pak Luggage features a lockable lid and a matching backrest pad. And, when you arrive at your destination, the Tour-Pak and its HoldFast™ Mounting Rack can be removed in seconds to return your bike to a stripped-down profile. Each Tour-Pak carrier has a capacity of 2,580 cubic inches (enough to fit one full-face helmet or two half helmets) and measures 18.5" W x 18.75" D x 12.25" H. Mounting racks and docking kits are sold separately.

Fits '18-later FLDE, FLHC, FLHCS, FLSB, FLSL, FXBB, FXBBS and FXST models equipped with HoldFast Detachable Solo or Two-Up Tour-Pak Mounting Rack.

F. TOUR-PAK LUGGAGE – HERITAGE STYLE

Accented with twin rows of blacked-out rectangular studs, this Tour-Pak Carrier is the perfect match for the seats and saddlebags on your Heritage Softail® model.

53000598

HOLDFAST™ DETACHABLE TOUR-PAK LUGGAGE MOUNTING RACK

Harley-Davidson® HoldFast docking hardware allows you to transform your ride in the blink of an eye. Switch from a comfortable passenger backrest to load-hauling Tour-Pak luggage in seconds. You can easily remove the Tour-Pak luggage for easy maneuverability around town and reinstall it for an epic ride across the country. Tour-Pak Luggage and model-specific Docking Hardware Kits sold separately.

G. HOLDFAST SOLO TOUR-PAK LUGGAGE MOUNTING RACK

The Solo Tour-Pak Mounting Rack moves the Softail Tour-Pak luggage forward to a comfortable rider-supporting position. Designed for use with a solo seat, this Rack positions the Tour-Pak luggage over the fender to serve as a backrest for the rider. Tour-Pak can be repositioned forward or aft over a .75" range to maximize rider space. Simple fingertip operated latches release the rack from the docking hardware for easy removal.

Fits '18-later FLDE, FLHC, FLHCS, FLSL, FXBB, FXBBS and FXST models equipped with a solo seat. Installation requires separate purchase of model-specific Docking Hardware Kit.

50300176 Gloss Black.

H. HOLDFAST TWO-UP TOUR-PAK MOUNTING RACK

With the HoldFast Two-Up Tour-Pak Mounting Rack, you can change your riding style in seconds. With a simple pull of the HoldFast latches, you can convert your bike from a touring machine with a Tour-Pak carrier to a street cruiser with a detachable sissy bar upright. When using a Tour-Pak carrier, the rack is adjustable over a .75" range, allowing the Tour-Pak carrier to be located for maximum passenger room and comfort.

Fits '18-later FLDE, FLHC and FLHCS models equipped with a two-up seat. Installation requires separate purchase of model-specific Docking Hardware Kit. FLHC and FLHCS models with oversize international registration plates may interfere with Luggage Rack and may requires separate purchase of License Plate Relocation Kit P/N 67900472.

50300186	Chrome.
50300188	Gloss Black.

Fits '18-'21 FLSB models equipped with a two-up seat. Installation requires separate purchase of model-specific Docking Hardware Kit.

50300192 Gloss Black.

SOFTAIL

104 CRUISER

Suspension

A. PROFILE® LOW FRONT SUSPENSION*

Designed by Harley-Davidson and Showa®, this kit reduces the front fork length by over 1.0". This Profile® Low front suspension utilizes dual bending valve technology to preserve original ride quality. Springs are wound to allow a compliant, yet controlled ride. A perfect addition during the installation of chrome or gloss black lower fork sliders, the kit includes two fork springs, two damper tubes, seals and hardware.

45500427
Fits '18-later FLDE, FLHC, FLHCS, FLSL, FXBB, FXBBS, FXLR and FXST models. FLDE model requires separate purchase of Jiffystand P/N 50000156. FXBB, FXBBS and FXST models require separate purchase of Jiffy Stand P/N 50000127. FLHC and FLHCS models must be equipped with Profile Low Rear Suspension P/N 54000134 and requires separate purchase of Jiffystand P/N 50000156..

B. PROFILE LOW REAR SUSPENSION*

This suspension lowers the seat height approximately .75" while preserving ride quality. Spring and damping rates are tailored to ensure a controlled ride. Shock features multi-staged damping to ensure optimal performance under varying conditions. The pre-load adjuster allows easy access for setting proper sag according to rider's weight for optimal comfort. Kit includes one rear shock absorber.

54000134
Fits '18-later FLHC and FLHCS models. Installation requires separate purchase of Jiffy Stand P/N 50000127 if not equipped with Profile Low Front Suspension P/N 45500427.
54000143
Fits '18-later FXFB and FXFBS models. Installation requires separate purchase of Jiffy Stand P/N 50000127.

C. TALL REAR SHOCK*

This tall rear shock can be used to raise the motorcycle seat height for comfort or to increase lean angle for more cornering clearance during aggressive riding. Increased rear wheel travel may improve comfort and reduce suspension bottoming for some riders. Pre-load is adjustable using a Spanner Wrench (sold separately) to dial in sag based on weight of rider, passenger and luggage, for ideal handling and ride. Designed and validated by Harley-Davidson for fit and performance you can count on.

54000294
Fits '18-later Softail® models (except FLHC, FLHCS, FXFB, FXFBS, FLFB and FLFBS). Original Equipment on '22-later FXLRS and FXLRST models.



A. PROFILE LOW FRONT SUSPENSION



B./C. SOFTAIL REAR SUSPENSION



***WARNING:** Installation of any accessory suspension components may affect cornering clearance and jiffy stand operation. This could distract the rider, causing loss of control and death or serious injury.



***WARNING:** The Profile Low Front Spring Kit cannot be used independently and must be used with the appropriate Profile Rear Shock Lowering Kit. Installation of any accessory suspension components may affect cornering clearance and jiffy stand operation. This could distract the rider, causing loss of control and death or serious injury.

CRUISER 105

Suspension

D. SCREAMIN' EAGLE® SOFTAIL® SUSPENSION TUNED BY ÖHLINS® FRONT KIT

Now you can experience the ultimate in handling and ride quality with this Screamin' Eagle®/Öhlins® Double Cartridge Fork Kit. Converts the Original Equipment front suspension with high-performance components from the suspension experts at Öhlins®. Provides superior ride quality and adjustability to match your riding style. Set the sag with the adjustable preload then fine tune the response with adjustable compression and rebound damping.

- External adjustment for compression, rebound damping and preload
- Compression in the left leg
- Rebound in the right leg
- Easy to dial up performance adjustments based on riding style and weight of rider and gear
- Fully serviceable and repairable by Öhlins®
- Kit includes left and right cartridge, springs and oil. Installation tools sold separately. Installation by authorized Harley-Davidson dealer highly recommended due to required specialty tools.

45400356
Fits '18-Later Softail® models with traditional front forks. Installation by authorized Harley-Davidson® dealer recommended due to required specialty tools.

E. SCREAMIN' EAGLE®/ÖHLINS® REMOTE RESERVOIR REAR SUSPENSION

Experience the ultimate in handling and ride quality with this Screamin' Eagle®/Öhlins® Remote Reservoir Rear Shock. This mono tube remote reservoir coil-over shock is adjustable to match your riding style. Set the sag with the adjustable preload then fine tune the response with adjustable compression and rebound damping. These shocks perform great and add a performance style with a remote reservoir and exposed adjusters. Expertly tuned by Öhlins® and Screamin' Eagle® with the aggressive Softail® rider in mind.

- No tools required for preload, compression and rebound damping adjustments so changes can be made quickly and easily
- Use external adjuster to set suspension preload for optimal performance based on rider, passenger, and gear weight
- Adjustable compression damping on the remote reservoir
- Adjustable rebound damping on bottom of shock body
- 46mm piston diameter
- Hard-anodized precision CNC-machined components
- High-pressure nitrogen gas-charged design resists heat fading and low-friction shaft/seal head design for smooth performance
- Fully serviceable and repairable through Öhlins®

54000325
Fits '18-Later Softail models. Models not factory-equipped with a preload adjuster side cover will require a separate purchase of P/N 54000321.

F. SCREAMIN' EAGLE®/ÖHLINS® REMOTE RESERVOIR REAR SUSPENSION - INSTALL KIT

Screamin' Eagle®/Öhlins® Remote Reservoir Rear Suspension Installation kit for Softail® models not factory equipped with a remote reservoir adjuster/side cover.

54000321
Fits '18-Later Softail models not factory equipped with external remote preload adjustment.



D. SCREAMIN' EAGLE SOFTAIL SUSPENSION TUNED BY ÖHLINS® FRONT KIT



E. SCREAMIN' EAGLE®/ÖHLINS® REMOTE RESERVOIR REAR SUSPENSION



F. SCREAMIN' EAGLE®/ÖHLINS® REMOTE RESERVOIR REAR SUSPENSION – INSTALL KIT



***WARNING:** Installation of this kit may affect cornering clearance. This could distract the rider, causing loss of control, resulting in death or serious injury.

SOFTAIL

106 CRUISER

Foot Controls

MID-CONTROLS FOR SOFTAIL® MODELS

Moving foot pegs and controls from a forward to mid location on the motorcycle puts you in better position position for aggressive riding. These mid-control options are a perfect solution for performance-oriented Softail® model customization and will not compromise vehicle function or handling. Mid-Controls in Original Equipment and Accessory configurations can be mixed or matched depending on vehicle customization and additional accessories.

A. ORIGINAL EQUIPMENT MID-CONTROLS

These Mid Control Kits place the shift side and brake side mid-control components in the Original Equipment configuration.

50501988 Brake Side.
Fits '18-later FLSB, FXFB and FXFBS models. Requires separate purchase of Original Equipment Mid-Controls - Shift Side P/N 50502090 and Screamin' Eagle® High Flow Exhaust System P/N 64900828 or P/N 64900829 or a custom exhaust system.

50502090 Shift Side.
Fits '18-later FLSB, FXFB and FXFBS models. Requires separate purchase of Original Equipment Mid-Controls - Brake Side P/N 50501988 and Screamin' Eagle® High Flow Exhaust System P/N 64900828 or P/N 64900829 or a custom exhaust system. Also requires separate purchase of Primary Housing P/N 36500105 and Primary Cover P/N 25700937, 25700941, 25700851 or 25700850 and necessary hardware and gaskets per service parts manual. Dominion™ Primary Covers will require separate purchase of Oil Fill Insert Kit P/N's 25700804, 25700805, 25700806, or 25700807. '18 FXFB and FXFBS require separate purchase of Cover P/N 25700933 and Gasket P/N 25701080, except when installing Dominion™ Primary Covers.

B. ACCESSORY MID-CONTROLS

These Mid-Control Kits place the shift side and brake side mid-control components in an Accessory configuration that can be installed without changing other components on the motorcycle.

50502040 Brake Side.
Fits '18-later FLSB, FXFB, FXFBS, and FXDRS models. Requires separate purchase of Accessory Mid-Controls - Shift Side P/N 50502041.

50502041 Shift Side.
Fits '18-later FLSB, FXFB, FXFBS, and FXDRS models. Requires separate purchase of Accessory Mid-Controls - Brake Side P/N 50502040.



A. ORIGINAL EQUIPMENT MID-CONTROLS FOR SOFTAIL MODELS – BRAKE SIDE



A. MID-CONTROLS FOR SOFTAIL MODELS – SHIFT SIDE



B. ACCESSORY MID-CONTROLS – BRAKE SIDE



B. ACCESSORY MID-CONTROLS – SHIFT SIDE



A. ORIGINAL EQUIPMENT MID-CONTROLS – BRAKE AND SHIFT SIDE



B. ACCESSORY MID-CONTROLS – BRAKE AND SHIFT SIDE

CRUISER 107

Foot Controls

C. FOOTBOARD-TO-FOOTPEG CONVERSION KIT.

Add an aggressive look to your FL Softail® motorcycle. These support kits are designed to allow installation of mini Footboards and footpegs. Kit Includes left and right mounting brackets and all necessary installation hardware. Mini footboards and footpegs sold separately.

50501640
Fits '18-later Softail® models originally equipped with footboards. Requires separate purchase of '18-later Original Equipment or accessory Softail Standard rider Footpegs.

D. EXTENDED REACH FORWARD CONTROL KIT*

Stretch out in the saddle. This kit extends the rider foot controls a full 3.0" forward of the stock location, providing the tall rider a comfortable riding position. This comprehensive kit includes everything necessary for installation. Kit includes new black painted brake and shifter mounting assemblies, extended shift rod, brake line and all necessary hardware. The kit is compatible with Original Equipment or accessory footpegs, brake and shift levers and brake pedal pad and shifter peg.

50500840
Fits '18-later FXBR and FXBRS models with ABS. Not compatible with Engine Guards.

E. STANDARD FORWARD CONTROL KIT*

Stretch out for maximum comfort and style. This complete kit includes all components necessary to convert a mid control-equipped '18-later Softail® model to forward controls. Moves controls 7.5" forward from mid control foot position. Kit is available in chrome to match your customizing style.

Fits '18-later FXBB, FXBBS, FXLR, FXLRS, FXLRST and FXST models. Compatible with Original Equipment or Accessory Footpegs that fit those models.

50700061 Chrome



C. ORIGINAL EQUIPMENT FOOTBOARD-TO-FOOTPEG CONVERSION KIT.



C. BOARD-TO-PEG CONVERSION KIT



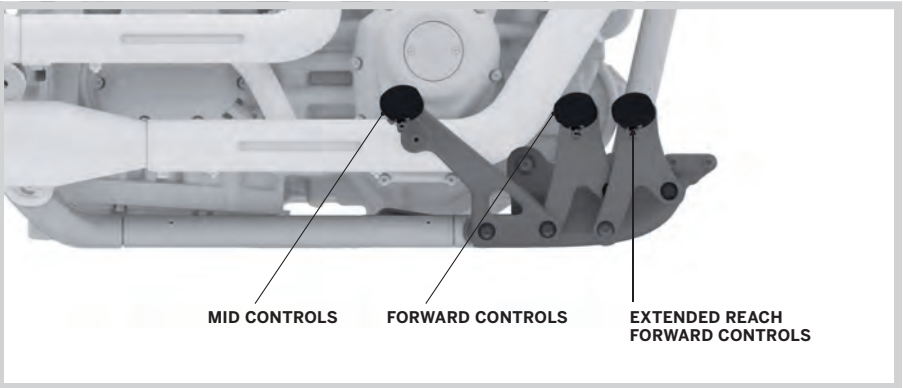
C. BOARD-TO-PEG CONVERSION KIT



D. EXTENDED REACH FORWARD CONTROL KIT



E. STANDARD FORWARD CONTROL KIT – CHROME



FOOT CONTROL POSITION COMPARISON

108 CRUISER

Foot Controls

A. BILLET STYLE REAR BRAKE LEVER – FORWARD CONTROLS

Styled to complement our billet style mirror stems and hand and foot controls, these slotted Rear Brake Levers are forged from aluminum, then machined and polished for a beautiful, custom look. Available in your choice of satin black powder coat or edge cut black anodized and machined aluminum finishes. Brake pedal pads sold separately.

Fits '18-later Softail® models equipped with forward controls (except FXBR and FXBRS). Also fits '18-later FXBB, FXBBS, and FXLR models and '20-later FXLRS, FXLRST and FXST models equipped with Standard Forward Control Kits P/N 50700060 or 50700061.

41600219	Satin Black.
41600220	Edge Cut.

B. BILLET STYLE SHIFT LEVERS – FORWARD CONTROLS

Forged from aluminum, these Billet Style Shift Levers are machined and polished for a beautiful, custom look. Available in your choice of mirror chrome, satin black powder coat or edge cut black anodized and machined aluminum finishes. Includes chrome hardware. Shifter pegs sold separately.

Fits '18-later FLSB, FXDRS, FXFB, FXFBS, FXBR and FXBRS models equipped with forward controls and '18-later FLDE, FLFB, FLFBS, FLHC, FLHCS and FLSL models equipped with footboards. Also fits '18-later FXBB, FXBBS, and FXLR models and '20-later FXLRS, FXLRST and FXST models equipped with Standard Forward Control Kits P/N 50700060 or 50700061.

33600167	Chrome.
33600168	Satin Black.

C. BILLET STYLE HEEL/TOE SHIFT LEVER


Add a traditional heel-toe shift action and a contemporary new look. These Billet Style Shift Levers are forged from aluminum, then machined and polished for a beautiful, custom finish. Available in your choice of mirror chrome, satin black powder coat or edge cut black anodized and machined aluminum finishes. Kit includes a front and rear lever and chrome hardware.

Fits '18-later FLDE, FLFB, FLFBS, FLHC, FLHCS and FLSL models equipped with footboards.

33600164	Chrome.
33600165	Satin Black.
33600166	Edge Cut.



A. BILLET STYLE REAR BRAKE LEVER – FORWARD CONTROLS – SATIN BLACK



A. BILLET STYLE REAR BRAKE LEVER – FORWARD CONTROLS



B. BILLET STYLE REAR SHIFT LEVER – FORWARD CONTROLS – CHROME



B. BILLET STYLE REAR SHIFT LEVER – FORWARD CONTROLS



C. BILLET STYLE HEEL/TOE SHIFT LEVER – CHROME



C. BILLET STYLE HEEL/TOE SHIFT LEVER



D. HEEL SHIFT LEVER – CHROME



D. HEEL SHIFT LEVER – BLACK



E. SHIFT ROD LEVER – BLACK



F. CUSTOM GEAR SHIFT LINKAGE – ROUND GLOSS BLACK



G. CUSTOM GEAR SHIFT LINKAGES

CRUISER 109

Foot Controls

D. HEEL SHIFTER LEVER

Add the convenience of a heel shifter to your footboard-equipped Softail® model. This traditional Heel Shifter Lever permits you to upshift with a downward tap of your boot heel – eliminating the need to wedge your toe under the forward lever and reducing wear on the top of your boot. Styled to match the Original Equipment toe shifter, this easy-to-install kit includes the heel shift lever, extended shifter shaft, shifter peg and mounting hardware.

33600224 Chrome.
Fits '18-later FL Softail models equipped with footboards.

33600314 Satin Black.
Fits '18-later FL Softail® models equipped with footboards.

E. SHIFT ROD LEVER – BLACK

Complete your bike's black-out look. This gloss black shift rod lever replaces the OE or Accessory chrome lever to create a cohesive, black-out look across your bike.

33600318
Fits '18-later FL Softail models.

F. CUSTOM GEAR SHIFT LINKAGE – ROUND GLOSS BLACK

Add the finishing touch to your blacked-out ride. This Gloss Black Shift Linkage is easy to install and includes a transmission lever cover and decorative acorn nuts and bolts for a complete custom look.

33600259
Fits '86-later Softail (except '18-later FXBB, FXBBS, FXLR, FXLRS, FXLRST and '20-later FXST), Touring and Trike models. (Does not fit '97-'99 FLSTS or models equipped with Softail Extended Reach Forward Controls.)

G. CUSTOM GEAR SHIFT LINKAGES

Kick your custom into gear with this collection of high-quality custom shift linkages. Available in a variety of designs to match your bike's style, these linkages feature aircraft-quality rod ends for easy adjustment and smooth operation. The easy-to-install linkage kit also includes a transmission lever cover for '86-'17 Softail and '86-'16 Touring and Trike models, and decorative acorn nuts and bolts for a complete custom look.

Fits '86-later Softail (except '18-later FXBB, FXBBS, FXLR, FXLRS, FXLRST and '20-later FXST), Touring and Trike models. (Does not fit '97-'99 FLSTS or models equipped with Softail Extended Reach Forward Controls.)

1. 34018-08	Slotted Black Anodized.
2. 34850-09	Skull.
3. 33801-09	Harley-Davidson Script.
4. 33760-09	Slotted with Bar & Shield Logo.
5. 33814-98A	Round.

SOFTAIL

110 CRUISER

Foot Controls

A. PASSENGER FOOTPEG SUPPORT KIT

Add footpeg to your solo seat-equipped '18-later Softail® motorcycle. Available in chrome or gloss black finish, the kit includes left and right footpeg supports and mounting hardware. Footpegs and footpeg hardware sold separately.

Fits '18-later Softail (except FXDRS) models. Does not fit with Swingarm Pivot Bolt Cover P/N 61400344.

50500769	Gloss Black.
50500771	Chrome.

B. PASSENGER FOOTBOARD SUPPORT KIT

Add the comfort and convenience of passenger footboard to your motorcycle. These brackets and supports are designed to allow installation of Passenger Footboards (sold separately). Brackets and Supports are sold separately.

Fits '18-later Softail models equipped with Passenger Footboard Support Bracket P/N 50501117 or P/N 50501118. Requires separate purchase of model-specific Passenger Footboard Support Bracket and Passenger Footboards.

50501114	Black.
50501113	Chrome.

C. PASSENGER FOOTBOARD SUPPORT KIT

Add the comfort and convenience of passenger footboard to your motorcycle. These brackets and supports are designed to allow installation of Passenger Footboards (sold separately). Brackets and Supports are sold separately.

50501118 Black.
Fits '18-later FLDE, FLHC, FLHCS and FLSB models. Requires separate purchase of Passenger Footboard Supports and Passenger Footboards.

50501117 Black.
Fits '18-later FLFB, FLFBS, FLSL, FXBB, FXBBS, FXBR, FXBRS, FXLR, FXLRS, FXLRST, FXRST and FXST models. Requires separate purchase of Passenger Footboard Supports and Passenger Footboards.



A. PASSENGER FOOTPEG SUPPORT KIT – GLOSS BLACK



A. PASSENGER FOOTPEG SUPPORT KIT – CHROME



B. PASSENGER FOOTBOARD SUPPORT KIT – CHROME



B. PASSENGER FOOTBOARD SUPPORT KIT – BLACK



C. PASSENGER FOOTBOARD SUPPORT KIT (50501118 SHOWN)



C. PASSENGER FOOTBOARD SUPPORT KIT (50501117 SHOWN)



D. PASSENGER FOOTBOARD PAN KIT – CHROME, CLASSIC STYLE



D. PASSENGER FOOTBOARD PAN KIT – CHROME, CONTEMPORARY STYLE



E. PASSENGER FOOTBOARD PAN KIT – GLOSS BLACK, CLASSIC STYLE




E. PASSENGER FOOTBOARD PAN KIT – GLOSS BLACK, CONTEMPORARY STYLE



F. TRADITIONAL PASSENGER FOOTBOARD PANS – CHROME



F. TRADITIONAL PASSENGER FOOTBOARD PAN – GLOSS BLACK



G. HALF-MOON PASSENGER FOOTBOARD PANS – GLOSS BLACK



H. SWEEP WING PASSENGER FOOTBOARD PANS – CHROME SMOOTH

CRUISER 111

Foot Controls

D. PASSENGER FOOTBOARD PAN KIT – CHROME

Replace the factory black painted passenger footboard with the custom look of smooth chrome. These chrome-plated Footboard Pans are ready to install using your Original Equipment hardware and the kit includes left- and right-side Footboard Pans. Just add your choice of Footboard Insert for the finishing touch. Footboard Supports sold separately.

Fits '06-'17 Dyna®, '18-later Softail® (except FXDRS, FXFB and FXFBS) and '86-later Touring models equipped with passenger footboard supports. Does not fit Trike models.

50501144	Classic Style.
50501147	Contemporary Style.

E. PASSENGER FOOTBOARD PAN KIT – BLACK

Complete the blacked-out transformation. Replace your chrome Passenger Footboard Pans with sinister black. Kit includes left- and right-side Footboard Pans and is installed using the Original Equipment hardware. Custom Footboard Inserts and Footboard Supports sold separately.

Fits '06-'17 Dyna, '18-later Softail (except FXDRS, FXFB and FXFBS) and '86- later Touring models equipped with passenger footboard supports. Does not fit Trike models.

50501610	Classic Style.
50501611	Contemporary Style.

F. TRADITIONAL PASSENGER FOOTBOARD PANS

Replace the factory black painted passenger footboard with the custom look of smooth chrome. The kit includes left- and right-hand traditional D-shaped footboard pans, ready to install with your Original Equipment hardware. Footboard inserts and footboard supports sold separately.

50752-04 Chrome.
Fits '06-'17 Dyna, '00-later Softail (except FXDRS, FXFB and FXFBS) and '86-later Touring and Trike models equipped with passenger footboard supports.

50501799 Gloss Black.
Fits '06-'17 Dyna, '00-later Softail (except FXDRS, FXFB and FXFBS) and '86-later Touring and Trike models equipped with passenger footboard supports.

G. HALF-MOON PASSENGER FOOTBOARD PANS AND INSERTS

Styled to match the Half-Moon Rider Footboards, these classic passenger footboards add both style and comfort to your nostalgic ride. Available in mirror-finish chrome or gloss black finish, the kit includes left and right footboard pan and vibration-isolation footboard inserts. Model-specific footboard mounts are sold separately.

Fits '06-'17 Dyna, '00-later Softail (except FXDRS, FXFB and FXFBS) and '86-later Touring models equipped with passenger footboard supports. Does not fit Trike models.

50810-08 Gloss Black.

H. SWEEP WING PASSENGER FOOTBOARD PANS

These unique Swept Wing Passenger Footboard pans complement the Swept Wing Rider Footboard shape and allow you to replace the Original Equipment passenger footpegs on certain models with footboards. When folded, the footboard displays a mirror chrome surface in your choice of smooth or “ball-milled” grooved design. Footboard inserts and footboard supports sold separately.

Fits '06-'17 Dyna, '00-later Softail (except FXDRS, FXFB and FXFBS) and '86-later Touring models equipped with passenger footboard supports. Does not fit Trike models.

50716-04 Chrome – Smooth.

112 CRUISER

Engine Guards

A. FLAT-OUT BAR*

Get tip-over protection with sleek West Coast style. The Flat-Out Bar provides limited cosmetic vehicle protection to the front of the motorcycle in a low-speed tip-over event.

Fits '18-later Softail® models (except FXDRS). '22-later FXLRST and FXRST requires separate purchase of Flat-Out Bar Adapter Kit P/N 47200927. Does not fit with Extended Reach Forward Control Kits.

49000232	Chrome.
49000231	Gloss Black.

B. FLAT-OUT BAR ADAPTER KIT

Replaces the stock fairing support to enable installation of Flat-Out Bar or Traditional and Mustache engine guards.

47200927

Fits '22-later FXLRST and FXRST models. Required for installation of Flat-Out Bar, Mustache Engine Guard, and Traditional Engine Guards.

C. MUSTACHE ENGINE GUARD*

Combine classic shape and modern function for a unique twist on engine protection. The flow of this engine guard complements the bike's traditional style while the gracefully curved upper section incorporates highway pegs into the shape. The integrated rubber pads offer a comfortable and slip-resistant cushion for your feet while traveling the open road. One-piece engine guard kit includes all required mounting hardware.

Fits '18-later Softail models (except FXDRS). '22-later FXLRST and FXRST requires separate purchase of Flat-Out Bar Adapter Kit P/N 47200927. Does not fit with Extended Reach Forward Control Kits.

49000140	Chrome.
49000141	Gloss Black.

D. ENGINE GUARD KIT*

Protect your bike without sacrificing ground clearance or style. The one-piece Engine Guard is designed to complement the lines of the motorcycle and the available chrome or gloss black finish adds the perfect finishing touch.

Fits '18-later Softail models (except FXDRS). '22-later FXLRST and FXRST requires separate purchase of Flat-Out Bar Adapter Kit P/N 47200927. Does not fit with Extended Reach Forward Control Kits.

49000138	Chrome.
49000139	Gloss Black.

E. SOFT LOWERS

Extend your riding season. Full-coverage Soft Lower provide wind and mud protection for the rider's legs and boots and minimize cold updrafts as the weather changes. Covers are custom shaped to hug the engine guard to minimize flapping and they simply clip in place for speedy installation as the weather changes. Two-way zippered outer edge accommodates guard mounted highway pegs in almost any position. Reflective piping provides added visibility.

57100366

Fits '18-later Softail models (except FXDRS) equipped with Engine Guard Kit P/Ns 49000138 or 49000139. Does not fit with Mustache Engine Guards or Extended Reach Forward Controls.



***WARNING:** Front and/or rear guards are not intended to provide protection from bodily injury in a collision with another vehicle or any other object.



***WARNING:** Engine guards may provide limited leg and cosmetic vehicle protection under unique circumstances (fall over while stopped, very low speed slide). They are not made nor intended to provide protection from bodily injury in a collision with another vehicle or any other object.



***WARNING:** Do not use engine guard footpegs under normal stop and go operating conditions. Doing so could result in death or serious injury.



A. FLAT OUT BAR – GLOSS BLACK



B. FLAT OUT BAR ADAPTER KIT



C. MUSTACHE ENGINE GUARD – CHROME



C. MUSTACHE ENGINE GUARD – GLOSS BLACK



D. ENGINE GUARD KIT – CHROME



D. ENGINE GUARD KIT – GLOSS BLACK



E. SOFT LOWERS



F. LOWER FORK SLIDERS – CHROME (45500400 SHOWN)



G. LOWER FORK SLIDERS – GLOSS BLACK (45500403 SHOWN)



H. FRONT BRAKE CALIPER KIT – CHROME (SHOWN WITH CLASSIC CHROME CALIPER INSERT)



H. FRONT BRAKE CALIPER KIT – RED

CRUISER 113

Chassis Trim – Front End

F. LOWER FORK SLIDERS – CHROME

Competitively priced, these chrome-plated Lower Fork Sliders give your bike upfront style. To ensure proper fitment and function, these sliders are manufactured from Original Equipment components. Form follows function, with polished, chrome-plating and a stamped Harley-Davidson logo for product identification. A perfect addition during the installation of Profile® Low Front suspension components, this kit includes right and left sliders, bottom axle retainer, axle retainer bolts and oil seals.

45500400

Fits '18-later FLDE, FLHC, FLHCS and FLSL models.

45500406

Fits '18-later FXLR models. Does not fit FXLRS and FXLRST models.

45500401

Fits '18-later FXBB, FXBBS and FXST models.

45500402

Fits '18-later FLFB and FLFBS models.

G. LOWER FORK SLIDERS – GLOSS BLACK

These gloss black coated sliders are the ultimate extension of your bike's dark side and make a perfect custom addition to your blacked-out Softail® model. Manufactured to Original Equipment specifications, the durable black coating is a great match to other H-D® black components. A perfect addition during the installation of Profile Low Front suspension components, this includes right and left sliders, bottom axle retainers, drain screws, axle retainer bolts and oil seals.

45500403

Fits '18-later FLDE, FLHC, FLHCS and FLSL models.

45500404

Fits '18-later FLFB and FLFBS models.

H. BRAKE CALIPER KIT – FRONT, SINGLE DISC

Manufactured from Original Equipment components for proven performance, these calipers will add a stylish touch to the stock bike or add the perfect finish to a complete custom equipped with chrome or blacked-out wheels, rotors and fork sliders.

Fits '15-later Softail models (except FXDRS, FXFB, FXFBS FXLRS, FXLRST, FXRST and FXSE). Kit includes brake pads.

41300148 Chrome.

41300152 Red.

114 CRUISER

Chassis Trim – Front End

A. HARLEY-DAVIDSON® AUDIO POWERED BY ROCKFORD FOSGATE® – INNER FAIRING AUDIO KIT

A high-performance motorcycle deserves high-output audio. This kit was designed alongside the Low Rider® ST for outstanding performance and an ideal fit within the fairing. A powerful, intelligent amplifier with digital signal processing (DSP) technology developed jointly by Harley-Davidson and Rockford Fosgate® is engineered to perform in the demanding motorcycle environment. Connects to your mobile device via Bluetooth to play stored or streaming audio through a pair of built-in two-way speakers.

- Marine grade two-way speakers include a pair of 5.25" woofers and two remote tweeters aimed at the rider's ears for great audio performance
- Lightweight design has minimal impact vehicle dynamics and performance
- Plug-and play installation. One assembly includes the amplifier, speakers and housing, which replaces the original equipment inner fairing.
- Two simple wiring connections power the unit
- Uses Bluetooth 4.2 for a strong wireless connection to most devices with minimal compression for outstanding sound quality
- Connectivity with the Harley-Davidson® Audio powered by Rockford Fosgate® mobile app offers unique features like Automatic Volume Control (AVC), adjustable 7-Band EQ, and step by step system configurator.
- Compact amplifier mounts within the fairing. 250 watts of amplifier power (125 x 2 @ 4ohms / 125 x 2 @ 2ohms) for crisp, clear sound quality at any volume. Overcomes bike, environment, and helmet sound-limiting variables at all speeds

76200037
Fits '22-later FXLRST models. Original Equipment on FXRST models.

B. FAT BOY® NACELLE KIT

Take your Fat Boy® model in a new styling direction. Manufactured from Original Equipment components for a perfect fit, these Nacelle Kits are a direct replacement for the stock satin chrome nacelle. Available in gloss black finish, these kits are just the start on your journey to build a one-of-a-kind custom ride. Add matching lower fork sliders, upper fork slider covers and axle nut covers to complete the conversion. The 3-piece kit includes nacelle housing and two back panels. Black Headlamp Bezel P/N 61400509 is sold separately.

61300811 Gloss Black.
Fits '18-later FLFB and FLFBS models.

C. UPPER FORK SLIDER COVERS – CHROME

When used with H-D® Genuine Motor Accessory Chrome Lower Fork Sliders, you've got a front end that's completely chromed and an appearance that's utterly impressive. Kit includes left and right cover.

45800133 Chrome.
Fits '18-later FLFB and FLFBS models.

D. UPPER FORK SLIDER COVERS – GLOSS BLACK

When combined with matching Lower Fork Sliders, these Gloss Black Upper Fork Slider Covers complete the blacked-out transformation. Manufactured from Original Equipment components for superior fit, the black finish matches the available black fork sliders and nacelle kit for a unified look. Kit includes left and right cover.

45800134 Gloss Black.
Fits '18-later FLFB and FLFBS models.

E. OIL COOLER COVER

The cover fills the area between the frame downtubes for a complete custom look, without disturbing the airflow across the cooler's surface. This Oil Cooler Cover replaces the plastic surround, and because it hugs the contours of the cooler body, it does not interfere with engine guard installation. Available in your choice of chrome or gloss black finish, the easy-to-install cover kit includes all required mounting hardware.

Fits '18-later Softail® models.

62500026 Chrome.



A. HARLEY-DAVIDSON® AUDIO POWERED BY ROCKFORD FOSGATE® – INNER FAIRING AUDIO KIT



A. HARLEY-DAVIDSON® AUDIO POWERED BY ROCKFORD FOSGATE® – INNER FAIRING AUDIO KIT



B. FAT BOY NACELLE KIT – GLOSS BLACK (SHOWN WITH BLACK HEADLAMP BEZEL)



C. UPPER FORK SLIDER COVERS – CHROME



D. UPPER FORK SLIDER COVERS – GLOSS BLACK



E. OIL COOLER COVER KIT – CHROME



F. COIL COVER – CHROME



F. COIL COVER – BLACK MACHINE CUT



G. DEFIANCE GAUGE TRIM – BLACK ANODIZED



I. CONSOLE KIT – GLOSS BLACK



F. COIL COVER – GLOSS BLACK



F. COIL COVER – BLACK MACHINE CUT



H. HEADLAMP TRIM RING – 7" GLOSS BLACK

CRUISER 115

Chassis Trim – Front End

F. COIL COVER

Create a custom look in minutes. Dressed in classic chrome or rich, gloss black, these coil covers make it easy for you to complete your chromed- or blacked-out look and feature a Bar & Shield emboss in contrasting gloss black on the chrome cover or chrome on the gloss black cover, creating a unique look. To install, simply remove the OE screw, add the cover and the included screw and one of the most visible parts of your bike is now customized. Includes all necessary hardware.

Fits '18-later Softail® models.

57300214	Chrome.
57300213	Gloss Black.
57300289	Machine Cut.

G. GAUGE BEZELS – DEFIANCE COLLECTION

The perfect finishing touch. Defiance Collection Gauge Bezels add a custom detail to the place you constantly look – your instrument cluster. Accented with deep grooves, these machined aluminum rings cover the factory gauge surround adding texture and visual interest to the dash. Available in black anodized finish, these self-adhesive rings are easy to install.

61400437 4" Tank Gauge – Black Anodized.
Fits '99-'22 XL (except XL1200X, XL1200CX, and XL1200XS), '11-'13 FXS, '13-'17 FXSB, '13-'14 FXSBSE, '98-'13 Road Glide®, '14-'17 FXDL, and '18-later FXFB, FXFBS, FXLR, and FXLRS models.

H. HEADLAMP TRIM RING – GLOSS BLACK

Finish the sinister look by replacing the Original Equipment chrome headlamp trim ring with sinister black. Easy to install, the ring's rich black surface matches the stock headlamp shell finish for a unified look.

61400573 7" Headlamp.
Fits '18-later FLDE, FLHC, FLHCS, FLFB and FLFL models.

I. CONSOLE KIT – GLOSS BLACK

Lead the way to the dark side. This blacked-out Console Kit includes the major components required to change the chrome or satin chrome console to a dark custom look. Easy to install, this Black Console Kit instantly transforms the view over the tank. Manufactured from Original Equipment components for superior fit and finish, the kit includes black instrument console, tank strap, console insert and installation hardware.

70900817
Fits '18-later FLFB, FLFBS, and FLFB models.

116 CRUISER

Front Axle Nut Cover

FRONT AXLE NUT COVERS

Cover the front axle in style. Available in your choice of styles, these custom Axle Nut Covers look great with Original Equipment satin-finish fork sliders or add the finishing touch to a complete chrome or blacked-out front end. Easy-to-install kits include all necessary mounting hardware. Sold in pairs.

Fits '02-'11 VRSC™ (except VRSCF and VRSCR), '15-later XG, '08-later XL, '08-'17 Dyna®, '07-later Softail® (except Springer™, FLSTNSE, FXCW, FXCWC, FXSB, FXSBSE, FXSE, FXST-Aus, and FXSTD) and '08-later Touring (except '23-later FLHXSE and FLTRXSE and '24-later FLHX, FLTRX and FLTRXSTSE) and Trike models. '18-later FLDE, FLFB, FLFBS, FLHC, FLHCS, FLSB, FLSL, FXBB, FXBR, FXBRs, FXLR and FXST models require separate purchase of Front Axle Adapter Kit P/N 43000090. '22-later FXLRST, '20-later FXLRS, '19-later FXDRS and '18-later FXFB and FXFBS models require separate purchase of Front Axle Adapter Kit P/N 43000159.

A. DOMINION™ COLLECTION

Express your bold, renegade attitude. The machined aluminum Dominion™ Collection Front Axle Nut Covers add style to the front of the bike and are the perfect complement to other Dominion Collection accessories.

43000124 Gloss Black.

B. FRONT AXLE NUT COVERS

1. 44117-07A	Chrome – Die-cast.
44116-07A	Chrome – Billet.
2. 43000026	Gloss Black – Die-cast.
43428-09	Gloss Black – Billet.
3. 43000212	Machine Cut.
4. 43000177	H-D Motor Co. – Black.
5. 44148-07A	H-D Motor Co. – Chrome.
6. 44114-07	Aluminator.

Also available:

Willie G Skull

Fits '02-'11 VRSC™ (except VRSCF and VRSCR), '15-later XG, '08-'22 XL (except '16-'22 XL1200X and XL1200XS), '08-'17 Dyna®, '07-later Softail® (except Springer™, FLSTNSE, FLSB, FXCW, FXCWC, FXDRS, FXFB, FXFBS, FXLRS, FXSB, FXSBSE, FXSE, FXST-Aus, and FXSTD) and '08-later Touring (except '23-later FLHXSE and FLTRXSE and '24-later FLHX, FLTRX and FLTRXSTSE) and Trike models. '18-later FLDE, FLFB, FLFBS, FLHC, FLHCS, FLSL, FXBB, FXBR, FXBRs, FXLR and FXST models require separate purchase of Front Axle Adapter Kit P/N 43000090. '22-later FXLRST, '20-later FXLRS, '19-later FXDRS, '18-later FLSB, FXFB and FXFBS models require separate purchase of Front Axle Adapter Kit P/N 43000159. '22-later FXRST to models require separate purchase of Front Axle Adapter Kit P/N 43000159.

7. 43000096 Black.

8. 43163-08A Chrome.

Required for Installation:

FRONT AXLE COVER INSTALLATION KIT

Required for installation of accessory Front Axle Covers on '18-later Softail models. Kit includes threaded axle spacer, left and right adapters and all hardware.

43000090 Hollow-axle.

Required for installation of Front Axle Nut Covers on '18-later Softail® models. Does not fit FLSB, FXDRS, FXFB, FXFBS and FXLRS, FXLRST and FXRST models.

43000159 Inverted Forks.

Required for installation of Front Axle Nut Covers on '18-later FLSB, FXFB and FXFBS, '19-'20 FXDRS, and '20-later FXLRS, FXLRST and FXRST models.



A. DOMINION FRONT AXLE NUT COVERS – GLOSS BLACK



B. FRONT AXLE NUT COVERS



C. REAR AXLE NUT COVERS – WILLIE G SKULL



D. REAR AXLE NUT COVERS – CHROME



D. REAR AXLE NUT COVERS – GLOSS BLACK



E. REAR AXLE NUT COVERS – H-D MOTOR CO. LOGO, CHROME



E. REAR AXLE NUT COVERS – H-D MOTOR CO. LOGO, GLOSS BLACK

CRUISER 117

Chassis Trim – Rear End

REAR AXLE NUT COVERS

Cover your rear axle nut in the most traditional way. These Rear Axle Cover Kits complement the matching Front Axle Nut covers. Easy to install, these cover kits include necessary mounting hardware. Sold in pairs.

C. REAR AXLE NUT COVERS – WILLIE G SKULL

Fits '08-'17 Dyna® and '08-later Softail® models (except FXCW, FXCWC, FXSB, FXSBSE, FXSE, FXST-Aus, and '18-later FLFB, FLFBS, FLSB, FXBR, FXBRs and FXDRS).

41706-09A Chrome.

D. REAR AXLE NUT COVERS

Fits '08-'17 Dyna and '08-later Softail models (except FXCW, FXCWC, FXSB, FXSBSE, FXSE, FXST-Aus, and '18-later FLFB, FLFBS, FLSB, FXBR, FXBRs and FXDRS).

41705-09 Chrome – Die-cast.

43422-09 Gloss Black – Billet.

Also available:

REAR AXLE NUT COVERS – FAT BOY® AND BREAKOUT®

Fits '08-'17 Dyna® and '08-later Softail® models (except FXCW, FXCWC, FXDRS, FXSB, FXSBSE, and FXST-AUS). Kit includes full left side cover and right side beauty ring.

43000108 Chrome.

43000109 Gloss Black.

E. REAR AXLE NUT COVERS – H-D MOTOR CO. LOGO

Fits '08-'17 Dyna and '08-later Softail models (except FXCW, FXCWC, FXSB, FXSBSE, FXSE, FXST-Aus, and '18-later FLFB, FLFBS, FLSB, FXBR, FXBRs and FXDRS).

41704-09 Chrome.

43000178 Gloss Black.

118 CRUISER

Chassis Trim – Rear End

A. REAR FENDER SUPPORTS

Make a bold statement on the rear of your bike by swapping out the stock Fender Supports for these chrome or black versions. Manufactured from Original Equipment components to ensure superior fit and finish, these Fender Supports continue your styling direction to the back of the bike. These Fender Supports are the ideal finishing touch and the perfect complement to available gloss black or chrome passenger sissy bars and luggage racks.

59500769	Chrome.
Fits '18-later FLHC and FLHCS models.	
59500770	Gloss Black.
Fits '18-later FLDE, FLHC and FLHCS models.	
59500766	Gloss Black.
Fits '18-later FLFB and FLFBS models.	
59500767	Gloss Black.
Fits '18-later FXLR and FXLRS models.	
59500771	Gloss Black.
Fits '18-'21 FLSB and '22-later FXLRST and FXRST models.	

B. MID-FRAME AIR DEFLECTOR

Improve rider comfort during the summer riding season. Designed for severe duty and extreme temperature applications. Inconspicuous black deflectors attach to the frame and surround the top of the rear cylinder head. Scoop shape captures the moving air and uses the flow to direct the heat down and away from the rider to improve comfort. Compatible with Original Equipment and Harley-Davidson® accessory seats and rocker covers. Kit includes all required mounting hardware.

29200105
Fits '18-later Softail models.



A. REAR FENDER SUPPORTS – CHROME



A. REAR FENDER SUPPORTS – GLOSS BLACK




B. MID-FRAME AIR DEFLECTOR



C. FLUSH-MOUNT FUEL CAP AND LEFT SIDE TANK CAP – CHROME



C. FLUSH-MOUNT FUEL CAP AND LEFT SIDE TANK CAP – GLOSS BLACK



D. FLUSH-MOUNT FUEL CAP
(61100134 SHOWN ON STREET BOB)



E. CUSTOM FUEL CAP AND TANK TRIM –
MACHINE CUT



E. CUSTOM FUEL CAP AND TANK TRIM –
BLACK SKULL



E. CUSTOM FUEL CAP AND TANK TRIM –
CHROME SKULL

CRUISER 119

Tank Trim

C. FLUSH-MOUNT FUEL CAP AND LEFT SIDE TANK CAP KIT

Emphasize the long and lean look of the fuel tank. This Flush-Mount Fuel Cap and Left Side Tank Cap Kit offers a pop-up filler design that when installed and sealed looks identical to the flush mount cap. A simple push and the fuel filler cap pops up to provide ample grip, even while wearing gloves. The Left Side Tank Cap is a decorative piece that replaces the Original Equipment trim. The complete kit includes fuel cap, left side tank cap and two trim rings.

Fits '18-'21 FLDE, FLFB, FLFBS, FLHC, FLHCS, FLSB, FLSL, FXLR and FXLRS models.

61100131	Chrome.
61100132	Gloss Black.

D. FLUSH-MOUNT FUEL CAP

Emphasize the long and lean look of the fuel tank. This Flush-Mount Fuel Cap Kit offers a pop-up filler design that replaces the Original Equipment twist-on fuel cap. A simple push and the fuel filler cap pops up to provide ample grip, even while wearing gloves. Easy to install, the cap assembly screws into position and the self-adhesive decorative ring finishes the look. Complete kit includes pop-up cap and matching trim ring.

Fits '22-later FLFB, FLFBS, FLHC, FLHCS, FLSB, FXLRS, FXLRST and FXRST models. Also fits '23-later FXBR models.

61100210	Gloss Black.
61100211	Chrome.

Fits '18-later FXBB, FXBRS, FXST, '18-'20 FXBR and '21-later FXBBS.

61100133	Chrome.
61100134	Gloss Black.

Fits '18-later FXFB and FXFBS models.

61100136	Gloss Black.
-----------------	--------------

Fits '20 FXDRS models.

61100158	Gloss Black.
-----------------	--------------

E. CUSTOM FUEL CAPS AND TANK TRIM

Add a custom touch to your tank. Styled to reflect your attitude, these elegantly constructed fuel caps are the perfect match for your ride. The Right Side Fuel Cap is easy to install and features a ratcheting design to ensure that the design faces the correct direction. And the Left Side Decorative Fuel Tank Caps mirror the fuel cap design for a symmetrical view over the tank.

Right Side Fuel Caps
Fits '92-'22 XL, '92-'17 Dyna® (except '04-later FXD and FXDX, '05-'06 FXDC and '07 FXDSE), '00-later Softail®, (except '18-later FXFB and FXFBS, FXSTD and '07-'08 FXSTSSE), '94-later Road King® and '15-later Freewheeler® models. Does not fit models equipped with Original Equipment locking or tethered fuel caps. Use on '13-'14 FXSBSE requires removal of stock flush mount trim ring..

61100180	Machine Cut.
61100107A	Dominion™ Gloss Black.
61100093B	Gloss Black.
61100126A	Diamond Black.
61100103A	Black Skull.
61100125A	Chrome Skull.

Left Side Decorative Tank Trim
Fits '18-'21 Softail models (except FXBB, FXBBS, FXBR, FXBRS, FXDRS, FXFB and FXFBS).

57300186	Dominion Gloss Black.
57300236	Gloss Black.
57300165	Brass Collection.
57300151	Diamond Black.
57300216	Black Skull.
57300149	Chrome Skull.

SOFTAIL

120 CRUISER

Windshields – FX Softail® & Springer™

A. QUICK-RELEASE SUPER SPORT WINDSHIELD
Reduces the pounding wind and shower of bugs, but keeps the wind-in-the-hair feeling.
57301-06
Fits '06-'17 FXDWG, '13-'17 FXSB and FXSBSE and '18-'20 FXBR and FXBRS models. Windshield dimensions: Overall height – 25.0"; width – 20.1".

B. H-D® DETACHABLES™ SUPER SPORT WINDSHIELD
The windshield mounts to the fork tubes with H-D® Detachables™ Docking Hardware (sold separately) for easy on-and-off convenience and a quick return to a sporting profile.
57965-97A 18" Light Smoke.
Fits '93-'05 FXDWG, '80-'86 FXWG and '84-'15 FXST, FXSTB and FXSTC models. Use Docking Hardware Kit P/N 58350-96. Windshield dimensions: Overall height – 22.3"; width – 17.8".

C. H-D DETACHABLES COMPACT WINDSHIELD FOR SOFTAIL® SPRINGER™ MODELS
Fits '97-'03 FLSTS, '05-'07 FLSTSC and '93-'09 FXSTS, FXSTSB and '09 FXSTSSE models. Installation requires the separate purchase of Windshield Docking Hardware Kit P/N 58907-96B (chrome) or 58165-09 (black). (Will fit with or without auxiliary lighting.) Will not fit with Chrome Billet Mini Tach Mounts.
58770-96 18" Clear – Polished Braces.
Windshield dimensions: Overall height – 26.8"; width – 19.9".

Shown with:
DOCKING HARDWARE FOR H-D DETACHABLES WINDSHIELDS
Required for installation of H-D Detachables Windshields on '97-'11 FLSTS, FLSTSB and FLSTSC and '93-'09 FXSTS, FXSTSB and '09 FXSTSSE models.




A. QUICK-RELEASE SUPER SPORT WINDSHIELD



B. H-D DETACHABLES SUPER SPORT WINDSHIELD



C. H-D DETACHABLES COMPACT WINDSHIELD – POLISHED BRACES



D. KING-SIZE H-D DETACHABLES WINDSHIELD FOR FL SOFTAIL MODELS – POLISHED BRACES



E. KING-SIZE H-D DETACHABLES WINDSHIELD FOR FL SOFTAIL MODELS – BLACK BRACES

CRUISER 121

Windshields – FL Softail®

D. KING-SIZE H-D® DETACHABLES™ WINDSHIELD FOR FL SOFTAIL® MODELS – POLISHED BRACES
Styled to complement the beefy FL Softail® front headlamp, this windshield can be installed or removed in seconds without tools, keeping your bike ready for the open road or for a run down Main Street. The windshield is formed from hard-coated polycarbonate to resist scratching and abrasion and is available with traditional polished braces and mounting brackets to blend with your customizing style. Mounting brackets are supported by molded-rubber bushings for improved isolation. Windshield kit includes all the hardware.

Fits '86-'99 FLSTC, '90-'17 FLS, FLSS, FLSTF, FLSTFB and FLSTFBS, '06 FLST and '93-'96 FLSTN models without auxiliary lamps. Does not fit Springer™ models.
58243-95 21" Clear – Polished Braces.
Windshield dimensions: Overall height – 26.3"; width – 23.1".
58278-95 18" Light Smoke – Polished Braces.
Windshield dimensions: Overall height – 23.4"; width – 23.1".

Fits '00-'17 FLS, FLSS, FLST, FLSTC, FLSTF, FLSTFB and FLSTFBS models equipped with auxiliary lighting. Does not fit with Custom Auxiliary Lighting Kit P/N 68000051. Includes mounting hardware.
57400114 23" Clear – Polished Braces.
Windshield dimensions: Overall height – 28.3"; width – 23.1".
57400112 21" Clear – Polished Braces.
Windshield dimensions: Overall height – 26.3"; width – 23.1".
57400115 18" Clear – Polished Braces.
Windshield dimensions: Overall height – 23.4"; width – 23.1".

Fits '00-'17 FLS, FLSS, FLST, FLSTC, FLSTF, FLSTFB and FLSTFBS models equipped with auxiliary lighting. '00-'17 FLS, FLSS, FLST, FLSTF, FLSTFB and FLSTFBS models require separate purchase of Docking Hardware Kit P/N 91800025. Does not fit with Custom Auxiliary Lighting Kit P/N 68000051.
57061-09 18" Clear – Polished Braces.
Windshield dimensions: Overall height – 23.4"; width – 23.1".
Fits '86-'99 FLSTC, '90-'99 FLSTF and FLSTFB and '93-'96 FLSTN models with auxiliary lighting. Includes mounting hardware. Does not fit Springer models.
58240-95 21" Clear – Polished Braces.
Windshield dimensions: Overall height – 26.3"; width – 23.1".

E. KING-SIZE H-D DETACHABLES WINDSHIELD FOR FL SOFTAIL® MODELS – BLACK BRACES
Designed to be installed or removed without tools in seconds, a detachable windshield gives you the freedom to define your ride at the drop of a hat. Ride across the country protected from the elements, then quickly remove the windshield to hit the streets in style. This one-piece windshield is formed from hard-coated polycarbonate material to resist scratching. The shield is attached to stainless steel mounting brackets supported by molded-rubber bushings for improved isolation. Windshields are available with contemporary gloss black braces and mounting brackets and in a variety of heights to match your size and riding style.

Fits '00-'17 FLS, FLSS, FLST, FLSTC, FLSTF, FLSTFB and FLSTFBS models equipped with auxiliary lighting. Does not fit with Custom Auxiliary Lighting Kit P/N 68000051. Includes mounting hardware.
57400110 21" Clear – Black Braces.
Windshield dimensions: Overall height – 26.3"; width – 23.1"b

122 CRUISER

Windshields – FL Softail®

A. KING-SIZE NOSTALGIC H-D® DETACHABLES™ WINDSHIELD FOR FL SOFTAIL® MODELS

Formed from hard-coated polycarbonate to resist scratching, this one-piece windshield features a nostalgic horseshoe-shaped outer brace with stylized Bar & Shield logo. The highly polished mounting brackets attach easily with the included mounting hardware and after initial installation, the windshield can be removed and re-attached without tools in seconds. H-D® Detachables™ Windshields are available in 21" and 18" versions to match your need for wind protection.

Fits '05-'17 FLS, FLSS and FLSTN, '86-'17 FLSTC, '00-'17 FLSTF, FLSTFB, FLSTFBS, and '06 FLST models with or without auxiliary lamps. Does not fit with Custom Auxiliary Lighting Kit P/N 68000051. Additional mounting hardware not required.

57140-05 21" Clear.
Windshield dimensions: Overall height – 26.3"; width – 23.1".
57141-05 18" Light Smoke.
Windshield dimensions: Overall height – 23.4"; width – 23.1".

B. WIND SPLITTER VENTED WINDSHIELD

Reduce helmet buffeting at speed. The Harley-Davidson® Detachables™ Wind Splitter Vented Windshield features an exclusive fingertip-adjustable center vent that reduces turbulence behind the windscreen. When open, the controlled airflow fills the negative pressure area behind the shield and helps to smooth the flow of air over the top of the screen and around the rider. The revised flow reduces helmet bobbing and neck fatigue so you can comfortably spend more time in the saddle. The open vent also provides cooling airflow to the rider at low speeds and in city traffic.

57400159
Fits '00-'17 FLSTC and FLS, FLSS, FLST, FLSTF, FLSTFB, FLSTFBS and FLSTN models equipped with auxiliary lighting. Does not fit with Custom Auxiliary Lighting Kit P/N 68000051 or with Mini Tach or Boom!™ Audio Cruiser Speakers. Windshields dimensions: Overall height – 22.4", height from headlamp opening – 16.1", width – 20.3".



A. KING-SIZE NOSTALGIC H-D DETACHABLES WINDSHIELD FOR FL SOFTAIL MODELS



B. WIND SPLITTER VENTED WINDSHIELD



C. FORK-MOUNT WIND DEFLECTORS – CHROME



D. REPLACEMENT WINDSHIELD SCREEN



E. WINDSHIELD ACORN NUT KIT



F. MID-FRAME AIR DEFLECTOR



F. MID-FRAME AIR DEFLECTOR

CRUISER 123

Windshield Accessories

C. FORK-MOUNT WIND DEFLECTORS – CHROME

Dress your bike for comfort and style. Wind Deflectors extend the windshield's coverage for superior protection in any weather. The scooped Deflectors are shaped to channel the airflow and direct the rush of air and turbulence around the rider. Deflectors attach to the fork brackets for a clean, integrated look and the chrome finish is the perfect complement to polished or chrome front end components. Easy-to-install kit includes all required mounting hardware.

57400143
Fits '86-'17 FLS, FLSS, FLST, FLSTC, FLSTF, FLSTFB and FLSTFBS, '93-'96 FLSTN and '10-'12 FLSTSE models equipped with Harley-Davidson® King-Size Windshield and/or Passing Lamp Kits. Does not fit Springer™ models.

D. REPLACEMENT WINDSHIELD SCREEN

Tailor your existing windshield for your riding preference. Replace the original windshield with a screen sized to improve wind protection. Uses your existing mounting brackets and hardware for an easy, economical conversion.

Fits '86-'17 FLS, FLSS, FLSTC, FLSTF, FLSTFB and FLSTFBS, '06 FLST and '93-'96 FLSTN models equipped with a H-D® Detachables™ King-Size Windshield. Does not fit Springer models.

58277-95 18" Light Smoke.

E. WINDSHIELD ACORN NUT KIT

Kit contains 10 chrome-plated low crown 12-24 acorn nuts.
94111-95
Fits Compact, King-Size, Convertible and Road King® windshields. (Pkg. of 10.)

F. MID-FRAME AIR DEFLECTOR

Improve rider comfort during the summer riding season. Designed for severe duty and extreme temperature applications, these inconspicuous black deflectors attach to the frame and surround the top of the rear cylinder head. The scoop shape captures the moving air and uses the flow to direct the heat down and away from the rider to improve comfort. Kit includes all required mounting hardware.

29200008A
Fits '08-'17 Softail® models (except FXCW, FXCWC, FXSB, FXSBSE and FXSE).

SOFTAIL

124 CRUISER

Seating

SUNDOWNER™ SEATS
The Sundowner™ Seat provides the maximum in long-riding comfort. The deep-bucket design puts your body in the proper touring position and the generous padding makes it comfortable for both the rider and passenger as the miles are adding up. The dished shape provides added rider back support and the wide passenger pillion is shaped to minimize pressure points.

A. SUNDOWNER SEAT – SMOOTH
The smooth vinyl cover features elegant top-stitching to complement most Harley-Davidson® saddlebags and luggage.
51468-06A
Fits '07-'17 FLSTF, FLSTFB, FLSTFBS, FLSTSB, and '06-'15 FXST, FXSTB, FXSTC, FXSTS and '07-'08 FXSTSSE models. Does not fit FLSTSE models. FLSTSB models require separate purchase of Passenger Footpeg Mounting Kit P/N 50932-08 and passenger footpegs. Seat width 16.5"; passenger pillion width 12.5".

51764-06
Fits '00-'17 FLST, FLSTC, FLSTNSE, FLSTSC, '00-'06 FLSTF and '00-'05 FX Softail® models (except FXSTD). Also fits FLSTN models with removal of stock luggage rack. Seat width 16.5"; passenger pillion width 12.5".

B. SUNDOWNER SEAT – BLACKLINE™ & SOFTAIL SLIM® MODELS
The smooth vinyl cover features elegant top-stitching to complement most Harley-Davidson® saddlebags and luggage.
52000011
Fits '11-'17 FLS, FLSS and '11-'13 FXS models. Installation requires separate purchase of Passenger Footpeg Mounting Kit P/N 50932-08 and passenger footpegs. Seat width 15.5"; passenger pillion width 12.0".

C. BADLANDER® SEAT
Clean smooth covers, subtle top-stitching and a frame-hugging profile add up to a statement only Harley could create. The low design delivers a reduced seat height that is ideal for riders who want the shortest possible reach to the ground, and the long and lean shape allows tall riders to move back from the hand and foot controls without sitting higher on the bike. Kit includes grab strap and all mounting hardware.
51397-06A
Fits '07-'17 FLSTF, FLSTFB, FLSTFBS and FLSTSB, '06-'15 FXST, FXSTB, FXSTC, FXSTS and '07-'08 FXSTSSE models. Does not fit FLSTSE models. FLSTSB models require separate purchase of Passenger Footpeg Mounting Kit P/N 50932-08 and passenger footpegs. Seat width 12.0"; passenger pillion width 6.5".

52292-00A
Fits '00-'17 FLST, FLSTC, FLSTNSE, FLSTSC, '00-'06 FLSTF and '00-'05 FX Softail® models (except FXSTD). Also fits FLSTN models with removal of stock luggage rack. Seat features embroidered Harley-Davidson script logo. Seat width 12.0"; passenger pillion width 6.5".



A. SUNDOWNER SEAT – SMOOTH (51468-06A SHOWN)



B. SUNDOWNER SEAT – BLACKLINE & SLIM



C. BADLANDER SEAT (51397-06A SHOWN)



D. TOURING PASSENGER PILLION – SOFTAIL DELUXE STYLING



D. TOURING PASSENGER PILLION – HERITAGE SOFTAIL CLASSIC STYLING

CRUISER 125

Seating

D. TOURING PASSENGER PILLIONS*
Styled to match the stitching and texture of the Original Equipment rider seat, these stylish pillions provide an extra comfortable ride for your passenger on those long journeys.
52930-05 Softail® Deluxe Models Styling.
Fits '05-'17 FLSTN models with Original Equipment Solo Seat. Pillion width 12.0".

51763-07 Heritage Softail® Classic Models Styling.
Fits '05-'07 FLST, and '07-'17 FLSTC, FLSTF, FLSTFB and FLSTFBS and FLSTSC models. Pillion width 14.0".

52912-00 Heritage Softail Classic Styling.
Fits '84-'06 Softail® models (except '05 FLSTFI 15th Anniversary models, FLSTN, FLSTS, FLSTSC or FXSTD). Pillion width 14.0".

NOTE: Some Harley-Davidson® seats are made of leather. Fine leathers or other natural materials WILL gain "character," such as wrinkles or wear, with age. This is normal. A fine, aged patina and character wrinkles are a sign of the extremely high-quality materials used to construct your seat or backrest. The appearance of scars or marks on the leather are a result of using natural leather panels and should not be thought of as an imperfection. Please use Harley-Davidson® Leather Protectant P/N 93600034 to protect your investment.

SOFTAIL

126 CRUISER

Seating Accessories

A. ROAD ZEPPELIN® SEAT PAD

Experience ultimate comfort. Designed to ensure hours of comfort in the saddle, Road Zeppelin® Seat Pads are equipped with a unique air bladder system that allows your weight to be supported evenly across the entire seating surface. Whether you have a low-profile seat or a larger more comfortable seat, you will feel the benefits. This air bladder system is designed to reduce pressure points, provide shock absorption and reduce vibration. Unlike other mouth-inflated seat pads, the Road Zeppelin Pad features an easy-to-reach integrated hand pump and metered air release valve that permits quick and controllable adjustment. You can easily adjust the comfort and support while seated on the pad. The UV-stable and snag-resistant mesh cover allows air to circulate beneath the rider's body, reducing the temperature trapped between the rider and seat. Shaped to conform to most Harley-Davidson® seats, the pads feature adjustable mounting straps and a non-skid surface to keep them in place. The hand-washable seat pad can be deflated and rolled for compact storage.

52000327 Rider.
Fits rider position on all models equipped with Original Equipment or accessory seats. Also fits passenger position on Touring models with large pillion area. Pad width – 14.0".

B. CIRCULATOR SEAT AND BACKREST PADS

Keep comfortable on your next long ride. These breathable Circulator Pads feature 3D construction that promotes air movement and reduces heat buildup where the rider's body touches the seat or backrest. Designed to keep the rider cool by reducing the perspiration buildup between you and the seating surface, the Circulator Pad can be installed and removed in seconds for easy cleaning. The low-profile design minimizes seat-height change compared to inflatable pads, while enhancing comfort with its shock-absorbing construction. Manufactured of UV-stable materials, these seat pads resist fading when exposed to the sun. Elastic under-seat strap and non-slip base provide secure installation and the available Circulator Passenger Pillion Pad attaches to the rider pad with hook-and-loop tabs.

51076-10 Large Seat Pad.
Fits Softail®, Touring and Trike models with Original Equipment and accessory seats. Will not fit Bobber or Road Zeppelin seats. Pad width – 16.0".

C. RAIN COVERS*

Featuring a handy storage sack, this black nylon, water-resistant, Cordura® cover packs easily and shelters your seat from the storm.

51638-97 Solo Seat.
Fits H-D® solo seats (except XR and FLSTS).

51639-97 Two-Up.
Fits VRSC™, XG, XL, Dyna® and Softail models with Two-Up seats. Does not fit Touring and Trike models. Does not fit with Rider Backrests.



A. ROAD ZEPPELIN SEAT PAD



B. CIRCULATOR SEAT AND WIDE BACKREST PADS



C. RAIN COVER – SOLO SEAT



C. RAIN COVER – TWO-UP SEAT



D. TANK KNEE PAD KIT



E. QUICK-RELEASE SEAT HARDWARE KIT – CHROME



E. QUICK-RELEASE SEAT HARDWARE KIT – GLOSS BLACK



F. SEAT MOUNTING NUTS – GLOSS BLACK



G. CHROME SCREWS FOR FLST SEAT BRACKET

CRUISER 127

Seating Accessories

D. TANK KNEE PAD KIT

These self-adhesive rubber knee pads provide a touch of old school style. The rich black rubber pads feature tapered ribs and a raised Bar & Shield logo to protect the surfaces where your legs contact the tank. The compact pads measure 7.0" by 2.75", and are flexible enough to fit many tank profiles. Sold in matched pairs.

57300065
Fits fuel tanks on many Harley-Davidson Street®, Sportster®, Dyna® and Softail® models. May cover a portion of fuel tank graphics. Check placement before adhering to tank.

E. QUICK-RELEASE SEAT HARDWARE KIT

This Quick-Release Hardware Kit allows the rider to remove one-piece Harley-Davidson® seats quickly and easily. The knurled knob is easy to install or remove without tools, and the nylon washer keeps the finger tightened knob in place and rattle free. A raised-logo Harley-Davidson emblem finishes the look. SAE 1/4"-20 thread.

Fits '97-later XG, XL, Dyna, Softail (except '12-'17 FLS models equipped with Original Equipment seat), Touring and Trike models equipped with SAE 1/4"-20 seat mount hardware. Does not fit seats equipped with spring-loaded rear seat bracket.

51676-97A	Chrome.
10500093	Gloss Black.

F. SEAT MOUNTING NUTS – GLOSS BLACK

When blacking-out your bike, don't miss the details. These gloss black Seat Mounting Nuts take the hassle out of removing your two-piece seat and complete the blacked out look. These rich black caps dress up the seat mounting tab and the knurled knob makes fastening and unfastening the seat easy work. No tools required. Sold in pairs.

10400049
Fits all Softail and Touring models with Original Equipment or Genuine Motor Accessory 2-piece seat and knurled seat mounting nuts.

G. CHROME SCREWS FOR FLST SEAT BRACKET

94289-94T
Fits '87-'99 FLSTC, FLSTF and FLSTN models.



***WARNING:** Do not use while riding; could result in death or serious injury.

BUILDING A BACKREST

A sissy bar upright and passenger backrest are the starting point to build a complete touring machine. The backrest provides long-range comfort and support and adds a feeling of control and confidence for the passenger. Start by selecting model-specific Docking Hardware, then choose a finish that matches your styling direction, determine the desired sissy bar height and finally select a backrest pad that complements your seat.

DOCKING HARDWARE



SHORT & TALL UPRIGHT



SIDE PLATES



PASSENGER BACKREST PAD



SELECT THE DOCKING HARDWARE	2000-later Softail® Docking Hardware for H-D® Detachables™ Racks, Tour Pak® Racks & Sideplates <small>Docking hardware fitment is dependent on vehicle model and saddlebag configuration.</small>			
H-D Detachables Accessory	Available to fit:	Docking Hardware	Directional Relocation Kit	
No Saddlebags Detachable Sideplates 53810-00C (Chrome), 53857-00B (Wrinkle Black), 54258-10A (Gloss Black), Solo Detach Rack 53649-05A (Chrome), 53612-08, 53652-05 (Black), One-Piece Detach Sissy Bar Upright P/N 53618-05 (Chrome), 52729-08 (Black), FXS One-Piece Sissy Bar P/N 52828-11, 52760-11. Solo Detach Tour-Pak® Rack 53559-04B or Two-Up Detachable Tour-Pak Rack 54051-08A, 53066-00D.	2003-2017 FXST, FXSTB, FXSTS, FXSTSSE, FXSTC, FLSTF, FLSTFB, FLSTFBS, FLSTSB, 2006 FLSTFSE	53932-03A	53959-06 54268-10	Chrome Black
	2005-2017 FLSTN, FLST	53932-03A	Not Required	
	2005-2007 FLSTSC	53932-03A	53959-06 54268-10	Chrome Black
	2011-2017 FLS, FLSS, FXS	53932-03A	54296-11	
	2013-2017 FXSB, FXSBSE, 2016-later FXSE	52300239	Not Required	
With P&A Saddlebags Detachable Sideplates 53810-00C (Chrome), 53857-00B (Wrinkle Black), 54258-10A (Gloss Black), Solo Detach Rack 53649-05A (Chrome), 53612-08, 53652-05 (Black), One-Piece Detach Sissy Bar Upright P/N 53618-05 (Chrome), 52729-08 (Black), Solo Detach Tour-Pak Rack 53559-04B, Two-Up Detachable Tour-Pak Rack 54051-08A, 53066-00D.	2006 FLSTFSE, 2003-2017 FLSTF, FLSTFB, FLSTFBS, FLSTSB, FXST, FXSTB, FXSTC, FXSTS, 2007-2008 FXSTSSE	53930-03B	53959-06 54268-10	Chrome Black
	2005-2017 FLST, FLSTN	53930-03B	Not Required	
	2005-2007 FLSTSC	53930-03B	53959-06 54268-10	Chrome Black
With P&A Saddlebags 53015-05, 53061-00A, 88237-07, 88238-07, 88263-07, 88286-07, 90058-05, 90114-00A, 90119-00A, 90130-00B, 90133-06B, 90200765, 90200816, 90201389, 90320-00B, 90384-04, 90384-06, 90388-04, 90419-08, 91536-00A, 91537-00A, 91555-01A, 92000-00B and 92015-03.	2003-2017 FLSTC	53931-03A	Not Required	
	2003 FLSTS	53931-03A	53959-06 54268-10	Chrome Black
	2005-2007 FLSTSC	53931-03A	53959-06 54268-10	Chrome Black
	2006 FLST	53931-03A	Not Required	
Detachable Sideplates and Hard Saddlebags 90715-08XX.	2008-2017 FLSTF, FLSTFB, FLSTFBS	53930-03B & 53075-03	Included with Hard Saddlebags	
Detachable Sideplates and Hard Saddlebags 90725-08XX.	2008-2017 FLSTN	53930-03B & 53075-03	Not Required	

*See fitment for Saddlebag Kits P/N 88237-07, 88238-07 or 88306-07.

Backrests & Racks

A. H-D® DETACHABLES™ SIDEPLATES
In the time it takes for a traffic light to change, you can transform your motorcycle from a city cruiser to a cross-country hauler. Start with Harley-Davidson® Detachables™ Sideplates, and add your choice of sissy bar upright and pad to make removing the passenger backrest a simple slide and click operation. Manufactured and tested to rigorous Harley-Davidson standards, installation requires separate purchase of model-specific Docking Hardware Kit.

Fits '00-'17 FLST, FLSTF, FLSTFB, FLSTFBS, FLSTN, FLSTNSE, FLSTSB, FLSTSC, FLSTSE, FXSB, FXSBSE, FXST, FXSTB, FXSTS, FXSTSSE and '06 FLSTFSE models with or without saddlebags (except Heritage Softail® Saddlebags P/N 90876-05). Requires separate purchase of Docking Hardware Kit and may require Directional Relocation Kit. See chart for your application.

53810-00C Chrome.

SISSY BAR UPRIGHTS
Sissy Bar Uprights are available in a variety of shapes and styles. Round bar uprights feature a mini medallion bar and an embossed Bar & Shield insert. Uprights are designed to accept specific 3-bolt or 2-bolt mounted backrest pads.

B. LOW SISSY BAR UPRIGHT
Shaped to complement a thicker passenger pillion, the ideal match for touring style seats, this upright also offers additional height options to riders with custom style seats.

Fits '04-'22 XL models with H-D® Detachables™ sideplates, '06-'17 Dyna® (except FXDF, FXDFSE and '10-'17 FXDWG), '84-'05 Softail® (except FXSTD) and '06-'17 FL Softail models (except '07-'17 FLS, FLSS, FLSTF, FLSTFB, FLSTFBS, FLSTSE and FLSTSB and '06 FLSTFSE) with appropriate sideplates.

52300022 Chrome.

C. STANDARD SISSY BAR UPRIGHT
Give your passenger additional back support with a Standard Sissy Bar Upright designed to accept a wide variety of back-rest pads.


Fits '04-'22 XL models with H-D Detachables sideplates, '06-'17 Dyna (except FXDF, FXDFSE and '10-'17 FXDWG), '84-'05 Softail (except FXSTD) and '06-'17 FL Softail models (except '07-'17 FLS, FLSS, FLSTF, FLSTFB, FLSTFBS, FLSTSE and FLSTSB and '06 FLSTFSE) with appropriate sideplates.

52300018 Chrome.

52300020 Gloss Black.



A. H-D DETACHABLES SIDEPLATES



B. LOW SISSY BAR UPRIGHT – CHROME
(52300022 SHOWN)



C. STANDARD SISSY BAR UPRIGHT – CHROME
(52300018 SHOWN)



C. STANDARD SISSY BAR UPRIGHT – GLOSS BLACK
(52300020 SHOWN)

SOFTAIL

130 CRUISER

Backrests & Racks

A. ONE-PIECE H-D® DETACHABLES™ TALL SISSY BAR UPRIGHT – GLOSS BLACK

The sweeping shape and gloss black finish of this slim, round bar Sissy Bar Upright complements the classic bobber look of the Softail® Cross Bones™ model. The one-piece design eliminates separate sideplates for a clean appearance and the stylized upper kick angle mimics the old-school sissy bars of the '50s and '60s. Can be used with Passenger Backrest Pad P/N 52631-07.

52729-08A
Fits '07-'17 FLSTF, FLSTFB, FLSTFBS, FLSTSB and FLSTSE and '06-'15 FXST, FXSTB, FXSTC and FXSTS models. Requires separate purchase of Docking Hardware Kit and may require Turn Signal Relocation Kit. See Docking Hardware Fitment Chart for your application.

Shown with:
PASSENGER BACKREST PAD
Styled to complement available touring and custom seats.
52631-07
Fits One-Piece H-D® Detachables™ Sissy Bar Upright P/N 52729-08A, 51853-07, 51849-07, 51146-10A, 51161-10A 52300040A, 52300042A, 52300044A or 52300046A.



A. ONE-PIECE H-D DETACHABLES TALL SISSY BAR UPRIGHT – GLOSS BLACK (SHOWN WITH PASSENGER BACKREST PAD)



A. ONE-PIECE H-D DETACHABLES TALL SISSY BAR UPRIGHT – GLOSS BLACK

CRUISER 131

Backrests & Racks

PASSENGER BACKREST PADS
Choose from a wide variety of backrest pad sizes and shapes to match your comfort and style demands. Designed to complement Original Equipment and accessory seats, these pads are engineered to fit specific sissy bar upright types.

C. BACKREST PADS
Sized to fit round bar sissy bar uprights, these pads mount to mini medallion-style uprights with two mounting holes.

Fits Nightster® model standard and short uprights P/N's 52300702 and 52300700. Fits Standard Round Bar Mini-Medallion Style Upright P/N 52877-10 or 51168-10. Fits Low Round Bar Mini Medallion Style Sissy Bar Upright P/N 52300401, 52540-09A, 51477-06, 54256-10, 52300049 and 52300050.

- | | |
|--------------------|----------------------|
| 1. 51641-06 | Smooth Top-Stitched. |
| 2. 51640-06 | Smooth Bucket. |

D. BACKREST PADS
Sized to fit medallion and mini medallion-style sissy bar uprights. Pad mounts with single center screw and bolt-on mounting strap. Kit includes chrome-plated mounting hardware.


Fits Low Medallion Style Sissy Bar Upright P/N 52655-84, 52909-02, 52754-04, 51851-09, Standard Medallion Style Sissy Bar Upright P/N 52735-85 or 52877-08, Standard Square Bar Mini Medallion Style Sissy Bar Upright P/N 53281-06 or 53407-06, Standard Heritage Softail® Style Sissy Bar Upright P/N 52731-00 and Standard Round Bar Sissy Bar Upright P/N 52300018 or 52300020.

- | | |
|---------------------|-----------------------------|
| 1. 52612-95 | Smooth Top-Stitched. |
| 2. 52412-79A | Embossed Bar & Shield Logo. |
| 3. 52348-97 | Heritage Classic Bucket. |
| 4. 51132-98 | Smooth Bucket. |


E. BACKREST PADS
Sized to fit medallion and mini medallion-style sissy bar uprights. Pad mounts with single center screw and bolt-on mounting strap. Includes chrome-plated mounting hardware.

Fits Low Medallion Style Sissy Bar Upright P/N 52754-04 or 51851-09, Low Square Bar Mini-Medallion Style Sissy Bar Upright P/N 53282-06, Standard Square Bar Mini Medallion Style Sissy Bar Upright P/N 53281-06 or 53407-06, Standard Medallion Style Sissy Bar Upright P/N 52735-85, 53007-98, 52655-84, 52909-02 or 51517-02, Standard Bar & Shield Style Sissy Bar Upright 52739-83 or 51514-02, Standard Heritage Style Sissy Bar Upright P/N 52731-00 and Low Round Bar Sissy Bar Upright P/N 52300022 or 52300024.


- | | |
|--------------------|----------------------|
| 1. 52652-04 | Smooth. |
| 2. 52626-04 | Smooth Top-Stitched. |



C. BACKREST PADS



D. BACKREST PADS



E. BACKREST PADS

132 CRUISER

Backrests & Racks

A. AIR FOIL PREMIUM LUGGAGE RACK*

The low-profile aerodynamic styling defines the look of this Luggage Rack. Available in mirror chrome or rich gloss black finish, the die-cast rear “Air Foil” grabs your attention and the Bar & Shield insert adds a signature touch. The elegant round tube rack features inlayed rubber runners for added grip and dedicated bungee mounting points to simplify luggage tie-down. Kit includes all necessary mounting hardware. For added visibility, the rack is designed to incorporate the internal wiring of the Air Foil Rack LED Light Kit P/N 68000076 (red) for a clean look.

Fits '04-'22 XL models equipped with H-D® Detachables™ Sideplates, '06-'17 Dyna® models (except FXDF, FXDFSE and '10-'17 FXDWG) equipped with Detachable Sideplates, '84-'05 Softail® (except FLSTN and FXSTD) and '06-'17 FLST, FLSTC, FLSTNSE and FLSTSC and '06 FLSTF models equipped with Detachable Sideplates.

54290-11	Chrome.
54291-11	Gloss Black.

Also available:
LED LIGHT KIT WIRING HARNESS
Required for installation of LED Light Kit on Air Foil Luggage Rack P/N 54290-11 or 54291-11.

73415-11
Fits '06-'17 Dyna (except FXDF, FXDFSE, '14-'17 FXDL, '16-'17 FXDLS and '10-'17 FXDWG), '84-'05 Softail (except FLSTN and FXSTD), '06-'17 FLST, FLSTC and FLSTSC and '06 FLSTF models with Air Foil Luggage LED Light Kit P/N 68000076 or 68000077.



A. AIR FOIL PREMIUM LUGGAGE RACK – CHROME



A. AIR FOIL PREMIUM LUGGAGE RACK – GLOSS BLACK



***WARNING:** Do not use this rack as a seat. Do not exceed the fender rack weight capacity. Using as seat or exceeding this capacity could cause handling problems, which could result in loss of control and death or serious injury.



****WARNING:** Disconnecting your DOT-required tail, brake and turn signal lighting could reduce your visibility to others and result in death or serious injury.

CRUISER 133

Backrests & Racks

B. H-D® DETACHABLES™ SOLO RACKS*

Add touring capabilities to your solo seat Softail® model in less than 60 seconds. This detachable Solo Rack fits over the fender when the passenger pillion is removed. The rack features brazed hand-polished tubing and the chrome or black finish adds a stylish flair. Requires Docking Hardware. Easily interchangeable with detachable Passenger Sissy Bar Upright and Sideplates.

50300099A Gloss Black.
Fits '12-'17 FLS and FLSS and '11-'13 FXS models. Requires separate purchase of appropriate Docking Hardware P/N 53932-03A and Turn Signal Relocation Kit P/N 54296-11. Models equipped with Side-Mount License Plate require Relocation Kit P/N 67900127A. Models equipped with a center-mount license plate and fender-mounted reflectors require installation of additional components (sold separately): Red Reflector Kit P/N 67900223 or Amber Reflector Kit P/N 67900224.



B. H-D DETACHABLES SOLO RACK – GLOSS BLACK (50300099A SHOWN)



C. LOCKING H-D DETACHABLES LATCH KIT – BLACK



D. H-D DETACHABLES LATCH KIT – CHROME



E. REAR DOCKING HARDWARE COVER KIT – BLACK



E. REAR DOCKING HARDWARE COVER KIT – CHROME

C. LOCKING H-D DETACHABLES LATCH KIT

This unique lock replaces the cam lock on your Harley-Davidson® Detachables™ accessories, providing additional security and peace of mind when parking your vehicle. The kit includes two extended-reach barrel-style keys for easy access to the lock. Key registration and replacement service is available. Sold in pairs.

Fits all models equipped with detachable Sideplates, Racks and Tour-Pak® Luggage Carriers (except '18-later Softail models with HoldFast™ racks and uprights or '09-later Touring models equipped with detachable Solo Tour-Pak Rack).

92800008 Black.

D. H-D DETACHABLES LATCH KIT – CHROME

Decorative chrome latches are the perfect way to enhance the appearance of your detachable accessories. Meticulously polished and chrome-plated, these easy-to-install Rotary Latches are a direct replacement for the Original Equipment satin black parts and are a simple way to add a finishing touch to your ride. Latches feature an easy-to-pull finger release to simplify access in hard-to-reach areas.

12600036
Fits all models equipped with detachable Sideplates, One-Piece Sissy Bar Uprights, Racks, and Tour-Pak Luggage Mounting Racks (except '18-later Softail models with HoldFast racks and uprights).

E. REAR DOCKING HARDWARE COVER KIT

Disguise the rear docking hardware with these easy-to-install covers. The caps slide over the exposed docking points and are held in place by a strong magnetic pull. The caps are easy to remove when you wish to reinstall detachable accessories. Covers are available with brilliant chrome or durable gloss black finish to match your bike's attitude. Sold in pairs.

Fits many accessory docking hardware kits. Refer to the fitment matrix in this P&A Catalog Page 543 or the Parts & Accessories section of www.harley-davidson.com for details.

48218-10	Short Chrome (pair).
48220-10	Large Chrome (pair).
48035-09	Small Chrome (pair).
48221-10	Short Black (pair).
48223-10	Large Black (pair).
48225-10	Small Black (pair).



***WARNING:** Do not use this rack as a seat. Do not exceed the fender rack weight capacity. Using as seat or exceeding this capacity could cause handling problems, which could result in loss of control and death or serious injury.

SOFTAIL

134 CRUISER

Saddlebags & Luggage

A. LOCKING LEATHER COVERED RIGID SADDLEBAGS

These saddlebags offer a premium leather look with an extra-durable construction. The blow-molded core keeps the bag rigid and prevents sagging, while the unique lids open outward for added flair. Bags feature locks for additional security. Luggage capacity: 1800 cubic inches total.

53061-00B

Fits '00-'17 Softail® models (except FLS, FLSS, FLSTNSE, FXCW, FXCWC, FXS, FXSB, FXSBSE, FXSE and FXSTD). Also fits '09 FXSTSSE models. FXSTC models require separate purchase of Hardware Kit P/N 90573-07. Fits '84-'99 Softail models with separate purchase of Directional Relocation Kit P/N 53692-96. (FLST, FLSTC and FLSTS models do not require this Directional Relocation Kit). (Does not fit '84-'99 models equipped with H-D® Detachables™ accessories). Does not fit with Rear Axle Covers, Wide Tire Kit P/N 43684-99 or Flat Lens Turn Signal Kit P/N 68431-95. FLSTFBS models require the removal of Original Equipment Rear Axle Covers.

Note: Installation of these saddlebags with the following seats requires the use of Spacer Kit P/N 90976-01A: seats with rider backrests, Sundowner™ seats, stock FLSTF seat, stock FLSTC, FXSTC seat and any other seats that contact the lid of the saddlebag. Spacer Kit not required if mounting with Harley-Davidson® Detachables™ Racks or Sideplates.

B. UNIVERSAL SADDLEBAG LOCK KIT

Keep the contents of your existing soft-sided saddlebags safe from the grab-and-go thief. This unique kit features two extra-small barrel locks that can replace existing saddlebag snaps to perform double duty as locks or as snaps when you don't need to lock your bags. Can be keyed to match your barrel-style ignition key. Sold in pairs.

Fits most soft-sided leather and vinyl saddlebags. Does not fit FLHRC and FLHRS.

90300003	Keyed To Match.
90300017	Random Key Code.



A. PRODUCT IMAGE TITLE



B. UNIVERSAL SADDLEBAG LOCK KIT

NOTE: Some Harley-Davidson® saddlebags are made of leather. Fine leathers or other natural materials WILL gain "character," such as wrinkles or wear, with age. This is normal. A fine, aged patina and character wrinkles are a sign of the extremely high-quality materials used to construct your saddlebags. The appearance of scars or marks on the leather are a result of using natural leather panels and should not be thought of as an imperfection. Please use Harley-Davidson® Leather Protectant P/N 93600034 to protect your investment.

CRUISER 135

Saddlebags & Luggage

SINGLE-SIDED SWINGARM BAG

Less is more. With enough room for the essentials, these styl-ish Swingarm Bags eliminate the need to stuff your pockets or bungee a bag across the passenger pillion. Shaped to hug the contour of your bike's frame, these compact bags add an old-school look. Bags are constructed of heavyweight leather and feature a pouch-style flap lid that is secured with two traditional straps and buckles. The semi rigid-backed bag is secured to the left side of the bike with easy-to-install adjustable straps. Luggage capacity: 450 cubic inches total.

C. SINGLE-SIDED SWINGARM BAG – ANTIQUE BROWN LEATHER

Crafted from supple brown pull-up leather, this classic Swingarm Bag will gain character and a well-worn authentic look with use. The flip-open lid is secured with traditional straps and buckles, and the bag features antique hardware that complements the old-school look.

90201568

Fits '00-later Softail® models (except FLSTC, FLSTNSE, FLSTSE, FXDRS, FXCW, and FXCWC). Does not fit models equipped with left-hand tool box, passenger footboards, chrome swingarm covers, saddlebags, or saddlebag guards.

D. SINGLE-SIDED SWINGARM BAG – BLACK LEATHER

Constructed with heavy boot-grade leather, this rich black Swingarm Bag is the perfect complement to any paint color or customizing style. The flip-open lid is secured with quick-disconnect clips hidden behind the traditional leather straps and brushed nickel-finished buckles.

90201567

Fits '00-later Softail models (except FLSTC, FLSTNSE, FLSTSE, FXDRS, FXCW, and FXCWC). Does not fit models equipped with left-hand tool box, passenger footboards, chrome swingarm covers, saddlebags, or saddlebag guards.



C. SINGLE-SIDED SWINGARM BAG – ANTIQUE BROWN LEATHER



D. SINGLE-SIDED SWINGARM BAG – BLACK LEATHER

NOTE: Some Harley-Davidson® saddlebags are made of leather. Fine leathers or other natural materials WILL gain "character," such as wrinkles or wear, with age. This is normal. A fine, aged patina and character wrinkles are a sign of the extremely high-quality materials used to construct your saddlebags. The appearance of scars or marks on the leather are a result of using natural leather panels and should not be thought of as an imperfection. Please use Harley-Davidson® Leather Protectant P/N 93600034 to protect your investment.

136 CRUISER

Saddlebags & Luggage

A. BLACK STANDARD LINE SWINGARM BAG
Made of ultra-durable leather-like synthetic featuring a debossed H-D #1 logo, the Black Standard Collection Bags have a simple, black on black style that complements many styling directions and budgets. An internal reinforcement system maintains the bag’s shape over time. The “MOLLE-style” system of mounting loops accommodate hook and loop straps and allow for multiple mounting locations and orientations. The bags feature either matte black enamel buckles with hidden quick-detach snaps or a hook and loop flap closure. This Swingarm Bag features matte black buckles with hidden, quick-release buckles underneath. Straight and perpendicular mounting loops provide versatile and easy mounting. This bag is great for storing a small set of tools or additional layers of riding gear. Bag dimensions: 11" W x 11" H x 3.25" D. Internal capacity: 250CI. Weight/Carrying Capacity: 5 lbs.

90201768
Fits '00-'17 Softail® models (except FLSTC, FLSTNSE, FLSTSE, FXCW, and FXCWC models). Does not fit models equipped with rear axle covers, left-hand tool box, passenger footboards, chrome swingarm covers or saddlebag guards. FLSS and FLSTFBS models require removal of Original Equipment Rear Axle Covers.

B. BLACK STANDARD LINE THROW-OVER SADDLEBAGS
Made of ultra-durable leather-like synthetic featuring a debossed H-D #1 logo, the Black Standard Collection Bags have a simple, black on black style that complements many styling directions and budgets. An internal reinforcement system maintains the bag’s shape over time. The “MOLLE-style” system of mounting loops accommodate hook and loop straps and allow for multiple mounting locations and orientations. The bags feature matte black enamel buckles with hidden quick-detach buckles underneath. These Throw-Over Bags feature side gussets for increased capacity and straight and perpendicular mounting loops for easy mounting. Quick-release buckles get you in and out of the bag fast. These Throw-Over Bags can be used with or without a passenger pillion. If used with a passenger pillion, the straps should be mounted under the pillion and the crossover straps feature a soft, non-scratch backing. Installation requires purchase of Saddlebag Support rails and may require the purchase of a Turn Signal Relocation Kit. Large bag measures: 16.5" L x 11.5" H x 7" D. Internal capacity: 1,350CI. Weight capacity: 10 lbs/bag. Compact bag measures: 10" L x 11.5" H x 5.25" D. Internal capacity: 600CI. Weight capacity: 6 lbs/bag.

Fits '82-'22 XL (except XL1200T), '08-'17 Dyna® (except FLD), '84-'99 Softail®, and '18-later Softail models equipped with H-D® Saddlebag Supports. '18-later Softail models require purchase of Turn Signal Relocation Kit P/N 67800802 or 68700830.

90201770 Large.

NOTE: Some Harley-Davidson® saddlebags are made of leather. Fine leathers or other natural materials WILL gain “character,” such as wrinkles or wear, with age. This is normal. A fine, aged patina and character wrinkles are a sign of the extremely high-quality materials used to construct your saddlebags. The appearance of scars or marks on the leather are a result of using natural leather panels and should not be thought of as an imperfection. Please use Harley-Davidson® Leather Protectant P/N 93600034 to protect your investment.



A. BLACK STANDARD LINE SWINGARM BAG



B. BLACK STANDARD LINE THROW-OVER SADDLEBAGS – LARGE



C. BLACK STANDARD LINE THROW-OVER SADDLEBAGS – COMPACT



C. BLACK STANDARD LINE THROW-OVER SADDLEBAGS – COMPACT

CRUISER 137

Saddlebags & Luggage

C. BLACK STANDARD LINE THROW-OVER SADDLEBAGS
Made of ultra-durable leather-like synthetic featuring a debossed H-D #1 logo, the Black Standard Collection Bags have a simple, black on black style that complements many styling directions and budgets. An internal reinforcement system maintains the bag’s shape over time. The “MOLLE-style” system of mounting loops accommodate hook and loop straps and allow for multiple mounting locations and orientations. The bags feature matte black enamel buckles with hidden quick-detach buckles underneath. These Throw-Over Bags feature side gussets for increased capacity and straight and perpendicular mounting loops for easy mounting. Quick-release buckles get you in and out of the bag fast. These Throw-Over Bags can be used with or without a passenger pillion. If used with a passenger pillion, the straps should be mounted under the pillion and the crossover straps feature a soft, non-scratch backing. Installation requires purchase of Saddlebag Support rails and may require the purchase of a Turn Signal Relocation Kit. Large bag measures: 16.5" L x 11.5" H x 7" D. Internal capacity: 1,350CI. Weight capacity: 10 lbs/bag. Compact bag measures: 10" L x 11.5" H x 5.25" D. Internal capacity: 600CI. Weight capacity: 6 lbs/bag.

Fits '82-'22 XL (except XL1200T), '08-'17 Dyna® (except FLD), '84-'99 Softail®, and '18-later Softail models equipped with H-D® Saddlebag Supports. '18-later Softail models require purchase of Turn Signal Relocation Kit P/N 67800802 or 68700830.

90201769 Compact.

138 CRUISER

Foot Controls

A. BILLET STYLE HEEL/TOE SHIFT LEVER – EXTENDED REACH
Stretch out in style. Both the heel and toe sections of this Shift Lever are 1.0" longer than traditional levers, separating the distance between the heel/toe shift by 2.0" total. This added space provides a comfortable riding position for a tall rider and allows a rider with a large boot extra room to move. Styled to complement our billet style mirror stems, these Billet Style Shift Levers are forged, machined and polished for a beautiful, custom look. When combined with the available Extended Reach Brake Lever, long-limbed riders can straighten their legs and ride in comfort. Kit includes a front and rear lever and mounting hardware.

33600001	Chrome.
Fits '86-'17 FL Softail®, '88-later Touring and '08-later Trike models.	

B. BILLET STYLE HEEL/TOE SHIFT LEVER – STANDARD LENGTH
Styled to complement our billet style mirror stems, these Billet Style Shift Levers are forged from 7075-T6 aluminum, then machined and polished for a beautiful, custom look. Available in your choice of mirror chrome, satin black powder coat or edge cut black anodized and machined aluminum finishes. Kit includes a front and rear lever and chrome hardware.


34535-00B	Chrome.
34045-10	Edge Cut.
34023-08	Satin Black.

C. FOLDING HEEL SHIFTER
Give your left foot a little extra room. Folding Heel Shifter permits the rider to move the rear shift peg out of the way when on the open road, while retaining heel/toe shift functionality around town. Positive detent holds the peg in the selected position and can be adjusted while riding. Easy to install, the replacement rear lever is chrome-plated and shaped to match the Original Equipment toe shift lever. Lever accepts stock or accessory shifter peg.

33876-07
Fits '86-'17 FL Softail, '88-'16 Touring and '08-'16 Trike models.

D. HEEL/TOE SHIFTER SHAFT COVER
Conceal the splined end of the shifter shaft when you remove the heel shift lever. The easy-to-install chrome-plated aluminum billet cap is held in place with a flush Allen® screw for a clean look.


35471-05
Fits '82-'17 FL Softail®, and '82-later Touring and Trike models equipped with heel/toe shift levers. Installation requires removal of heel shift lever.



SHIFT LEVER COMPARE



A. BILLET STYLE HEEL/TOE SHIFT LEVER – EXTENDED REACH



B. BILLET STYLE HEEL/TOE SHIFT LEVER – STANDARD LENGTH, CHROME



B. BILLET STYLE HEEL/TOE SHIFT LEVER – STANDARD LENGTH, EDGE CUT



B. BILLET STYLE HEEL/TOE SHIFT LEVER – STANDARD LENGTH, SATIN BLACK



C. FOLDING HEEL SHIFTER



D. HEEL/TOE SHIFTER SHAFT COVER



E. FORWARD CONTROL KIT FOR FL SOFTAIL MODELS



F. BILLET STYLE SHIFT LEVER – CHROME



F. BILLET STYLE SHIFT LEVER – EDGE CUT



F. BILLET STYLE SHIFT LEVER – SATIN BLACK



G. RIDER FOOTBOARD HEEL GUARD

CRUISER 139

Foot Controls

E. FORWARD CONTROL KIT FOR FL SOFTAIL® MODELS*
This kit converts the standard FL Softail® footboard controls to Original Equipment FX Softail forward controls. The resulting foot-forward riding position takes the long-limbed rider out of the upright flat-foot, knees-up stance and puts him or her in a relaxed laid-back posture. Kit includes left and right brackets, shift lever, brake lever and all necessary mounting hardware. Footpegs and brake pedal pad sold separately.

33909-08A
Fits '07-'17 FLSTC, FLSTF (except FLS, FLSS, FLSTFB and FLSTFBS), FLSTN, FLSTSB and FLSTSC models. Requires separate purchase of appropriate footpeg kit. Compatible footpeg kits for FLSTC and FLSTF are P/N 50305-02, 50359-04, 50370-04, 50474-03, 50500-03, 50506-03, 50576-05, 50695-08 or 50935-07. FLSTN, FLSTSB and FLSTSC require separate purchase of stock FXCW footpegs with wear pegs (P/N 51327-08 Left Peg, 51323-08 Right Peg and 33130-07A Wear Peg (Qty 2)). Does not fit with Profile® Low Suspension.

F. BILLET STYLE SHIFT LEVERS
Styled to complement our billet style mirror stems, these Billet Style Shift Levers are forged from 6061-T6 aluminum, then machined and polished for a beautiful, custom look. Includes chrome hardware. Shift pegs sold separately.

34539-00	Chrome.
34043-10	Edge Cut.
34016-08	Satin Black.

G. RIDER FOOTBOARD HEEL GUARD
This Heel Guard mounts to the right-side rider footboard and protects your boot from contact with the hot exhaust shield. Kit includes chrome guard with cutaway Bar & Shield logo and all mounting hardware.

50500225
Fits '12-'16 FLD, '86-'17 FL Softail, '86-later Touring and '09-later Trike models equipped with Traditional and Swept Wing footboards. Does not fit models equipped with Half-Moon, Tapered, Airflow, Defiance, Dominion™ or Burst footboards, Extended Reach Rider Footboards P/N 50409-04 or 54145-10, Rider Running Boards P/N 50500158 or Screamin' Eagle® Fat Exhaust Shield.



***WARNING:** Installation of this kit may affect cornering clearance. This could distract the rider, causing loss of control, resulting in death or serious injury.

140 CRUISER

Foot Controls

A. GEAR SHIFTER LINKAGE COVER

A simple and inexpensive way to detail your Softail® model. This easy-to-install chrome-plated cover conceal the stock shifter linkage for a brilliant finish. Kit includes all necessary mounting hardware.

46302-01 Harley-Davidson Script.
Fits '99-'17 Softail® models (except FLSTSE) with stock shifter linkage.

B. CUSTOM GEAR SHIFT LINKAGE – ROUND GLOSS BLACK

Add the finishing touch to your blacked-out ride. This Gloss Black Shift Linkage is easy to install and includes a transmission lever cover and decorative acorn nuts and bolts for a complete custom look.

33600259
Fits '86-later Softail (except '18-later FXBB, FXLR, FXLRS and '20-later FXST), Touring and Trike models. (Does not fit '97-'99 FLSTS or models equipped with Softail Extended Reach Forward Controls.)

C. CUSTOM GEAR SHIFT LINKAGES

Kick your custom into gear with this collection of high-quality custom shift linkages. Available in a variety of designs to match your bike's style, these linkages feature aircraft-quality rod ends for easy adjustment and smooth operation. The easy-to-install linkage kit also includes a transmission lever cover for '86-'17 Softail and '86-'16 Touring and Trike models, and decorative acorn nuts and bolts for a complete custom look.

Fits '86-later Softail (except '18-later FXBB, FXLR, FXLRS and '20-later FXST), Touring and Trike models. (Does not fit '97-'99 FLSTS or models equipped with Softail Extended Reach Forward Controls.)

1. 34018-08	Slotted Black Anodized.
2. 34850-09	Skull.
3. 33801-09	Harley-Davidson Script.
4. 33760-09	Slotted with Bar & Shield Logo.
5. 33814-98A	Round.



A. GEAR SHIFTER LINKAGE COVER – HARLEY-DAVIDSON SCRIPT



B. CUSTOM GEAR SHIFT LINKAGE – ROUND GLOSS BLACK



C. CUSTOM GEAR SHIFT LINKAGES

CRUISER 141

Foot Controls

D. PASSENGER FOOTPEG MOUNT KIT

A necessary addition when converting your solo seat model to a two-up passenger-carrying ride. Kit includes black mounting brackets and all necessary mounting hardware. Footpegs sold separately.

50932-08
Fits '12-'17 FLS, FLSS and '08-'11 FLSTSB models.

E. PASSENGER FOOTBOARD AND MOUNT KITS

Add passenger comfort and support. These complete kits include specially designed mounting stud/brackets for convenient bolt-on installation. Footboards fold up when not in use. Available in your choice of Original Equipment or mirror-chrome finish, these kits include footboard pans, rubber pads, mounting hardware and matching chrome or black footboard supports. NOTE: Passenger Footboard Kits cannot be used with Pivot Bolt Covers.

Fits '00-'17 Softail® models (except FLS, FLSS, FLSTF, FLSTFB, FLSTFBS, FLSTN, FLSTNSE, FLSTS, FLSTSB, FLSTSC, FLSTSE, FXS, FXSBSE, FXCW, FXCWC and FXSTD). '00-'15 FLSTC models require Saddlebag Bracket Relocation Kit P/N 90238-00.

50602-00A	Black.
52715-04A	Chrome.

F. PASSENGER FOOTBOARD SUPPORT KITS

Add the comfort and convenience of passenger footboards to your Softail motorcycle. These support kits are designed to allow installation of traditional D-shaped, Swept Wing, Tapered or Old-Style Passenger Footboards (sold separately) on Softail models. Kit includes left and right supports, footboard mount hinge pins and installation hardware.

Fits '00-'17 Softail models (except FLS, FLSS, FLSTF, FLSTFB, FLSTFBS, FLSTN, FLSTNSE, FLSTS, FLSTSB, FLSTSC, FLSTSE, FXS, FXSBSE, FXCW, FXCWC and FXSTD). '00-'15 FLSTC models require Saddlebag Bracket Relocation Kit P/N 90238-00.

50459-06	Black.
Fits '07-'17 FLSTF, FLSTFB, FLSTFBS, FXS and FXSTD models.	
50399-07A	Black.



D. PASSENGER FOOTPEG MOUNT KIT



E. PASSENGER FOOTBOARD AND MOUNT KIT – BLACK



E. PASSENGER FOOTBOARD AND MOUNT KIT – CHROME



F. PASSENGER FOOTBOARD SUPPORT KIT – BLACK (50459-06 SHOWN)

142 CRUISER

Foot Controls

A. MINI FOOTBOARD KITS

Fits rider position:
'02-'17 VRSC™ models with forward controls (except VRSCDX and VRSCF), '06-earlier XL, '07-'10 XL883, XL883C, XL883R, XL1200C and XL1200R, '07-'11 XL1200L, '91-'17 Dyna® (except FLD), and '84-'17 Softail® models with forward controls (except FXCW, FXCWC, FXS, FXSB, FXSBSE and FXSE).

Fits passenger position:
All models with H-D® male-mount passenger peg mounts (except '06-earlier VRSC, '03-earler XL, '05-earlier Dyna and Softail models equipped with Shotgun exhaust). '84-'17 Softail models require separate purchase of Support Kit PN 50454-09. Does not fit passenger position on '18-later Softail models.

Fits highway peg position:
All models with frame-mount or engine guard-mount highway pegs (except Whiskers Adjustable Highway Bar P/N 50855-09 and 50865-09).

50500139	Small 3" – Chrome.
50500144	Small 3" – Gloss Black.
50500109	Large 4" – Chrome.
50500124	Large 4" – Gloss Black.

Also available:
PASSENGER FOOTBOARD SUPPORT KIT
Required for installation of Mini Footboards in the passenger position on many Softail motorcycles.

50454-09
Required for installation of Mini Footboards P/N 50451-09, 50500109, 50500124, 50500139, 50500144 on '08-'17 Softail models. Does not fit FLS, FLSS, FLSTF, FLSTFB, FLSTFBS, FLSTN, FLSTSB, FXS, FXSBSE, FXSTD and Softail models with shotgun exhaust. FLSTC and FLSTS models require the separate purchase of Saddlebag Bracket Relocation Kit P/N 90238-00.


B. REAR SADDLEBAG GUARDS – CHROME*
Saddlebag guards provide a style borrowed from the past that makes a unique statement here and now. Includes mounting hardware and instructions.
49261-00A
Fits '00-'17 FLST and FLSTC and '00-'05 FXST, FXSTB and FXSTS models. FLSTC models require Saddlebag Relocation Kit P/N 90238-00.

Also available:
SADDLEBAG BRACKET RELOCATION KIT (not shown)
Required for installation of FLSTS Rear Saddlebag Guards P/N 49258-00A and FLSTC Rear Saddlebag Guard P/N 49261-00.

90238-00
Fits '00-'17 FLSTC, FLSTS and FLSTSB models.

C. ERGO JIFFY STAND
Kit replaces Original Equipment jiffy stand and includes stand bumper, bushing and all required mounting hardware.

50000091
Fits '07-'17 Softail models (except FXSB, FXSBSE and FXSE). Stock on '15-'17 FLS, FLSS, FLSTFB, FLSTFBS, FLSTN and FLSTNSE models. Does not fit models equipped with Defiance footboards, Burst footboards or Rider Running Boards P/N 50500158.

 ***WARNING:** Do not use highway pegs under normal stop and go operating conditions. Doing so could result in death or serious injury.



A. MINI FOOTBOARD KIT



B. REAR SADDLEBAG GUARDS – CHROME (49261-00A SHOWN)



C. ERGO JIFFY STAND



D. MUSTACHE ENGINE GUARD – CHROME




D. MUSTACHE ENGINE GUARD – GLOSS BLACK



E. ENGINE GUARD – CHROME



F. ENGINE GUARD – GLOSS BLACK



G. NOSTALGIC CURVED ENGINE GUARD – CHROME

CRUISER 143

Engine Guards

D. MUSTACHE ENGINE GUARD*
Combine classic shape and modern function for a unique twist on engine protection. The flow of this engine guard complements the bike's traditional style while the gracefully curved upper section incorporates highway pegs into the shape. The integrated rubber pads offer a comfortable and slip-resistant cushion for your feet while traveling the open road. One-piece engine guard kit includes all required mounting hardware.

Fits '00-'17 FL Softail® models.

49140-05B	Chrome.
49440-10	Gloss Black.

E. ENGINE GUARD – CHROME*
Protect your bike without sacrificing ground clearance or style. The one-piece engine guard is designed to complement the lines of the motorcycle and the bright chrome finish adds the perfect finishing touch.

49004-00A
Fits '00-'17 FL Softail models.


49200-07A
Fits '00-'17 FX Softail models (except models equipped with Extended Reach Forward Control Kit P/N 49171-04 or 49223-04). FXSE models require the removal of the stock Original Equipment Chin Spoiler.


F. ENGINE GUARD – GLOSS BLACK*
A serious finish for serious riders. Before a black powder coat, these engine guards get an extra layer of protection from an E-Coat dip. So go on and install Engine Guard Mount Footpegs because this finish will go the distance.

49023-02A
Fits '00-'17 FL Softail models.

G. NOSTALGIC CURVED ENGINE GUARD – CHROME*
The nostalgic curved shape adds classic style to functionality. Reminiscent of the vintage 1940s style, the one-piece chrome Engine Guard complements the lines of the classic style Softail Deluxe, Heritage Softail® Classic and FL Springer™ models.

49037-05A
Fits '00-'17 FL Softail models. Compatible with Engine Footpeg Mount Kit P/N 49102-86T or 49144-86.

 ***WARNING:** Do not use highway pegs under normal stop and go operating conditions. Doing so could result in death or serious injury.

 ***WARNING:** Engine guards may provide limited leg and cosmetic vehicle protection under unique circumstances (fall over while stopped, very low speed slide). They are not made nor intended to provide protection from bodily injury in a collision with another vehicle or any other object.

144 CRUISER

Chassis Trim – Front End

A. FRONT END KIT – CHROME

The front forks on a Harley-Davidson® motorcycle set the tone for the bike and can lead the way to a full-bore custom statement. So start customizing by adding chrome where it will have the most noticeable impact on the overall look of the bike, the front end. A perfect addition during the installation of Premium Ride or Profile® Low Front suspension components, this kit includes components necessary to completely chrome the front forks. Kit includes some or all of the following (Kit components vary depending on your model): Chrome Fork Sliders, Oil Seals, Chrome Fork Axle Retainer Nut Kit, Chrome Fork Slider Drain Screw Kit, Classic Chrome Front Axle Nut Cover Kit and Chrome Upper Fork Nut Covers. Chrome Front End Package price does not include labor or supplies.

45400006
Fits '12-'17 FLS, FLSS, FLSTF, FLSTFB and FLSTFBS, '09-'17 FLSTC and '07-'17 FLSTN models. Also fits '07-'08 FLSTC with separate purchase of front fork cover P/N 67830-09.

B. LOWER FORK SLIDERS – CHROME

Competitively priced, these chrome-plated Lower Fork Sliders give your bike upfront style. To ensure proper fitment and function, these sliders are manufactured from Original Equipment components. Form follows function, with polished, chrome plating and a stamped Harley-Davidson logo for product identification. A perfect addition during the installation of Premium Ride or Profile Low Front suspension components, this kit includes right and left sliders and the bottom axle retainer. '07-later model kits also include chrome drain screws, axle retainer bolts and oil seals.

46482-00
Fits '00-'06 FLST, FLSTC, FLSTF and FLSTN models.

Also available:
FRONT FENDER HARDWARE KIT – CHROME
Finish the show-winning look with brilliant chrome hardware. Manufactured to Original Equipment specifications, this kit replaces the zinc-plated exposed front fender mounting bolts with chrome-plated socket head cap screws.

94415-05
Fits '93-'05 FXDWG and '91-'17 Softail® models (except Springer™, FXCW, FXCWC, FXSB, FXSBSE, FXSE and FXSTD). Does not fit with Billet Fork Slider Kit or Inverted Front End Kit.

C. LOWER FORK SLIDERS – GLOSS BLACK

These gloss black coated sliders are the ultimate extension of your bike's "dark side" and make a perfect custom addition to your blacked-out FL Softail® model. Manufactured to Original Equipment specifications, the durable black coating is a great match to other H-D® black components. Add matching Gloss Black Upper Fork Slider Covers P/N 45591-02 for a complete look. A perfect addition during the installation of Premium Ride or Profile Low Front suspension components, this includes right and left sliders, bottom axle retainers, drain screws, axle retainer bolts and oil seals.

45500015
Fits '07-'17 FLS, FLSS, FLSTC, FLSTN and FLSTNSE, '08-'17 FLSTF, FLSTFB, FLSTFBS and '10-'12 FLSTSE models.



A. FRONT END KIT – CHROME (FAT BOY SHOWN)



B. LOWER FORK SLIDERS – CHROME



C. LOWER FORK SLIDERS – GLOSS BLACK



D. PROFILE LOW FRONT SUSPENSION – FL SOFTAIL



E. PROFILE LOW REAR SUSPENSION – CHROME

CRUISER 145

Suspension

D. PROFILE® LOW FRONT SUSPENSION*

Designed by Harley-Davidson to lower the front fork approximately 1.0" while preserving ride quality. The kit includes springs that are progressively wound for a compliant, yet controlled ride. Must only be installed on vehicles equipped with low-profile rear suspension.

54758-07
Fits '07-'17 FLS, FLSS, FLSTC and FLSTN, '08-'17 FLSTF, FLSTFB, FLSTFBS and '14-'17 FLSTNSE models. FLSTC, FLS (AUS/BRZ/APC), FLSTF and FLSTF Special (Europe/UK) models must also be equipped with Profile® Low Rear Suspension Kit P/N 54651-05, 54652-05 or 54001-04A.

E. PROFILE LOW REAR SUSPENSION*

This suspension lowers the seat height approximately .75" while preserving ride quality. Spring and damping rates are tailored for Softail models to ensure a controlled ride. Shocks feature multi-staged damping to ensure optimal performance under varying conditions. Compatible with Profile Low Front Suspension.

54651-05 Chrome.
Fits '00-'17 FLSTC, FLSTB, FLSTF, FLSTS, FXST, FXSTB, FXSTC and FXSTS models. Also fits '10-'17 Fat Boy® Special model in UK, Europe, Brazil and select international markets that are factory-equipped with standard-height rear suspension.

***WARNING:** The Profile Low Front Spring Kit cannot be used independently and must be used with the appropriate Profile Rear Shock Lowering Kit. Installation of any accessory suspension components may affect cornering clearance and jiffy stand operation. This could distract the rider, causing loss of control and death or serious injury.

***WARNING:** Installation of any accessory suspension components may affect cornering clearance and jiffy stand operation. This could distract the rider, causing loss of control and death or serious injury.

146 CRUISER

Chassis Trim

A. PREMIUM TANK PANEL WITH POUCH

This leather tank panel features an over-sized pouch for convenient, at your fingertips storage. The heavy duty leather pouch will maintain its shape for miles to come while the bold chrome Bar & Shield medallion sits proudly on the flap for all to admire.

91135-09
Fits '93-'08 FXDWG, '06 FXD35, '07-'17 FXDC and FXDF and '00-'17 Softail® models (except FLS, FLSS, FLSTNSE, FLSTSB, FLSTSE, FXCW, FXCWC, FXS, FXSB, FXSBSE, FXSE, FXSTD, FXSTSSE, '09-'17 FLSTC and '06 FLSTFSE). '93-'03 FXDWG models require the separate purchase of Clip P/N 10102 and O-Ring P/N 11174.

B. DASH PANEL EXTENSION – CHROME

Stretch the lines of your chrome dash panel the full length of the fuel tank. This chrome-plated trim kit continues the lines and finishes of your standard tank panel to the front of the seat, adding a custom touch without the expense of a custom tank.

71283-01
Fits '00-'17 Softail models (except FLS, FLSS, FLSTNSE, FLSTSB, FLSTSE, FXCW, FXCWC, FXS, FXSB, FXSBSE, FXSE, FXST-Aus, FXSTD, FXSTSSE, '06 FLSTFSE and '09-'17 FLSTC models).

C. UPPER FORK SLIDER COVERS – CHROME

Brilliant chrome accents for the upper fork legs. Perfect for finishing off that chromed front end look. When used with H-D® Genuine Motor Accessory Chrome Lower Fork Sliders, you've got a front end that's completely chromed and an appearance that's utterly impressive.

45963-97
Fits '49-'84 FL, '86-'17 FLS, FLSS, FLST, FLSTC, FLSTF (except '07), FLSTFB, FLSTFBS, FLSTNSE and FLSTN, '10-'13 Touring and Trike models. Stock on FLSTNSE and FLSTSE models.

D. UPPER FORK SLIDER COVERS – GLOSS BLACK

The classic Harley-Davidson® motorcycle color is black. It shows your attitude, your feelings and your desire to be different from the rest. These gloss black accessories are the ultimate extension of the Harley-Davidson philosophy. Manufactured from Original Equipment components, these parts provide superior fit and finish.

45591-02
Fits '49-'84 FL, '86-'17 FLS, FLSS, FLST, FLSTC, FLSTF (except '07), FLSTFB, FLSTFBS, FLSTNSE and FLSTN, '10-'12 FLSTSE and '80-'13 Touring and Trike models.

E. ABS FRONT WHEEL SPACERS

It is all in the details. Complete your total front end with these wheel spacers in mirror chrome finish. Manufactured to the Original Equipment tolerances, they deliver the exact fitment and custom shine. Chrome is Original Equipment on FLSTNSE **43300010** Chrome. Fits '11-'17 FLS, FLSS, FLSTF, FLSTC and FLSTN models with ABS brakes. FLSTC and FLSTN models require removal of Original Equipment hub cap.

F. ABS HARNESS COVER – CHROME

Dress your ABS-equipped Softail model in style. Shaped to conceal the ABS wheel speed sensor harness, this bracket mounts to the brake caliper tabs on the lower fork sliders. The mirror chrome finish complements the Original Equipment satin polished sliders or serves as the final finishing touch to a complete chrome front end.

32700002
Fits '11-'17 Softail® models (except FXCWC, FXSB and FXSBSE) equipped with ABS.



A. PREMIUM TANK PANEL WITH POUCH



B. DASH PANEL EXTENSION – CHROME




C. UPPER FORK SLIDER COVERS – CHROME



D. UPPER FORK SLIDER COVERS – GLOSS BLACK



E. ABS FRONT WHEEL SPACERS – CHROME



F. ABS HARNESS COVER – CHROME



G. FORK COVER ACCENT STRIP KIT – CHROME



H. TIE-DOWN BRACKETS – CHROME



I. FORK COVER ACCENT STRIPS –GLOSS BLACK

CRUISER 147

Chassis Trim – Front End

G. FORK COVER ACCENT STRIP KIT – CHROME

Sometimes the best ideas come from you, our fellow riders, like this chrome accent strip. This kit is designed to add the ultimate complement to the already popular Chrome Fork Cover Kit by accenting the sides with beautiful chrome-plated aluminum strips. Kit includes chrome hardware.

67891-99
Fits '86-'11 FLSTF and FLSTFB and '93-'96 FLSTN models with Chrome Fork Cover Kit P/N 67890-91C or 66440-05. Stock on '12-'17 FLS, FLSTF and FLSTFB. Does not fit with passing lamps and windshields.

H. TIE-DOWN BRACKETS – CHROME

Simplify the process of securing your bike to a trailer or bike lift. These stylish chrome Tie-Down Brackets mount cleanly to the front fork cover and offer a secure method to connect tie-down straps. Moving the tie-down point from the handlebar to the triple tree area reduces wear on the handlebar bushings and ensures a consistent easy-to-access mounting point. Just add Harley-Davidson® Ratchet Straps and Soft Hooks and you're ready to go.

93500006
Fits '02-'17 FLS, FLSS, FLSTC, FLSTF, FLSTFB and FLSTFBS, '95-later FLHR and FLHRC, '95-'13 FLHT, FLHTC and FLHX, '10-'13 FLHTCU and FLHTK, '10-'12 FLHXSE and '10-'12 FLHTCUSE. FLS, FLSS, FLSTF, FLSTFB and FLSTFBS models without a windshield require separate purchase of Hardware Kit P/N 91800030.

Shown with:
TIE-DOWN BRACKET HARDWARE KIT
Kit includes 4 button-head bolts required for installation of Chrome Tie-Down Brackets P/N 93500006 on specified models.

91800030
Required for installation of Chrome Tie-Down Bracket Kit P/N 93500006 on '00-'17 FLS, FLSS, FLSTF, FLSTFB and FLSTFBS models without windshields.

I. FORK COVER ACCENT STRIPS – GLOSS BLACK

These strips are designed to add the ultimate complement to the Gloss Black Fork Cover Kit. Finished in matching rich black, these extruded aluminum pieces fill the gap between the front and rear covers that is created when the passing lamps are removed. Strips are sold individually and two are required for a complete installation.

68055-10BHP
Fits '86-'17 FLS, FLSS, FLST, FLSTC, FLSTF, FLSTFB and FLSTFBS '93-'96 FLSTN models with Gloss Black Fork Cover Kit P/N 48608-09. (Does not fit with passing lamps or windshields.)

Shown with:
HEADLAMP SHELL – GLOSS BLACK
Add to the sinister look of your blacked-out Softail® motorcycle. Manufactured from Original Equipment components, this gloss black headlamp housing replaces the chrome headlamp shell for a custom look. Shell includes wiring harness and connector and accepts the Original Equipment headlamp, trim ring and mounting hardware.

73294-10
Fits '86-'17 FLS, FLSS, FLST, FLSTC, FLSTF, FLSTFB and FLSTFBS and FLSTN models in domestic and right-hand drive markets.

SOFTAIL

148 CRUISER

Chassis Trim – Front End

A. FRONT AXLE NUT COVERS

Cover the front axle in style. Available in your choice of styles, these custom Axle Nut Covers look great with Original Equipment satin-finish fork sliders or add the finishing touch to a complete chrome or blacked-out front end. Easy-to-install kits include all necessary mounting hardware. Sold in pairs.

Fits '02-'11 VRSC™ (except VRSCF and VRSCR), '15-later XG, '08-later XL, '08-'17 Dyna®, '07-later Softail® (except Springer™, FLSTNSE, FLCW, FXCWC, FXSB, FXSBSE, FXSE, FXST-Aus, and FXSTD) and '08-later Touring (except '23-later FLHXSE and FLTRXSE and '24-later FLHX, FLTRX and FLTRXSTSE) and Trike models. '18-later FLDE, FLFB, FLFBS, FLHC, FLHCS, FLSB, FLSL, FXBB, FXBR, FXBRS, FXLR and FXST models require separate purchase of Front Axle Adapter Kit P/N 43000090. '22-later FXLRST, '20-later FXLRS, '19-later FXDRS and '18-later FXFB and FXFBS models require separate purchase of Front Axle Adapter Kit P/N 43000159.

DOMINION™ COLLECTION

Express your bold, renegade attitude. The machined aluminum Dominion™ Collection Front Axle Nut Covers add style to the front of the bike and are the perfect complement to other Dominion Collection accessories.

1. 43000124	Gloss Black.
FRONT AXLE NUT COVERS	
2. 44117-07A	Chrome – Die-cast.
44116-07A	Chrome – Billet.
3. 43000026	Gloss Black – Die-cast.
43428-09	Gloss Black – Billet.
4. 43000177	H-D Motor Co. – Black.
5. 44148-07A	H-D Motor Co. – Chrome.
6. 44114-07	Aluminator.

Also available:

Willie G Skull

Fits '02-'11 VRSC™ (except VRSCF and VRSCR), '15-later XG, '08-'22 XL (except '16-'22 XL1200X and XL1200XS), '08-'17 Dyna®, '07-later Softail® (except Springer™, FLSTNSE, FLSB, FXCW, FXCWC, FXDRS, FXFB, FXFBS, FXLRS, FXSB, FXSBSE, FXSE, FXST-Aus, and FXSTD) and '08-later Touring (except '23-later FLHXSE and FLTRXSE and '24-later FLHX, FLTRX and FLTRXSTSE) and Trike models. '18-later FLDE, FLFB, FLFBS, FLHC, FLHCS, FLSL, FXBB, FXBR, FXBRS, FXLR and FXST models require separate purchase of Front Axle Adapter Kit P/N 43000090. '22-later FXLRST, '20-later FXLRS, '19-later FXDRS, '18-later FLSB, FXFB and FXFBS models require separate purchase of Front Axle Adapter Kit P/N 43000159, '22-later FXRST to models require separate purchase of Front Axle Adapter Kit P/N 43000159..

7. 43000096	Black.
8. 43163-08A	Chrome.

Also available: (not shown)

FRONT AXLE NUT COVERS

Fits '88-'07 XL, '91-'03 FXD, FXDX, FXDXT, FXDL, FXDSCONV, '93-'05 FXDWG, '88-'07 FXR, '87-later FLXR, FXRS-SP and FXWG, '84-'06 Softail (except Springer and FXSTD) and '80-'99 Touring models.

43899-86A	Chrome – Die-cast.
-----------	--------------------



1



2



3



4



5



6



7



8

A. FRONT AXLE NUT COVERS



B. DOMINION FORK NUT COVERS – GLOSS BLACK



C. DEFIANCE COLLECTION UPPER FORK STEM COVERS – GLOSS BLACK

CRUISER 149

Chassis Trim – Front End

B. DOMINION™ COLLECTION FORK NUT COVERS

Top it off with style. These easy-to-install Fork Stem Covers top of the triple tree for a cohesive look. A perfect complement to other Dominion™ Collection Accessories, these Fork Nut Covers provide the finishing touch to your bike's front end. Sold in pairs.

Fits '06-'17 Dyna® models (except FXDB and FXDSE) and '18-later Softail® models (except FXDRS, FXFB, FXFBS, FXLRS, FXLRST and FLSB). Also fits '88-'13 XL (except XL1200CX, XL1200X, XL883N) '95-'05 FXD, '93-'05 FXDL, '16-later FXDLS, '94-'05 FXDS-CONV, '90-'17 FLS, FLSS, FLSTF, FLSTFB, FLSTFBS and FLSTN, and '86-'17 FLSTC models.

45800117	Gloss Black.
----------	--------------

C. DEFIANCE COLLECTION UPPER FORK STEM COVERS

Top it off with style. These easy-to-install Fork Stem Covers continue the Defiance Collection to the top of the triple tree for a cohesive look. The deep radial grooves define the style of the Defiance Collection, and the choice of chrome, black or machine cut finishes complement your bike's polished, chrome or blacked-out front end components. Sold in pairs.

Fits '06-'17 Dyna models and '18-later Softail models (except FXDRS, FXFB, FXFBS, FXLRS, FXLRST and FLSB). Also Fits '88-'13 XL (except XL1200CX, XL1200X, XL883N) '95-'05 FXD, '93-'05 FXDL, '16-later FXDLS, '94-'05 FXDS-CONV and '90-'17 FLS, FLSS, FLSTF, FLSTFB, FLSTFBS and FLSTN and '86-'17 FLSTC models.

45500515	Gloss Black.
----------	--------------

150 CRUISER

Chassis Trim – Brakes

A. BRAKE BLEEDER AND BANJO BOLT COVERS

Brake Bleeder Screw Cover
This cover adds chrome to the unfinished bleeder valve on all stock H-D® calipers. Package of two.
43834-98
Fits '84-later stock calipers (except XG and XR models).

B. FORK AXLE RETAINER NUT KIT – CHROME

It's the details that count. Complete the chrome transformation by adding this finishing touch to your chrome fork sliders. This Axle Retainer Nut Kit includes the stylish chrome-plated nuts and chrome lockwashers necessary to replace the stock hardware.
45813-03
Fits '91-'05 FXDWG, '86-'07 FLST, FLSTC, FLSTF and FLSTN, '91-'07 FXST and FXSTB, and '84-'13 Touring and Trike models.

C. FORK SLIDER DRAIN SCREW KIT – CHROME

It's the details that count. Complete the chrome transformation by adding this finishing touch to your chrome fork sliders. This Fork Slider Drain Screw Kit includes two chrome-plated drain screws and the seals required to replace the stock hardware.
45848-03
Fits '93-'05 FXDWG, '87-'17 Softail® (except Springer™, FXCW, FXCWC, FXSB, FXSBSE, FXSE and FXSTD) and '87-'13 Touring and Trike models.

D. BRAKE CALIPER INSERTS

Easy-to-install inserts add a finishing touch to the front and rear brake calipers. Select a style that follows your custom direction. Self-adhesive backing.
Fits '00-later front and rear brake calipers on all models (except Springer front, '06-later VRSC™, '15-later XG, '04-'22 XL, '18-later Softail rear caliper, and '08-later Touring and Trike).
44477-99 Classic Chrome.
44476-99 Harley-Davidson Script.



A. BRAKE BLEEDER AND BANJO BOLT COVERS



B. FORK AXLE RETAINER NUT KIT – CHROME



C. FORK SLIDER DRAIN SCREW KIT – CHROME



E. FRONT BRAKE CALIPER KIT – RED
(41300152 SHOWN)



F. FRONT BRAKE CALIPER KIT – CHROME
(41300148 SHOWN WITH CLASSIC CHROME CALIPER INSERT)



F. FRONT BRAKE CALIPER KIT – CHROME
(44395-08 SHOWN WITH CLASSIC CHROME CALIPER INSERT)



D. BRAKE CALIPER INSERT – CLASSIC CHROME



D. BRAKE CALIPER INSERT – HARLEY-DAVIDSON SCRIPT



F. FRONT BRAKE CALIPER KIT – CHROME
(41300148 SHOWN)



F. FRONT BRAKE CALIPER KIT – CHROME
(44395-08 SHOWN)

CRUISER 151

Chassis Trim – Brakes

E. BRAKE CALIPER KIT – RED

Dress your bike in the latest high-performance look. Brilliant red calipers make a powerful visual statement and set your bike apart from the ordinary. Manufactured from Original Equipment components for proven performance, these calipers will add a stylish touch to the stock bike or add the perfect finish to a complete custom equipped with chrome or blacked-out wheels, rotors and fork sliders.
41300152 Front – Single Disc.
Fits '15-later Softail® models (except FXLRS, FXDRS, FXFB, FXFBS, FXSE). Kit includes brake pads.

F. BRAKE CALIPER KIT – CHROME

Add the shine of chrome to your front end with this highly polished Chrome Front Brake Caliper Kit. Manufactured from Original Equipment components for proven performance, these calipers are a great addition to the stock front end or add the finishing touch to a complete custom with chrome wheels, rotors and chrome fork sliders.
41300148 Front – Single Disc.
Fits '15-later Softail models (except FXDRS, FXFB, FXFBS, FXSE). Kit includes brake pads.
44395-08 Front – Single Disc.
Fits '08-'17 Dyna® (except FXDF, FXDLS and '14-'17 FXDL) and '08-'14 Softail models (except Springer) equipped with single disc front brakes. Brake pads sold separately.
44395-00A Front – Single Disc.
Fits '00-'03 XL, '00-'07 Dyna and '00-'07 Softail models (except Springer™) equipped with single disc front brakes. Brake pads sold separately.

152 CRUISER

Chassis Trim – Rear End

A. CONTOURED FRAME INSERTS

These Contoured Frame Inserts are shaped to fill the frame recesses that surround the swingarm pivot bolt. Adhesive backed for easy installation.

48211-08	Chrome.
Fits '08-'17 Softail® models (except FXCW, FXCWC, FXSB and FXSBSE).	
48212-08	Chrome.
Fits '08-'17 FXCW, FXCWC, FXSB and FXSBSE and '16-later FXSE models.	

B. SOFTAIL® FRAME TRIM SET

These easy-to-install chrome-plated trim plates fit into the recesses at the rear of the Softail frame and add a bright finishing touch. To complete the look, add a set of chrome Swingarm Pivot Bolt Covers (sold separately).

47300-88T
Fits '84-'17 Softail models (except '00-'17 FLSTF, FLSTFB, FLSTFBS, FLSTN, FLSTSB and FXSTD models equipped with shotgun exhaust).

C. SOFTAIL FRAME INSERT AND PIVOT BOLT KIT

Chrome rear frame inserts get you going on the road toward the perfect Softail. Kit includes Swingarm Pivot Bolt Covers and Frame Inserts. Easy installation kit.

48452-00
Fits '00-'07 FLSTF, FLSTN and FXSTD models. Does not fit FXSTDSE.

D. SWINGARM PIVOT BOLT COVERS

Cover your swingarm pivot bolt with distinctive styling. Available in your choice of mirror chrome or gloss black finish, this kit includes set screws and Allen® wrench for easy installation (sold in pairs).

Fits '08-'17 Softail® models (except FXCW, FXCWC, FXSB, FXSBSE, FXSE and FXST-Aus) and models equipped with Passenger Footboard Kits.

47660-09	Chrome – Die-cast.
Fits '84-'99 Softail models (except FLSTS).	
43897-86B	Chrome – Die-cast.

E. SWINGARM PIVOT BOLT COVERS – WILLIE G SKULL COLLECTION

The menacing raised skull with black-filled eyes leaps from a field of chrome. The surrounding Harley-Davidson Motorcycles script is the perfect finishing touch. This easy-to-install kit includes left and right pivot bolt covers and necessary mounting hardware.

47663-09
Fits '08-'17 Softail models (except FXCW, FXCWC, FXSB, FXSBSE, FXSE and FXST-Aus).
43235-08
Fits '00-'07 Softail models (except FLSTF, FXSTD and models with Passenger Footboard Kit).

F. SWINGARM PIVOT BOLT COVERS – HARLEY-DAVIDSON MOTOR CO. LOGO

Die-cast, chrome-plated with black Harley-Davidson Motor Co. logo. Includes set screws and Allen wrench for easy installation (sold in pairs).

47630-09
Fits '08-'17 Softail models (except FXCW, FXCWC, FXSB, FXSBSE, FXSE and FXST-Aus).

G. UPPER BELT GUARD – CHROME

Hand-polished and chrome-plated to replace your factory-equipped painted upper belt guard.

60867-08
Fits '07-'17 FLS, FLSS, FLSTFB, FLSTFBS, FLSTSB, FLSTSC, FXCW, FXS, FXSB, FXSE, FXST and FXSTB models. Stock on many '07-'17 Softail® models.



A. CONTOURED FRAME INSERTS



B. SOFTAIL FRAME TRIM SET



C. SOFTAIL FRAME INSERT AND PIVOT BOLT KIT



D. SWINGARM PIVOT BOLT COVERS – CHROME



E. SWINGARM PIVOT BOLT COVERS – WILLIE G SKULL COLLECTION



F. SWINGARM PIVOT BOLT COVERS – HARLEY-DAVIDSON MOTOR CO. LOGO



G. UPPER BELT GUARD – CHROME



H. LOWER BELT GUARD – CHROME (60654-07A SHOWN)




I. REAR AXLE NUT COVERS – CHROME (44256-01 SHOWN)



I. REAR AXLE NUT COVERS – GLOSS BLACK (43000052 SHOWN)




H. LOWER BELT GUARD – GLOSS BLACK (57100179 SHOWN)



I. REAR AXLE NUT COVERS – GLOSS BLACK (43422-09 SHOWN)



J. REAR AXLE NUT COVERS – WILLIE G SKULL



K. REAR AXLE NUT COVERS – H-D MOTOR CO. LOGO, CHROME



L. REAR AXLE NUT COVERS – H-D MOTOR CO. LOGO, GLOSS BLACK

CRUISER 153

Chassis Trim – Rear End

H. LOWER BELT GUARD

This handsome formed steel guard replaces the Original Equipment plastic debris deflector, providing a rich smooth surface that complements the swingarm and frame. Available in chrome or gloss black finish, this complete kit includes all required mounting hardware.

Fits '07-'17 FLS, FLSS, FLSTC, FLSTN, FLSTNSE, FXS, FXSB, FXSBSE, FXSE and FXSTD models.

60654-07A	Chrome.
57100179	Gloss Black.

Fits '07-'17 FLSTF, FLSTFB, FLSTFBS, FLSTSB, FXST, FXSTB and FXSTC, '14-'15 FLSTNSE, '10-'12 FLSTSE, '16-'17 FXSE and '07-'08 FXSTSSE. Chrome version stock on '14-'15 FLSTNSE, '10-'12 FLSTSE and '07-'08 FXSTSSE models.

60655-07A	Chrome.
------------------	---------

REAR AXLE NUT COVERS

Cover your rear axle nut in the most traditional way. These Rear Axle Cover Kits complement the matching Front Axle Nut covers. Easy to install, these cover kits include necessary mounting hardware. Sold in pairs.

I. REAR AXLE NUT COVERS

Fits '08-'17 Dyna® and '08-later Softail® models (except FXCW, FXCWC, FXSB, FXSBSE, FXSE, FXST-Aus, and '18-later FLFB, FLFBS, FLSB, FXBR, FXBRS and FXDRS).

41705-09	Chrome – Die-cast.
43422-09	Gloss Black – Billet.

Fits '00-'07 Softail models (except FLSTS and FLSTSC). (Will not fit with saddlebags.)

44256-01	Chrome – Die-cast.
-----------------	--------------------

Fits '09-'11 FXCW and FXCWC, '13-'17 FXSB and FXSBSE, and '16-'17 FXSE models.

43000051	Chrome – Billet.
43000052	Gloss Black – Billet.

J. REAR AXLE NUT COVERS – WILLIE G SKULL

Fits '08-'17 Dyna and '08-later Softail models (except FXCW, FXCWC, FXSB, FXSBSE, FXSE, FXST-Aus, and '18-later FLFB, FLFBS, FLSB, FXBR, FXBRS and FXDRS).

43221-08
Fits '00-'07 later Softail models.

K. REAR AXLE NUT COVERS – H-D MOTOR CO. LOGO, CHROME

Fits '08-'17 Dyna and '08-later Softail models (except FXCW, FXCWC, FXSB, FXSBSE, FXSE, FXST-Aus, and '18-later FLFB, FLFBS, FLSB, FXBR, FXBRS and FXDRS).

L. REAR AXLE NUT COVERS – H-D MOTOR CO. LOGO, GLOSS BLACK

Cover the axle in style. Drenched in gloss black and trimmed with deep cut, silver-filled Harley-Davidson Motor Co. lettering, these Axle Nut Covers are an aggressive twist on a classic style. The covers look great with Original Equipment satin-finish fork sliders or are the perfect finishing touch to complete a blacked-out front or rear end. These easy-to-install kits include all necessary mounting hardware. Sold in pairs.

43000178
Fits '08-'17 Dyna and '08-later Softail models (except FXCW, FXCWC, FXSB, FXSBSE, FXSE, FXST-Aus, and '18-later FLFB, FLFBS, FLSB, FXBR, FXBRS and FXDRS).

154 CRUISER

Chassis Trim – Rear End

A. BAR & SHIELD REAR AXLE COVERS

Add a sweep of chrome to the rear of the swingarm. This mirror-finished cover hides the axle head and the rear of the swingarm (sold in pairs).

42069-08

Fits '08-'17 Softail® models (except FLSTF, FLSTFB, FLSTFBS, FXCW, FXCWC, FXSB, FXSBSE and FXSE). Will not fit with saddlebags.

44345-09

Fits '08-'11 FXCW and FXCWC models. Will not fit with saddlebags.

B. BAR & SHIELD LOGO COIL COVER

Featuring a radical open-face design with a Bar & Shield logo silhouette, this chrome coil cover matches chrome Voltage Regulator Covers P/N 74597-01, for an integrated custom look. Includes all mounting hardware.

74616-04

Fits '04-'17 EFI Dyna® and '01-'17 EFI equipped Softail® models (except FXCW, FXCWC, FXS, FXSB, FXSBSE, FXSE, and FXST-Aus).



A. BAR & SHIELD REAR AXLE COVERS (42069-08 SHOWN)



A. BAR & SHIELD REAR AXLE COVERS (44345-09 SHOWN)



C. VOLTAGE REGULATOR – CHROME



B. BAR & SHIELD LOGO COIL COVER



D. VOLTAGE REGULATOR COVER – CHROME



E. PREMIUM OIL COOLER KIT – '00-'17 SOFTAIL WITHOUT ABS CENTER MOUNT

CRUISER 155

Chassis Trim

C. VOLTAGE REGULATOR – CHROME

Original Equipment voltage regulators with a sparkling triple-plated chrome finish. Hand-buffed, then copper-, nickel- and chrome-plated, these brilliant chrome-plated regulators are the perfect highlight for any Harley-Davidson® motorcycle.

74567-11

Fits '11-'17 Softail® models.

D. VOLTAGE REGULATOR COVER – CHROME

With a look that creates its own electricity, this chrome-plated cover features an embossed Bar & Shield logo and an open-center grill that allows air to flow right through for regulator cooling. Designed for easy installation. Chrome mounting hardware included.

74597-01

Fits '01-'17 Softail models (except FXSE). Will fit models equipped with Bullet Front Spoiler P/N 57039-XX. Will not fit with other Softail front spoilers.

E. PREMIUM OIL COOLER KITS

This oil cooler was designed specifically for Harley-Davidson to out-perform all other coolers in the industry. The cooler features a unique Turbulator system that evenly distributes oil across the cooling chambers. The air fins are designed to efficiently dissipate heat. The oil cooler has been designed to simplify installation and enhance performance. The large heat exchanger provides excellent cooling efficiency. The kit features a one-piece adapter plate with integrated thermostat that allows oil lines to connect to the oil filter bracket. Thermostat activates at 185°F (85°C). Kit comes complete with mounting hardware and precut oil lines.

26157-07A Center Mount.

Fits '13-'17 FXSBSE and '00-'17 Softail models (except FXSB) without ABS. Does not fit '11 FXCWC, '08-'10 FXCW and FXCWC models require separate purchase of Horn Relocation Kit for Oil Cooler P/N 69015-08. Does not fit with Softail Front Spoiler Kits, or DEFINITIVE5 Filtration System Kits. Fits with all H-D® Engine Guards. Includes Chrome Oil Cooler Cover.

156 CRUISER

Chassis Trim – Fenders

A. FRONT FENDER TRIM

Add a sweeping dash of chrome to the front fender. Chrome-plated tapered spear features a stepped design that accentuates the flowing fender lines. Self-adhesive backing simplifies installation.

14100618
Fits '12-'16 FLD, '86-'17 FL Softail® (except FLSTSB), '18-later Softail FLDE, FLHC and FLHCS, '84-later Touring and Trike models.

B. BAR & SHIELD LOGO FRONT FENDER SPEAR

This chrome-plated trim spear adds a sweeping dash of chrome to the front fender. Featuring a raised Bar & Shield logo set against a textured black field, this self-adhesive medallion is easy to install.

91195-04 Large.
Fits '12-'16 FLD, '86-'17 FL Softail (except FLSTSB), '18-later Softail FLDE, FLHC and FLHCS, '84-later Touring and Trike models.

C. WILLIE G SKULL FENDER SKIRT

This decorative chrome-plated fender skirt is a direct replacement for stock fender skirt. Features a three-dimensional sculptured concho with skull design set off with black accents. Mounting hardware included.

59582-02A
Fits '06 FLST, '86-'08 FLSTC, '93-'96 FLSTN, '80-'13 Touring and '09-'13 Trike models equipped with Original Equipment fender skirt.

D. FRONT FENDER EXTENSION – CHROME

Dress your front fender in chrome. This chrome-plated tapered Fender Extension is shaped to follow the curve of the fender for style and function. Using the Original Equipment fender hole, the extension mounts below the trailing edge of the fender to help control road dirt and spray.

59664-03
Fits '91-'08 Dyna® and '84-'07 FX Softail models. (Will not fit FXD, FXDX or FXDXT models equipped with Voltage Regulator Covers.)



A. FRONT FENDER TRIM



B. BAR & SHIELD LOGO FRONT FENDER SPEAR (LARGE SHOWN)



C. WILLIE G SKULL FENDER SKIRT



D. FRONT FENDER EXTENSION – CHROME



E. FENDER TIP LENS KIT WITH SKULL LOGO



F. BAR & SHIELD LOGO FENDER TIP LENS KIT



G. H-D CLASSIC FENDER TIP



H. EAGLE WING FENDER TRIM FOR FAT BOY MODELS



I. HERITAGE FRONT FENDER RAIL – CHROME



J. HERITAGE REAR FENDER RAIL – CHROME



K. HERITAGE SPRINGER LEATHER MUD FLAP WITH FRINGE



K. HERITAGE SPRINGER LEATHER MUD FLAP WITH FRINGE

CRUISER 157

Chassis Trim – Fenders

E. FENDER TIP LENS KIT WITH SKULL LOGO

This chrome-plated fender tip lens kit adds a little attitude to your ride. The kit features front and rear lenses with a translucent illuminated skull silhouette. The easy-to-install kit includes an amber front lens and red rear lens.

59651-01
Fits '86-'17 FLSTC, '93-'96 FLSTN and '80-'08 Electra Glide®, Tour Glide and Road King® models (except FLHRC and FLHRS).

F. BAR & SHIELD LOGO FENDER TIP LENS KIT

Chrome-plated polycarbonate construction features translucent Bar & Shield emblems. The kit includes front and rear lenses. Front lens features an amber Bar & Shield logo, rear lens features a red Bar & Shield logo. Quick and easy installation.

59081-96 Front and Rear.
Fits '86-'17 FLSTC, '93-'96 FLSTN and '80-'08 FLHR, FLHS, FLHT and FLT models. (Does not fit Springer™, FLHRS or FLTR.)

G. H-D® CLASSIC FENDER TIP

Stock on Road King Classic models, these nostalgic-look fender tips are also available for other models. Replaces fender lamp assembly.

59002-98 Front.
Fits '80-'13 FL, '86-'08 FLSTC, '94-'13 FLHR and '09-'13 FLHTCUTG models.

59052-98 Rear.
Fits '80-'08 FL and FLHR models and '86-'99 FLSTC models. (Does not fit FLSTF and FLTR models.)

H. EAGLE WING FENDER TRIM FOR FAT BOY® MODELS

Classic Eagle Wing logo in gold & chrome with black accent. Matches Eagle Wing headlamp, tail lamp and turn signal visors.

Fits '90-'06 FLSTF models.
59369-97 Rear, Gold & Chrome.

I. HERITAGE FRONT FENDER RAIL – CHROME*

A stylish re-creation of a popular Hydra Glide model accessory direct from the Harley-Davidson® 1959 accessories catalog. Ornate, jet, twin-tube design sweeps smartly back along the front fender. Sparkling chrome-plating and years-ahead styling make it a hit for all Heritage and FLSTN owners.

91080-93
Fits '87-'17 FLST, FLSTC and '93-'96 FLSTN models. (Does not fit Springer™ models.)

J. HERITAGE REAR FENDER RAIL – CHROME*

A perfect match to Heritage Chrome Front Fender Rail P/N 91080-93. Designed to fit with stock FLSTC, FLSTN saddlebags or Genuine Harley-Davidson® Fat Boy® leather saddlebags.

91402-00
Fits '00-'17 FLST and FLSTC models.

K. HERITAGE SPRINGER™ LEATHER MUD FLAP WITH FRINGE

Made from premium, plated leather with black trim, these flaps have fringe and an '97-'03 FLSTS concho and black trim. Includes chrome hardware, support bracket and fender mounting template.

59027-99
Fits '97-'03 FLSTS models front or rear fender. Also fits '86-'17 FLSTC, '86-'06 FLSTF and '93-'96 FLSTN models.



***WARNING:** Fender rails are decorative items only. Do not strap anything to the rails. Adding weight to the front fender could adversely affect vehicle handling, causing loss of control and death or serious injury.



***WARNING:** Fender rails are decorative items only. Do not strap anything to the rails. Adding weight to the front fender could adversely affect vehicle handling, causing loss of control and death or serious injury.

TOURING



LONG-HAUL ACCESSORY PACKAGE

Kickstart your customization journey and make it as seamless as possible with the Long-Haul Custom Package from H-D® Genuine Parts & Accessories. Head for the horizon, with everything you need to convert a Street Glide® or Road Glide® model into a cross-country touring bike, with a comfort seat and the ability to quickly add luggage capacity and more.

Includes: H-D® Detachables™ Two-Up Tour-Pak® Mounting Rack, 4-Point Docking Hardware Kit, Sundowner™ Seat, Mid-Frame Air Deflectors, Heel Shifter, Streamliner Passenger Footboard and Mount Kit and Vehicle Hold Control Side Stand Sensor. Requires separate purchase of color-matched Tour-Pak® luggage system, lock and backrest pad .

Available exclusively in Dealerships – See your Dealer for details.

50700117 – Black.

50700116 – Chrome.

Fits '24-later FLHX and FLTRX models. Requires separate purchase of color-matched King or Chopped Tour-Pak, Backrest Pad, and Lock Kit.



Mid-Frame Air Deflectors Tour-Pak Mounting Rack



Sundowner Seat Heel Shifter



Notice: Shown with Color-Matched Tour-Pak and Backrest Pad (sold separately). Some Kit items not shown. Kit may include additional components required for complete installation.



Notice: Shown with Color-Matched Tour-Pak (sold separately). Some Kit items not shown. Kit may include additional components required for complete installation.



Mid-Frame Air Deflectors Tour-Pak Mounting Rack 4-Point Docking Hardware



Sundowner Seat Heel Shifter

SPECIAL ACCESSORY PACKAGE

Kickstart your customization journey and make it as seamless as possible with the Special Accessory Package from H D® Genuine Parts & Accessories. The perfect balance of bagger performance and style for the rider who wants a little extra of both.

Includes: Screamin' Eagle® Pro Street Tuner – Generation II, Screamin' Eagle® Extreme Wedge Air Cleaner, Low-Profile Solo Touring Seat and Pillion – Orange Stitch, Adversary Collection: Hand Grips, Rider Footboards, Footpegs, Brake Pedal Pad, Shifter Peg and Derby Cover. Derby Cover included only in package P/N 50700130 (Black and Orange). Package P/N 50700128 (Black) Includes Heated Handgrips.

Available exclusively in Dealerships – See your Dealer for details.

50700130 – Black and Orange.

Fits '24-later FLHX and FLTRX models. Does not fit California models.

50700128 – Black.

Fits '24-later FLHX and FLTRX models. Does not fit California models. Installation on some '24 Street Glide and Road Glide models may require a Digital Technician update by a Harley-Davidson dealer; see your local dealer for details.



Low-Profile Touring Seat Screamin' Eagle Extreme Wedge Air Cleaner Pro Street Tuner



Adversary Footboards Adversary Passenger Footpegs Adversary Derby Cover



Notice: Some Kit items not shown: Kit may include additional components required for complete installation.



Low-Profile Touring Seat Screamin' Eagle Extreme Wedge Air Cleaner Pro Street Tuner



Adversary Footboards Adversary Passenger Footpegs Adversary Heated Hand Grips



Notice: Some Kit items not shown: Kit may include additional components required for complete installation.

ST ACCESSORY PACKAGE

Kickstart your customization journey and make it as seamless as possible with the ST Custom Package from H D® Genuine Parts & Accessories. The perfect balance of bagger performance and style for the rider who wants a little extra of both.


Includes: Screamin' Eagle® Pro Street Tuner – Generation II, Black Heavy Breather Extreme Air Cleaner, Switchback Touring Seat – Red Stitch, Black Switchback Collection: Mini Footboard, Hand Grips, Footpegs, Large Brake Pedal Pad, Shifter Peg, and Derby Cover.

Available exclusively in Dealerships – See your Dealer for details.


50700119

Fits '24-later FLHX and FLTRX models. Does not fit California models.







Black Heavy Breather Extreme Air Cleaner




Pro Street Tuner




Switchback Touring Seat




Switchback Collection Mini Footboards



Switchback Collection Handgrips



Switchback Collection Footpegs



Switchback Collection Derby Cover

Some Kit items not shown. Kit may include additional components required for complete installation.

DAY-TRIPPER ACCESSORY PACKAGE

Ideal for the weekend tour or the weekday commute. This Day-Tripper Package includes functional accessories for select Touring models from H-D® Genuine Parts & Accessories selected to offer quick-change versatility.

Includes: H-D® Detachables™ Sissy Bar Upright, Compact Leather Passenger Backrest Pad, 4-Point Docking Hardware Kit, Heel Shifter, Mid-Frame Air Deflector. Package may include additional components not pictured

Available exclusively in Dealerships – See your Dealer for details.

50700115 – Black.

50700114 – Chrome.

Fits '24-later FLHX and FLTRX models.



Mid-Frame Air Deflectors Nylon Black

Sissy Bar Upright-Black



Compact Backrest (Passenger)

4-Point Docking Hardware Kit Black

Heel Shifter Black

Notice: Some Kit items not shown. Kit may include additional components required for complete installation.



Mid-Frame Air Deflectors Nylon Black

Sissy Bar Upright-Chrome



Compact Backrest (Passenger)

4-Point Docking Hardware Kit Chrome

Heel Shifter Chrome

Notice: Some Kit items not shown. Kit may include additional components required for complete installation.



164 TOURING

Packages

A. HARLEY-DAVIDSON® AUDIO POWERED BY ROCKFORD FOSGATE® STAGE II 4-SPEAKER KIT

Step up to the ultimate motorcycle audio experience. Harley-Davidson® Audio powered by Rockford Fosgate® Stage II speakers deliver ultra clear highs, super clean mids, and ground thumping bass. This complete 4-speaker system is conveniently packaged and ready for installation.

Includes: Harley Davidson® Audio powered by Rockford Fosgate® Stage II Fairing Speakers and 5x7" Stage II Saddlebag Speakers, Harley Davidson® Audio powered by Rockford Fosgate® 500 watt Primary Amplifier and Saddlebag Speaker Installation Kit and all required installation hardware

H-D Audio powered by Rockford Fosgate products are garage-ready in most cases. Following installation, simply configure your new system using the Skyline™ OS touchscreen prompts.

Purpose-built for the harsh motorcycle environment to stand up to water, dirt, UV, and motorcycle vibration, to help ensure that your audio system will stand the test of time

Learn More about Harley-Davidson® Audio powered by Rockford Fosgate®.

50700120
Fits '24-later FLHX models. Requires seperate purchase of Color-Matched Saddlebag Speaker Lids.

B. HARLEY-DAVIDSON® AUDIO POWERED BY ROCKFORD FOSGATE® STAGE II+ 4-SPEAKER KIT

Take your audio experience to the limit. Harley-Davidson® Audio powered by Rockford Fosgate® Stage III 6x9" saddle-bag speakers are the largest and most powerful saddlebag speakers ever offered by Harley-Davidson. Paired with Stage II fairing speakers this system delivers incredible volume with ultra clear highs, super clean mids, and ground thumping bass. This complete 4-speaker system is conveniently packaged and ready for installation.

Includes: Harley Davidson® Audio powered by Rockford Fosgate® Stage II Fairing Speakers and 6x9" Stage III Saddlebag Speakers, Harley Davidson® Audio powered by Rockford Fosgate® 500 watt Primary Amplifier and Saddlebag Speaker Installation Kit and all required installation hardware

H-D® Audio powered by Rockford Fosgate products are garage-ready in most cases. Following installation, simply configure your new system using the Skyline™ OS touch-screen prompts.

Purpose-built for the harsh motorcycle environment to stand up to water, dirt, UV, and motorcycle vibration, to help ensure that your audio system will stand the test of time

Learn More about Harley-Davidson® Audio powered by Rockford Fosgate®.

50700122
Fits '24-later FLHX models. Requires seperate purchase of Color-Matched Saddlebag Speaker Lids.



A. HARLEY-DAVIDSON® AUDIO POWERED BY ROCKFORD FOSGATE® STAGE II 4-SPEAKER KIT



B. HARLEY-DAVIDSON® AUDIO POWERED BY ROCKFORD FOSGATE® STAGE II+ 4-SPEAKER KIT



C. HARLEY-DAVIDSON® AUDIO POWERED BY ROCKFORD FOSGATE® STAGE II 4-SPEAKER KIT



D. HARLEY-DAVIDSON® AUDIO POWERED BY ROCKFORD FOSGATE® STAGE II+ 4-SPEAKER KIT

TOURING 165

Packages

C. HARLEY-DAVIDSON® AUDIO POWERED BY ROCKFORD FOSGATE® STAGE II 4-SPEAKER KIT

Step up to the ultimate motorcycle audio experience. Harley Davidson® Audio powered by Rockford Fosgate® Stage II speakers deliver ultra clear highs, super clean mids, and ground thumping bass. This complete 4-speaker system is conveniently packaged and ready for installation.

Includes: Harley Davidson® Audio powered by Rockford Fosgate® Stage II Fairing Speakers and 5x7" Stage II Saddlebag Speakers, Harley Davidson® Audio powered by Rockford Fosgate® 500 watt Primary Amplifier and Saddlebag Speaker Installation Kit and all required installation hardware

H-D Audio powered by Rockford Fosgate products are garage-ready in most cases. Following installation, simply configure your new system using the Skyline™ OS touchscreen prompts.

Purpose-built for the harsh motorcycle environment to stand up to water, dirt, UV, and motorcycle vibration, to help ensure that your audio system will stand the test of time

Learn More about Harley-Davidson® Audio powered by Rockford Fosgate®.

50700121
Fits '24-later FLTRX models. Requires seperate purchase of Color-Matched Saddlebag Speaker Lids.

D. HARLEY DAVIDSON® AUDIO POWERED BY ROCKFORD FOSGATE® STAGE II+ 4-SPEAKER KIT

Take your audio experience to the limit. Harley Davidson® Audio powered by Rockford Fosgate® Stage III 6x9" saddle-bag speakers are the largest and most powerful saddlebag speakers ever offered by Harley-Davidson. Paired with Stage II fairing speakers this system delivers incredible volume with ultra clear highs, super clean mids, and ground thumping bass. This complete 4-speaker system is conveniently packaged and ready for installation.

ncludes: Harley Davidson® Audio powered by Rockford Fosgate® Stage II Fairing Speakers and 6x9" Stage III Saddlebag Speakers, Harley Davidson® Audio powered by Rockford Fosgate® 500 watt Primary Amplifier and Saddlebag Speaker Installation Kit and all required installation hardware

H-D Audio powered by Rockford Fosgate products are garage-ready in most cases. Following installation, simply configure your new system using the Skyline™ OS touchscreen prompts.

Purpose-built for the harsh motorcycle environment to stand up to water, dirt, UV, and motorcycle vibration, to help ensure that your audio system will stand the test of time

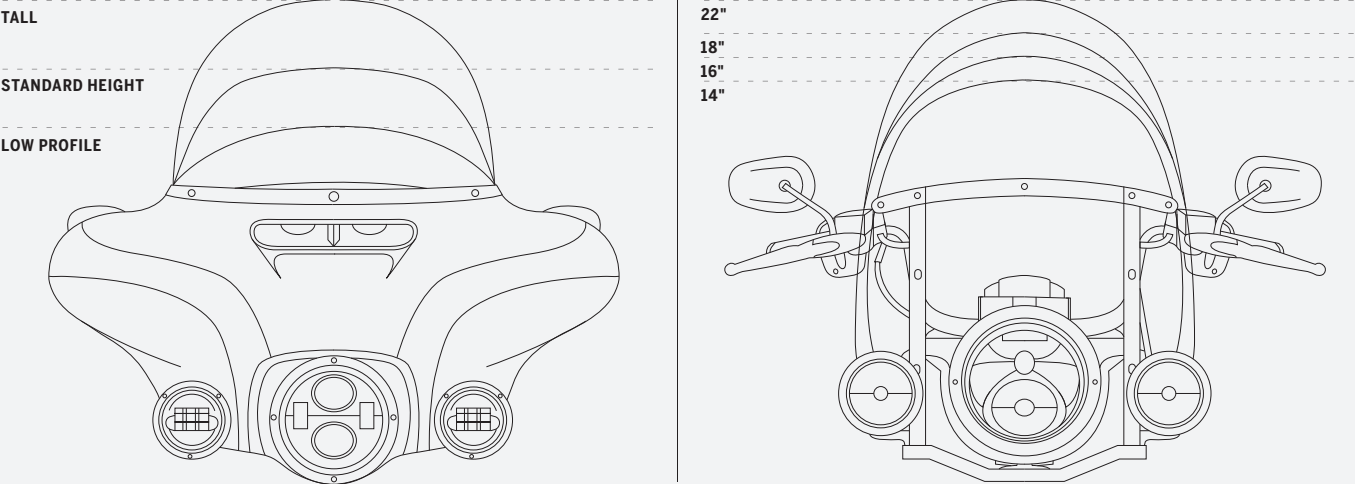
Learn More about Harley-Davidson® Audio powered by Rockford Fosgate®.

50700123
Fits '24-later FLTRX models. Requires seperate purchase of Color-Matched Saddlebag Speaker Lids.

DEFY THE WIND

At highway speed, you take the wind full-force in the chest, causing fatigue in your arms, neck and shoulders. Take the pressure off with an easy-to-install detachable windshield. Shaped to divert air, rain and road debris around the rider, a windshield can add hours of riding comfort.

EXTENDED COVERAGE



WIND SPLITTER

Wind Splitter windshields are shaped for effective airflow management and wow styling. The sweeping design adds height over a traditional low-profile wind deflector in the center where it counts.



To avoid looking through bug spots, condensation and road grime, select a windshield that tops out just below your line of sight.



Windshields — Road King®

A. H-D® DETACHABLES™ WINDSHIELDS – ROAD KING® MODELS

Designed to be installed or removed without tools in seconds, a detachable windshield gives you the freedom to define your ride at the drop of a hat. Ride across the country protected from the elements, then quickly remove the windshield to hit the streets in style. These one-piece windshields are formed from hard-coated polycarbonate material to resist scratching and the complete assembly features polished stainless steel brackets that mount to the Original Equipment rubber isolated docking points for ease of installation and removal. Windshields are available in a variety of heights to match your size and riding style.

Fits '94-later Road King® models. '04-'07 FLHRS and '17-later FLHRXS models require additional purchase of Mounting Hardware Kit P/N 58221-04.

57400380 20" Clear – Black.
Windshield dimensions: Overall height – 27.2"; width – 23.1".

57400381 18" Clear – Black.
Windshield dimensions: Overall height – 25.0"; width – 23.1".

57400383 16" Light Smoke – Black.
Windshield dimensions: Overall height – 23.0"; width – 23.1".

Also available:
ROAD KING WINDSHIELD DOCKING HARDWARE KIT
Kit includes the hardware required to install a H-D® Detachables™ Road King Windshield on the Road King Custom and Special models.

58221-04 Fits '04-later FLHRS and '17-later FLHRXS models.

Also available:
REPLACEMENT WINDSHIELD SCREEN
Formed of polycarbonate and available in a size that suits your riding needs. Kit includes screen, cross brace tape and instructions.

Fits '94-later Road King models (except '13-'14 FLHRSE).

58433-96 22" Clear.

58195-94 16" Light Smoke.



A. H-D DETACHABLES WINDSHIELD – POLISHED BRACES



A. H-D DETACHABLES WINDSHIELD – BLACK BRACES

168 TOURING & TRIKE

Windshields — Road King®

A. WIND SPLITTER VENTED WINDSHIELD

Reduce helmet buffeting at speed. The Harley-Davidson® Detachables™ Wind Splitter Vented Windshield features an exclusive fingertip-adjustable center vent that reduces turbulence behind the windscreen. When open, the controlled airflow fills the negative pressure area behind the shield and helps to smooth the flow of air over the top of the screen and around the rider. The revised flow reduces helmet bobbing and neck fatigue so you can comfortably spend more time in the saddle. The open vent also provides cooling airflow to the rider at low speeds and in city traffic.

Engineered to provide the riding comfort of a larger windshield, this low-profile screen’s contemporary contour sets it apart from the crowd. The shape keeps the windshield below your sight line so you don’t look through bugs and road grime and the detachable design means you can ride without the shield when the mood strikes. The shield is formed of hard-coated polycarbonate for strength and scratch resistance and the dark-smoked finish reduces glare. The slim polished stainless steel brackets mount to the Original Equipment rubber isolated docking points for ease of installation and removal.

57400176
Fits '94-later Road King® models (except FLHRS). '17-later FLHRXS models require additional purchase of Mounting Hardware Kit P/N 58221-04. Does not fit with Mini Tach or Boom!™ Audio Cruiser Speakers Stock on '13-'14 FLHRSE. Windshield dimensions: Overall height – 22.4" height from headlamp opening –16.1", width – 20.3".

B. ROAD KING® 14" H-D® DETACHABLES™ WIND DEFLECTOR
Maintain the same low-down mini-shield styling of the Road King® Dark Smoke Wind Deflector with a little extra wind protection. This 3.0" taller oversized dark smoke screen features polished stainless steel mounting brackets to provide the same ease of installation as the stock Road King windshield.

57357-07 14" Dark Smoke.
Fits '94-later Road King models. '04-'07 FLHRS and '17-later FLHRXS models require additional purchase of Mounting Hardware Kit P/N 58221-04. Stock on '07 FLHRSE models. Windshield dimensions: Overall height – 21.0"; width – 21.4".

Also available:
ROAD KING 11" H-D DETACHABLES WIND DEFLECTOR
Keep the wind and glare out of your eyes with this Smoked Wind Deflector. This dark smoke detachable mini-shield follows the form of a traditional Harley-Davidson® Road King® windshield, but its much smaller size adds a touch of low-down attitude.
58163-02 11" Dark Smoke.
Fits '94-later Road King models. '04-'07 FLHRS and '17-later FLHRXS models require additional purchase of Mounting Hardware Kit P/N 58221-04. Stock on '08 FLHRSE models. Windshield dimensions: Overall height – 18.0"; width – 19.4".



A. WIND SPLITTER VENTED WINDSHIELD



B. ROAD KING 14" H-D DETACHABLES WIND DEFLECTOR



C. H-D DETACHABLES WINDSHIELD – FREEWHEELER MODELS



D. FORK-MOUNT WIND DEFLECTORS – CHROME

TOURING & TRIKE 169

Windshields — Freewheeler®

C. H-D® DETACHABLES™ WINDSHIELDS – FREEWHEELER® MODELS

Designed to be installed or removed without tools in seconds, a detachable windshield gives you the freedom to define your ride at the drop of a hat. Ride across the country protected from the elements, then quickly remove the windshield to hit the streets in style. These one-piece windshields are formed from hard-coated polycarbonate material to resist scratching and the complete assembly features polished stainless steel or Gloss Black brackets that mount to rubber isolated docking points for ease of installation and removal. Windshields are available in a variety of heights to match your size and riding style.

Fits '15-later FLRT models.
57400273A 20" Clear – Polished.
Windshield dimensions: Overall height – 25.5"; width – 22.2".
57400274 16" Light Smoke – Polished.
Windshield dimensions: Overall height – 21.5"; width – 21.4".
57400630 16" Light Smoke – Gloss Black.
Windshield dimensions: Overall height – 21.5"; width – 21.4".
57400631 20" Clear – Gloss Black.
Windshield dimensions: Overall height – 25.5"; width – 22.2".

D. FORK-MOUNT WIND DEFLECTORS – CHROME
Dress your bike for comfort and style. Wind Deflectors extend the windshield’s coverage for superior protection in any weather. The scooped Deflectors are shaped to channel the airflow and direct the rush of air and turbulence around the rider. Deflectors attach to the fork brackets for a clean, integrated look and the chrome finish is the perfect complement to polished or chrome front end components. Easy-to-install kit includes all required mounting hardware.

57400146A
Fits '95-later FLHR, FLHRC and FLHRS and '14-later FLHRSE models. Also fits '06-'13 FLHT, FLHTC, '06-'23 FLHX and FLXS, '19-later FLHT, '20-later FLHXSE, '22-later FLHXST and '19-later FLHT models. Does not fit '95-'13 models equipped with Lighted Fork Slider Kit or Custom Auxiliary Lighting Bracket Kit P/N 69227-04A or 68000043.

170 TOURING & TRIKE

Windshields — Street Glide®

A. WIND SPLITTER 5-IN. WINDSHIELD – DARK SMOKE
The Wind Splitter Windshield is shaped for the perfect combination of effective airflow management and wow styling. Sweeping design complements the shape of the fairing and the inner dash panel, and adds height over a traditional low-profile wind deflector in the center where it counts. Dark smoked finish looks great against any paint color. Polycarbonate material and stylish tint is protected by a scratch-resistant layer. Easy-to-install with new floating bracket design and features Harley-Davidson script for a distinctive finishing touch.

57400597
Fits '23-later FLHXSE and '24-later FLHX models.

B. WIND SPLITTER 8-IN. WINDSHIELD
In the world of functional performance, size does matter. After all, it's simple to understand that the larger the windshield area, the greater the amount of wind deflection. The Wind Splitter Windshield is shaped for the perfect combination of effective airflow management and wow styling. Specifically designed for riders between 5'4" and 5'9" in height. A rider in this range will experience up to 50% reduction of visor pressure over the stock windshield. Rigorous fluid dynamic analysis and wind-tunnel testing shows significant reduction in helmet pressure and air velocity. Sweeping design complements the shape of the fairing and the inner dash panel, and adds height over a traditional low-profile wind deflector in the center where it counts. The shape decreases wind noise and improves your ability to hear the motorcycle sound system. Polycarbonate material is protected by a scratch-resistant layer. Easy-to-install with new floating bracket design and features Harley-Davidson script for a distinctive finishing touch.

Fits '23-later FLHXSE and '24-later FLHX models, installation requires tall windshield mounting blocks (P/N 57400668).

57400600	8" Clear.
57400601	8" Light Smoke.

C. WIND SPLITTER 10-IN. WINDSHIELD
In the world of functional performance, size does matter. After all, it's simple to understand that the larger the windshield area, the greater the amount of wind deflection. The Wind Splitter Windshield is shaped for the perfect combination of effective airflow management and wow styling. The windshield is specifically designed for riders taller than 5'9" in height. A rider in this range will experience up to 25% reduction of visor pressure over the stock windshield. Rigorous fluid dynamic analysis and wind-tunnel testing shows significant reduction in helmet pressure and air velocity. The sweeping design complements the shape of the fairing and the inner dash panel, and adds height over a traditional low-profile wind deflector in the center where it counts. The shape decreases wind noise and improves your ability to hear the motorcycle sound system. Polycarbonate material is protected by a scratch-resistant layer. Easy-to-install with new floating bracket design and features Harley-Davidson script for a distinctive finishing touch.

Fits '23-later FLHXSE and '24-later FLHX models, installation requires tall windshield mounting blocks (P/N 57400668).

57400602	8" Clear.
57400603	8" Light Smoke.

D. TALL WINDSHIELD MOUNTING KIT
Required for installation of 8-inch and 10-inch windshields on some models.

57400668
Fits '23-later FLHXSE and '24-later FLHX models.



A. WIND SPLITTER 5-IN. WINDSHIELD – DARK SMOKE



B. WIND SPLITTER 8-IN. WINDSHIELD – CLEAR



B. WIND SPLITTER 8-IN. WINDSHIELD – LIGHT SMOKE



C. WIND SPLITTER 10-IN. WINDSHIELD – CLEAR



C. WIND SPLITTER 10-IN. WINDSHIELD – LIGHT SMOKE



D. TALL WINDSHIELD MOUNTING KIT



4.5" DARK SMOKE



7" DARK SMOKE



10" LIGHT SMOKE



E. WIND SPLITTER WINDSHIELD – BATWING FAIRING – 4.5" DARK SMOKE SHOWN



E. WIND SPLITTER WINDSHIELD – BATWING FAIRING – 7" DARK SMOKE SHOWN



E. WIND SPLITTER WINDSHIELD – BATWING FAIRING – 10" LIGHT SMOKE SHOWN

TOURING & TRIKE 171

Windshields — Electra Glide®

E. WIND SPLITTER WINDSHIELD – BATWING FAIRING
In the world of functional performance, size does matter. After all, it's simple to understand that the larger the windshield area, the greater the amount of wind deflection. The Wind Splitter Windshield is a great look for all Touring models and is shaped for the perfect combination of effective airflow management and "wow" styling. The sweeping design complements the shape of the fairing and the inner dash panel and adds height over a traditional low-profile wind deflector in the center where it counts. The shape decreases wind noise and improves your ability to hear the motorcycle's sound system. The rich smoked finish does not interfere with your forward view and looks great against any paint color. The easy-to-install Wind Splitter features a center-mount Bar & Shield medallion for a distinctive finishing touch.

Fits '14-later Electra Glide®, Street Glide®, (except '24-later FLHX and '23-later FLHXSE). Ultra Limited and Tri Glide® models.

57400204	4.5" Dark Smoke. Does not fit with Windshield Bags or Pouches.
57400205	7" Dark Smoke. Does not fit with Windshield Bags or Pouches.
57400206	10" Light Smoke.

Fits '96-'13 Electra Glide, Street Glide and Trike models. Does not fit with fairing mounted zūmo® GPS Navigator, Windshield Bags or Pouches.

57400091	4.5" Dark Smoke.
57164-10	7" Dark Smoke.
57400092	10" Light Smoke.

172 TOURING & TRIKE

Windshields — Electra Glide®

A. BATWING FAIRING WINDSHIELDS

Tailor your bike to your size and riding style. For the best compromise between adequate protection from the elements and a clear view of the road ahead, select a windshield that tops out just below eye level. This reduces helmet buffeting while allowing a view unobstructed by dirt, bugs and rain drops. Harley-Davidson® windshields are formed of hard-coated polycarbonate for strength and scratch resistance and are available in a variety of heights and tints to suit your riding needs.

Fits '14-later Electra Glide®, Street Glide® (except '24-later FLHX and '23-later FLHXSE), Ultra Limited and Tri Glide® models.

57400224	15" Clear.
57400228	12" Clear.
57400226	12" Light Smoke.
57400227	10" Clear.
57400225	10" Light Smoke.

Fits '96-'13 Electra Glide, Street Glide and Trike models.

58314-97	15" Clear.
58187-96	12" Clear.



A. BATWING FAIRING WINDSHIELD – 15"



B. BATWING FAIRING WIND DEFLECTOR – MEDIUM PROFILE



A. BATWING FAIRING WINDSHIELD – 12"



C. BATWING FAIRING WIND DEFLECTOR – LOW PROFILE



A. BATWING FAIRING WINDSHIELD – 10



D. 7" WIND SPLITTER ST WINDSHIELD - BATWING FAIRING

TOURING & TRIKE 173

Windshields — Electra Glide®

B. BATWING FAIRING WIND DEFLECTOR – MEDIUM PROFILE

Style meets function. This 7.0" tall Wind Deflector splits the difference between the wind deflector and a low windshield, offering sport styling with a little greater wind protection. Harley-Davidson® windshields are formed of hard-coated polycarbonate for strength and scratch resistance and the dark smoke tint complements any paint color.

57400229 7" Dark Smoke.
Fits '14-later Electra Glide®, Street Glide® (except '24-later FLHX and '23-later FLHXSE), Ultra Limited and Tri Glide® models.

C. BATWING FAIRING WIND DEFLECTOR – LOW PROFILE

Maintain your forward view with this low-profile wind deflector. The shield adds a radical shape to the traditional Batwing fairing and the dark smoke tint complements any paint color. Harley-Davidson windshields are formed of hard-coated polycarbonate for strength and scratch resistance.

57400243 5" Dark Smoke.
Fits '14-later Electra Glide, Street Glide (except '24-later FLHX and '23-later FLHXSE), Ultra Limited and Tri Glide models. Stock on '14 FLHX models.

58207-04 4" Dark Smoke.
Fits '96-'13 Electra Glide, Street Glide and Trike models. Stock on '04 FLHTCSE models.

D. 7" WIND SPLITTER ST WINDSHIELD – BATWING FAIRING

Combine functional performance and custom style with this gold-tone Wind Splitter Windshield. This Wind Splitter windshield is a great look for all Street Glide® models and is shaped for the perfect combination of effective airflow management and wow styling. Sweeping design complements the shape of the fairing and the inner dash panel, and adds height over a traditional low-profile wind deflector in the center where it counts. Shape decreases wind noise and improves your ability to hear the motorcycles sound system. Easy-to-install and features a center-mount Bar & Shield logo for a distinctive finishing touch.

57400528
Fits '14-later Electra Glide®, Street Glide®, (except '24-later FLHX and '23-later FLHXSE). Ultra Limited® and Tri Glide® models.

174 TOURING & TRIKE

Windshields — Air Deflectors

A. ADJUSTABLE AIR DEFLECTORS

The Adjustable Air Deflectors feature an infinitely adjustable friction pivot that holds the wing in position to direct the air where you need it. Close the vent to direct airflow around the fairing or open the vent to maximize airflow on hot days. Available in dark or light smoke finish, the translucent deflectors are easy to install with the included mounting hardware.

57000529 Dark Smoke.
Fits '14-later Street Glide® models (except '24 FLHX and '23-later FLHXSE). Original Equipment on Electra Glide®, Ultra Limited and Tri Glide® models.

58156-08A Dark Smoke.
Fits '08-'13 Electra Glide, Street Glide and Trike models.

B. FAIRING AIR DEFLECTORS

Designed to deflect air away from the rider’s elbows and upper torso, these easy-to-install Air Deflectors reduce the draft behind the fairing. Fixed-position deflectors are available in your choice of black or smoked finish to match your styling direction.

Fits '96-'13 Electra Glide, Street Glide and Trike models.

58120-96A Light Smoke.



A. ADJUSTABLE AIR DEFLECTORS



B. FAIRING AIR DEFLECTORS



A. BLACK WINDSHIELD TRIM – GROOVED



B. CHROME WINDSHIELD TRIM – GROOVED



C. EDGE CUT WINDSHIELD TRIM



D. BAR & SHIELD WINDSHIELD TRIM



E. WINDSHIELD TRIM – GLOSS BLACK



F. WINDSHIELD TRIM – CHROME



G. ILLUMINATED WINDSHIELD TRIM – CHROME



G. ILLUMINATED WINDSHIELD TRIM – GLOSS BLACK

TOURING & TRIKE 175

Fairing Trim

A. BLACK WINDSHIELD TRIM – GROOVED

Custom billet-look windshield trim accents the outer fairing and dresses your bike in style. The grooved design grabs your eye and adds character to the base of the windshield. Easy to install, the kit includes matching mounting hardware.

61400593
Fits '14-later Electra Glide®, Street Glide®, Ultra Limited® and Tri Glide® (except '23-later FLHXSE and '24-later FLHX) models.

B. CHROME WINDSHIELD TRIM – GROOVED

Custom polished and chrome-plated billet windshield trim accents the outer fairing and dresses your bike in style. The grooved design grabs your eye and adds character to the base of the windshield. Easy to install, the kit includes stainless steel mounting hardware.

61400224
Fits '14-later Electra Glide®, Street Glide®, Ultra Limited® and Tri Glide® (except '23-later FLHXSE and '24-later FLHX) models.

C. EDGE CUT WINDSHIELD TRIM

Live your life on the edge. Custom windshield trim features a crisp anodized finish that is machined to expose the highlights of raw aluminum. The contrasting cut back look makes a powerful visual statement and works great with both traditional and contemporary customizing styles. Easy to install, the kit includes stainless steel mounting hardware.

61300358
Fits '14-later Electra Glide®, Street Glide®, Ultra Limited® and Tri Glide® (except '23-later FLHXSE and '24-later FLHX) models.

D. BAR & SHIELD WINDSHIELD TRIM

This highly polished stainless steel windshield trim is accented by four slots that allow the color of the outer fairing to show through. This unique trim piece is highlighted with Bar & Shield logo machined into the surface. Kit includes stainless steel mounting hardware.

61300275
Fits '14-later Electra Glide®, Street Glide®, Ultra Limited® and Tri Glide® (except '23-later FLHXSE and '24-later FLHX) models.

59133-99
Fits '96-'13 Electra Glide, Street Glide and Trike models.

E. WINDSHIELD TRIM – GLOSS BLACK

Complete the blacked-out look. This easy to install windshield molding accents the outer fairing on batwing fairing equipped models, and simplifies the transition between the fairing and the base of the windshield. Kit includes one-piece trim and required mounting hardware.

61400325
Fits '14-later Electra Glide®, Street Glide®, Ultra Limited® and Tri Glide® (except '23-later FLHXSE and '24-later FLHX) models.

F. WINDSHIELD TRIM – CHROME

Chrome Windshield Molding accents the outer fairing on Electra Glide models. Easily installed, including all necessary hardware and instructions.

61300310
Fits '14-later Electra Glide®, Street Glide®, Ultra Limited® and Tri Glide® (except '23-later FLHXSE and '24-later FLHX) models.

G. ILLUMINATED WINDSHIELD TRIM

Smoked lenses hide bands of amber LED lamps that glow as running lamps when the ignition is on, and the two outer clusters function as auxiliary directional indicators when the turn signals are activated. The wiring is concealed inside the fairing for a clean, custom appearance. Complete kit includes all necessary mounting hardware.

Fits '14-later Electra Glide®, Street Glide®, Ultra Limited® and Tri Glide® (except '23-later FLHXSE and '24-later FLHX) models. Installation on CVO™ models requires removal of current windshield trim. Not for use with Three-Pocket Fairing Pouch P/N 93300054B.

57000394A Chrome.
57000395A Gloss Black.

176 TOURING & TRIKE

Windshields — Road Glide®

A. WIND SPLITTER 5" WINDSHIELD – DARK SMOKE

The Wind Splitter Windshield is shaped for the perfect combination of effective airflow management and wow styling. Sweeping design complements the shape of the fairing and the inner dash panel, and adds height over a traditional low-profile wind deflector in the center where it counts. Dark smoked finish looks great against any paint color. Polycarbonate material and stylish tint is protected by a scratch-resistant layer. Easy-to-install with new floating bracket design and features Harley-Davidson script for a distinctive finishing touch.

57400617

Fits '23-later FLHXSE and '24-later FLTRX and FLTRXSTS models.

B. WIND SPLITTER 10" WINDSHIELD

In the world of functional performance, size does matter. After all, it's simple to understand that the larger the windshield area, the greater the amount of wind deflection. The Wind Splitter Windshield is shaped for the perfect combination of effective airflow management and wow styling. The windshield is specifically designed for riders between 5'4" and 5'9 in height. A rider in this range will experience up to 50% reduction of visor pressure over the stock windshield. Rigorous fluid dynamic analysis and wind-tunnel testing shows significant reduction in helmet pressure and air velocity. The sweeping design complements the shape of the fairing and the inner dash panel, and adds height over a traditional low-profile wind deflector in the center where it counts. The shape decreases wind noise and improves your ability to hear the motorcycle sound system. Polycarbonate material is protected by a scratch-resistant layer. Easy-to-install with new floating bracket design and features Harley-Davidson script for a distinctive finishing touch.

Fits '23-later FLTRXSE and '24-later FLTRX and FLTRXSTS models.

57400620	10" Light Smoke.
57400621	10" Clear.

C. WIND SPLITTER 12" WINDSHIELD

In the world of functional performance, size does matter. After all, it's simple to understand that the larger the windshield area, the greater the amount of wind deflection. The Wind Splitter Windshield is shaped for the perfect combination of effective airflow management and wow styling. The windshield is specifically designed for riders taller than 5'9" in height. A rider in this range will experience up to 25% reduction of visor pressure over the stock windshield. Rigorous fluid dynamic analysis and wind-tunnel testing shows significant reduction in helmet pressure and air velocity. The sweeping design complements the shape of the fairing and the inner dash panel, and adds height over a traditional low-profile wind deflector in the center where it counts. The Shape decreases wind noise and improves your ability to hear the motorcycle sound system. Polycarbonate material is protected by a scratch-resistant layer. Easy-to-install with new floating bracket design and features Harley-Davidson script for a distinctive finishing touch.

Fits '23-later FLTRXSE and '24-later FLTRX and FLTRXSTS models.

57400643	12" Light Smoke.
57400644	12" Clear.



A. WIND SPLITTER 5-IN. WINDSHIELD – DARK SMOKE



B. WIND SPLITTER 10-IN. WINDSHIELD – LIGHT SMOKE



B. WIND SPLITTER 10-IN. WINDSHIELD – CLEAR



C. WIND SPLITTER 12-IN. WINDSHIELD – LIGHT SMOKE



C. WIND SPLITTER 12-IN. WINDSHIELD – CLEAR



D. 12" WIND SPLITTER WINDSHIELD – (57400271 SHOWN)



D. 15" WIND SPLITTER WINDSHIELD – (57400270 SHOWN)



E. ROAD GLIDE ST 6" WIND DEFLECTOR

TOURING & TRIKE 177

Windshields — Road Glide®

D. WIND SPLITTER WINDSHIELD – ROAD GLIDE® MODEL

In the world of functional performance, size does matter. After all, it's simple to understand that the larger the windshield area, the greater the amount of wind deflection. The Wind Splitter Windshield is a great look for all Touring models and is shaped for the perfect combination of effective airflow management and "wow" styling. The sweeping design complements the shape of the fairing and the inner dash panel and adds height over a traditional low-profile wind deflector in the center where it counts. The shape decreases wind noise and improves your ability to hear the motorcycle's sound system. The rich smoked finish does not interfere with your forward view and looks great against any paint color. The easy-to-install Wind Splitter features a center-mount Bar & Shield medallion for a distinctive finishing touch.

Fits '15-later Road Glide® (except '23-later FLTRXSE, '24 FLTRX and FLTRXSTSE), and '23-later FLTRT models.

57400271	12" Light Smoke.
57400270	15" Light Smoke.

E ROAD GLIDE® ST 6" WIND DEFLECTOR

Roll with custom style. This 6-inch Wind Deflector accentuates the curvaceous shape of the Road Glide® model's fairing, and hugs the contours of the splitstream vent.

57400526

Fits '15-later Road Glide® (except '23-later FLTRXSE and '24-later FLTRX and FLTRXSTSE) and '23-later FLTRT models.

178 TOURING & TRIKE

Fairing Trim

A. ROAD GLIDE® WINDSHIELD TRIM

The Road Glide® model's shark-like fairing is a bold and captivating styling element, so it requires just the right visual touch to complement the signature look. These elegant Windshield Trim components conceal the base of the windshield and sweep over the center Splitstream vent for a continuous band of "custom". Machined from billet aluminum, these easy-to-install components are available in a variety of finishes to match your customizing direction. Mix and match the black or chrome center and side trim to develop your own unique look. Side Trim Kits include left and right side trim and mounting hardware.

Fits '15-later Road Glide® model (except '23-later FLTRXSE, '24-later FLTRX and FLTRXSTSE). Installation requires one Side Trim Kit and one Center Trim Kit. Does not fit with Original Equipment side trim '15-later FLTRUSE models. Also fits '23-later FLTRT models.

57400256	Side Trim – Black Billet.
----------	---------------------------

B. ROAD GLIDE SPLIT WINDSHIELD TRIM

This easy-to-install, 2-piece trim kit adds a speed-stripe accent to the base of the windshield. Tapered from the leading to the trailing edge, the glass-smooth trim features counter bored mounting holes and flush-mount hardware for a clean, elegant look. Kit includes left and right trim and installation hardware.


Fits '15-later Road Glide® and '23-later FLTRT models. Does not not fit '24-later FLTRX and FLTRXSTSE.

57400320	Satin Black.
----------	--------------

C. ROAD GLIDE 4" LOW-PROFILE WINDSCREEN

Sometimes, it's all about style. This minimalistic Low-Profile Windscreen accentuates the curvaceous shape of the Road Glide model's fairing, and hugs the contours of the splitstream vent. The opaque black finish defines the transition from the inner to the outer fairing surfaces, and provides a low, lean look to your custom ride.

57400310 Black.
Fits '15-later Road Glide® and '23-later FLTRT models (except '23 FLTRXSE, '24 FLTRX, FLTRXSE and FLTRXSTSE). Does not fit with Road Glide® Fairing Pouch P/N 93300097.



A. ROAD GLIDE WINDSHIELD TRIM – BLACK BILLET



B. ROAD GLIDE SPLIT WINDSHIELD TRIM – SATIN BLACK



C. ROAD GLIDE 4" LOW-PROFILE WINDSCREEN



D. ROAD GLIDE WINDSHIELD TRIM – CHROME (SHOWN WITH CONTOURED WIND DEFLECTOR)



D. ROAD GLIDE WINDSHIELD TRIM – GLOSS BLACK (SHOWN WITH WIND SPLITTER WINDSHIELD)



E. ROAD GLIDE COMPARTMENT LINERS

TOURING & TRIKE 179

Fairing Trim

D. ROAD GLIDE® WINDSHIELD TRIM

The fairing is a key visual element of your bike, so it demands the bold design of this elegant contoured windshield trim. This sweeping trim hugs the curvature of the fairing and conceals the base of the windshield and the windshield gasket for a clean, finished look. The multi-piece design simplifies installation. Kit includes mounting hardware and Road Glide® medallion.

Fits '04-'13 Road Glide models.

58519-07A	Chrome.
57400150	Gloss Black.

E. ROAD GLIDE COMPARTMENT LINERS

Protect your belongings and reduce noise and rattles on the road. Soft-touch felt finish liner is formed to the fairing glove box interior for a perfect fit. Molded base and sides maximize the interior room and one-piece design allows easy removal for cleaning and maintenance.

76001322 Fits '24-later FLTRX models.

Fits '15-later Road Glide models. Right liner includes integrated mobile device storage net. Does not fit '23-later FLTRXSE and '24 FLTRX and FLTRXSTSE models.

76000539

180 TOURING & TRIKE

Fairing – Accessories

A. THREE-POCKET BATWING FAIRING POUCH – '14-LATER MODELS

Convenient storage space at your fingertips. Designed to complement H-D® Wind Deflectors and Windshields, this fairing pouch is ideal for storing mobile devices, sunglasses and other small items. The sturdy plastic pouches are wrapped in supple UV-resistant vinyl for a premium look and feel and the magnetic closures keep your items within reach without detracting from the tastefully smooth styling.

933000548
Fits '14-later Electra Glide®, Street Glide®, Ultra Limited® and Tri Glide® models with windshields. Not for use with Wind Splitter Windshields P/N 57400204 or 57400205. Not for use with Illuminated Windshield Trim P/N 57000394 or 57000395. Does not fit '23 FLHXSE, '24-later FLHX models.

B. THREE-POCKET BATWING FAIRING POUCH – '96-'13 MODELS

Convenient storage space at your fingertips. Designed to complement H-D Wind Deflectors and Windshields, this fairing pouch is ideal for storing cell phones, sunglasses and other small items. The sturdy plastic pouches are wrapped in supple UV-resistant vinyl for a premium look and feel and the magnetic closures keep your items within reach, while not detracting from the tastefully smooth styling. The left-hand pouch can be easily removed to accommodate your fairing-mounted GPS unit. Attractive Harley-Davidson script is featured on the front center pouch and on the outboard-facing side, visible through the windshield.

58900-11
Fits '96-'13 Electra Glide, Street Glide and Trike models. Not for use with Fairing Dash Pads. Models equipped with Illuminated Windshield Molding P/N 57335-08 requires separate purchase of Screws P/N 4456 (Qty 3), Bar & Shield Windshield Molding P/N 59133-99 requires separate purchase of Screws P/N 94386-92T (Qty 3), Chrome Windshield Trim P/N 59213-96 requires separate purchase of Screws P/N 94397-91T (Qty 3).

C. THREE-POCKET WINDSHIELD POUCH

Add convenient storage space up front where you need it. This easy-to-install windshield pouch features three easily accessible storage pockets sized for cell phones, glasses and other small items. The center pouch is accented with an embossed Harley-Davidson script for a finishing touch.

58904-03
Fits King-Size (except Springer™ and Rigid- Mount King Size) and Road King® windshields (except Wind Deflector and Adjustable Height).



A. THREE-POCKET BATWING FAIRING POUCH – '14-LATER MODELS



B. THREE-POCKET BATWING FAIRING POUCH – '96-'13 MODELS



B. THREE-POCKET BATWING FAIRING POUCH – '96-'13 MODELS (SHOWN WITH GPS UNIT)



C. THREE-POCKET WINDSHIELD POUCH



D. ROAD GLIDE FAIRING POUCH



D. ROAD GLIDE FAIRING POUCH – OPEN



E. TWO-POCKET WINDSHIELD POUCH



F. EMBOSSED BAR & SHIELD LOGO LEATHER WINDSHIELD BAG



G. ROAD KING CLASSIC LEATHER WINDSHIELD BAG

TOURING & TRIKE 181

Fairing – Accessories

D. ROAD GLIDE® FAIRING POUCH

This two-pocket Fairing Pouch is ideal for storing mobile devices, sunglasses and other small items. Contoured for a custom fit, the dash pad and pouch system fits perfectly with Harley-Davidson® wind deflectors and windshields. The sturdy molded pouches are wrapped in supple UV-resistant vinyl for a premium look and feel, and the magnetic closures keep your items within reach. The left pouch provides easy access to the Road Glide model's Splitstream vent control button.

93300097
Fits '15-later Road Glide® models. Does not fit with Road Glide® Low-Profile Windscreen P/N 57400310. CVO Road Glide® requires installation of windshield. Does not fit '23-later FLTRXSE, '24-later FLTRX and FLTRXSTSE models.

E. TWO-POCKET WINDSHIELD POUCH

Add convenient storage space up front where you need it. This easy-to-install windshield pouch features two easily accessible storage pockets sized for cell phones, glasses and other small items. Hook-and-loop closures allow easy one-handed opening. Both pouches are accented with an embossed Harley-Davidson logo for a finishing touch.

57203-07
Fits King-Size or Compact windshields. Does not fit FXDWG, FLSTSB or FXSTD models. Does not fit Rigid-Mount, Super Sport, Nostalgic or Flamed windshields.

F. EMBOSSED BAR & SHIELD LOGO LEATHER WINDSHIELD BAG

Black domestic steerhide bag features an embossed Bar & Shield logo.

58308-95
Fits King-Size and Compact windshields (except FXSTD, Flame and Skull with Wings). Does not fit 100th Anniversary logo windshields, models equipped with handlebar mount gauges or Road Tech™ Riser Mount Radio.

G. ROAD KING® CLASSIC LEATHER WINDSHIELD BAG

Leather bag features textured leather insert, H-D® concho and a turnbuckle closure.

58189-98
Fits King-Size and Compact windshields (except FXSTD, Flame and Skull with Wings). Does not fit 100th Anniversary logo windshields, models equipped with handlebar mount gauges or Road Tech Riser Mount Radio.

182 TOURING & TRIKE

Fairing Lower

A. FAIRING LOWER FITTED GLOVE BOX LINER KIT
Protect your belongings and reduce noise and rattles on the road. Soft-touch felt finish liner is formed to the fairing glove box interior for a perfect fit. Molded base and sides maximize the interior room and one-piece design allows easy removal for cleaning and maintenance.

57100270
Fits '14-later Touring and Trike models (except '23-later FLTRXSE, FLHXSE and '24-later FLHX, FLTRX and FLTRXSTSE) equipped with Original Equipment or accessory Vented Fairing Lower. Does not fit Twin-Cooled models.

B. FLT AND FLHT FAIRING LOWER GLOVE BOXES
Offers a convenient place to store riding gloves, sunglasses, etc. The snap-on door cover (included) is embossed with Bar & Shield logo. Available in black only.

58684-89B Right Side.
Fits '04-earlier Original Equipment non-vented style FLHT Ultra Classic® Fairing Lower.

C. FAIRING LOWER QUICK-RELEASE HARDWARE KIT
Beat the summer heat and prepare for around-town cruising by removing the fairing lowers on your Ultra Classic® Electra Glide® model. This kit includes highly polished stainless steel clamps that are detachable without the need for tools.

47200240
Fits '14-later FLHTCU and FLHTCUL models. Also fits '14-later Touring models equipped with Accessory Fairing Lower. Does not fit models equipped with Twin-Cooled™ engines. Does not fit models equipped with Fairing lower speakers.

58146-07
Fits '05-'13 Touring and Trike models equipped with Vented Fairing Lower and '88-later Touring and Trike models equipped with Vented Fairing Lower Kit 58854-YYXX. Does not fit models equipped with fairing lower speakers.

D. SOFT LOWERS
Extend your riding season. Full-coverage Soft Lower provide wind and mud protection for the rider's legs and boots and minimize cold updrafts as the weather changes. Covers are custom shaped to hug the engine guard to minimize flapping and they simply clip in place for speedy installation as the weather changes. Two-way zippered outer edge accommodates guard-mounted highway pegs in almost any position. Reflective piping provides added visibility and convenient zippered pockets provide additional storage for maps or other small items.

57100210
Fits '80-later Touring (except FLTRT, '24-later FLHX, FLTRX, FLTRXSTSE and '23-later FLHXSE and FLTRXSE) and Trike models equipped with engine guards. Does not fit with Original Equipment or accessory Color-Matched Fairing Lower. Does not fit Mustache or Chopped Engine Guards. Does not fit models with Extended Reach Brake Lever or Extended Reach Shift Lever. FLHXXX models require separate purchase of engine guards.



A. FAIRING LOWER FITTED GLOVE BOX LINER KIT



B. FLT AND FLHT FAIRING LOWER GLOVE BOXES



C. FAIRING LOWER QUICK-RELEASE HARDWARE KIT – '14-LATER MODELS



C. FAIRING LOWER QUICK-RELEASE HARDWARE KIT – '14-LATER MODELS



D. SOFT LOWERS – FRONT VIEW



D. SOFT LOWERS – REAR VIEW



E. MID-FRAME AIR DEFLECTOR – SMOKED (57200356 SHOWN)



F. MID-FRAME AIR DEFLECTOR – (58002-09A SHOWN)



F. MID-FRAME AIR DEFLECTOR – (57200157 SHOWN)



F. MID-FRAME AIR DEFLECTOR – (57200417 SHOWN)



G. MID-FRAME AIR DEFLECTOR TRIM



H. ROAD GLIDE WIND DEFLECTOR KIT

TOURING & TRIKE 183

Air Deflectors

E. MID-FRAME AIR DEFLECTOR – SMOKED
Our smoked Lexan Mid-Frame Air Deflector improves style and comfort. Fits perfectly between your Harley-Davidson® Touring or Trike frame and side panels to direct engine heat away from the rider and improve comfort on hot summer rides. Designed and tested for severe duty and extreme temperature applications. Durable smoked Lexan material adds subtle style. Easy to install and includes required mounting hardware

57200418
Fits '24-later FLHX, FLTRX, and FLTRXSTSE.

57200356
Fits '09-later Touring '24-later FLHX, FLTRX and FLTRXSTSE, '23-later FLHXSE and FLTRXSE, and Trike models. Not compatible with '17-later models equipped with Cool Flow™ Fan P/N 26800120, 26800121 and 26800128. Stock on '20-later CVO™ models.

F. MID-FRAME AIR DEFLECTOR
Designed for severe duty and extreme temperature applications. These black deflectors attach to the frame below the seat and direct heat away from the rider to improve comfort. Kit includes all necessary hardware.

57200417
Fits '24-later FLHX, FLTRX, and FLTRXSTSE.

58002-09A
Fits '09-later Touring and Trike models. Not compatible with '17-later models equipped with CoolFlow™ Fan P/N 26800120, 26800121 and 26800128.

57200157
Fits '17-later Touring and Trike models equipped with CoolFlow Fan P/N 26800120, 26800121 and 26800128.

58022-07A
Fits '01-'08 Touring models. Does not fit '01-'07 models equipped with Adjustable Rider Backrests.

G. MID-FRAME AIR DEFLECTOR TRIM
This injection-molded trim adds a touch of chrome to the Mid-Frame Air Deflectors on touring vehicles. These chrome accents blend the look of chrome from the engine and help make the deflectors look integrated with the bike.

61400028
Fits '09-later Touring (except '23-later FLHXSE, FLTRXSE and '24-later FLHX, FLTRX and FLTRXSTSE) and Trike models with Original Equipment Mid-Frame Air Deflectors. Also fits models equipped with Mid-Frame Air Deflectors P/N 58002-09. Does not fit '17-later models equipped with CoolFlow™ Fan Kits.

H. ROAD GLIDE® WIND DEFLECTOR KIT
Easy to install, these snap-fit Wind Deflectors reduce and redirect the airflow that rises between the fairing and fork tubes. The resulting reduction in updraft can dramatically reduce buffeting for many riders.

57000510
Fits '15-later Road Glide® models (except FLTRT, '24 FLTRX, FLTRXSTSE, '18-'24 FLTRXSE, '21-later FLTRXS and '22-later FLTRXST models). Does not fit with Chopped Engine Guards P/N's 49000105A or 49000114A. Stock on '15-later FLTRUSE and '20 FLTRK.

184 TOURING & TRIKE

Rider Comfort

A. COOLFLOW™ FAN

Unlike traditional fan kits that try to cool the engine by blowing air across the cylinders and often onto your legs, the CoolFlow™ Fan Kit keeps the riders comfortable by pulling air away from the rear cylinder and exhaust pipe, and directing it toward the ground.

The CoolFlow Fan features switched On/Off/Auto operation on '17-later models and On/Off on '09-'16 models. In the “ON” mode, the fan is active at low speeds, and will turn off when the bike reaches 40mph. As speed drops, the fan turns back on at 35 mph. This logic program prevents the fan from cycling on and off during low speed changes. On '17-later models, the AUTO setting operates based on a combination of speed parameters and specific engine and ambient temperatures. Built to withstand the harsh motorcycle environment, the all-weather CoolFlow Fan is 100% waterproof and includes everything you need for installation. The plug-and-play design is integrated with the vehicle electronics, so “On/Off/Auto” fan operation is indicated in the odometer screen. Your dealer will enable this function in the Electronic Control Module (ECM) and you’re ready to roll. Odometer fan status display feature availability varies by model and may not be available for your vehicle.

26800121
Fits '17-later FLHR, FLHRC, FLHRXS, FLHP and FLRT models. Does not fit with Starter End Cover P/N 31400090. FLHRC Brazil configurations and FLHP (all regions) require separate purchase of Mid-Frame Air Deflector P/N 57200151. Separate purchase of Mid-Frame Air Deflector Kit P/N 57200157 is recommended for maximum performance on all other vehicles. Dealer Digital Technician™ update is required to display fan status.

26800120
Fits '17-later FLHT, FLHXS, FLHXST, FLHXSE, FLTRX, FLTRXS and FLTRXST models. Does not fit with Starter End Cover P/N 31400090. FLHXS and FLHXSE Brazil configurations require separate purchase of Mid-Frame Air Deflector P/N 57200151. Separate purchase of Mid-Frame Air Deflector Kit P/N 57200157 is recommended for maximum performance on all other vehicles. Dealer Digital Technician™ update is required to display fan status.

26800128
Fits '17-later FLHTCU, FLHTCUTG, FLHTCUTGSE, FLHTK, FLHTKL, FLHTKSE, FLHTP, FLTRK and '17-'19 FLTRU models. Does not fit with Starter End Cover P/N 31400090. FLHTCUTG (HDI, ENG, HDJ configurations only), FLHTP models require separate purchase of Switch Pack P/N 69200173 and Switch Buttons (2) P/N 71400031. Includes replacement right side Mid-Frame Air Deflector. Dealer Digital Technician update is required.

26800152
Fits '09-'16 Touring and Trike models with or without Original Equipment Mid-Frame Air Deflectors. Separate purchase of Mid-Frame Air Deflector Kit P/N 58002-09A is recommended for maximum performance if not equipped. '15-'16 FLRT models require separate purchase of Switch Pack P/N 71522-08.

B. FAN ASSISTED OIL COOLER

Keep your cool. This easy-to-install Oil Cooler features a thermostatically controlled fan that provides continuous flow of cooling air – even while the bike is idling in traffic or moving at low speed. Ideal for bikes that see parade duty and other low speed or continuous idle situations, the Fan Assisted Oil Cooler is also the perfect addition to a bike modified with high-performance components. The fan automatically engages when the engine oil temperature rises, and when in operation, the Fan Assisted Oil Cooler can provide up to a 50-degree drop in oil temperature. And unlike other models, the Harley-Davidson® Fan Assisted Oil Cooler utilizes weather-rated fans and electronics that are designed for the harsh motorcycle environment. Engineered as a bolt-on replacement for the Original Equipment oil cooler, the Fan Assisted Oil Cooler is plug-and-play compatible with your bike’s wiring harness. No splicing or rewiring is required. ECM reprogramming by a Harley-Davidson Dealer is required to complete the installation.

62700204
Fits '17-later Touring models equipped with air/oil-cooled Milwaukee-Eight® engines. Does not fit models equipped with Twin-Cooled™ engines. Not compatible with Oil Cooler Cover P/N 25700633 or 25700634. Original Equipment on oil-cooled Police and Freewheeler® models.




A. COOLFLOW FAN



A. COOLFLOW FAN (26800120 SHOWN)



A. COOLFLOW FAN (26800128 SHOWN)



B. FAN ASSISTED OIL COOLER



C. MILWAUKEE-EIGHT® ENGINE OIL COOLER FAN



D. PREMIUM OIL COOLER KIT (26082-05C SHOWN)

TOURING & TRIKE 185

Oil Coolers

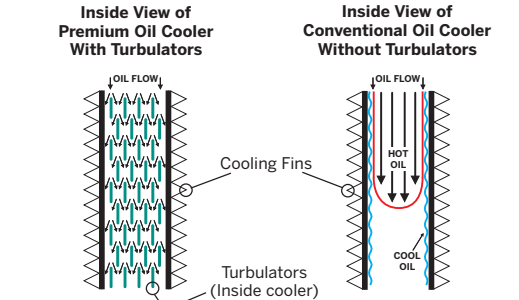
C. MILWAUKEE-EIGHT® ENGINE OIL COOLER FAN

Traffic jam? This Oil Cooler Fan can help keep Milwaukee-Eight Engine oil temperature under control if you find yourself idling or moving slowly in traffic, especially in hot weather. Fan automatically engages to lower oil temperature up to 50 degrees compared to an oil cooler without a fan. Weather-proof for durability. Perfect addition to a bike equipped with high performance components. Ideal for bikes that see parade duty and other low speed or continuous idle situations. Fan automatically engages when the engine oil temperature rises. When in operation the Oil Cooler Fan can provide up to a 50 degree drop in oil temperature compared to an oil cooler without a fan. The Harley-Davidson® Oil Cooler Fan utilizes weather-rated fans and electronics that are designed for reliable service in the harsh motorcycle environment. Engineered for bolt-on installation and plug-and-play compatibility with your bike’s wiring harness without unhooking messy oil lines. ECM reprogramming by a Harley-Davidson® Dealer is required to complete the installation. No splicing or rewiring is required

26800195
Fits '17-later Touring models equipped with air/oil-cooled Milwaukee-Eight® engines. Does not fit models equipped with Twin-Cooled™ engines, or Trike and Police models equipped with fan assisted oil coolers. Not compatible with Oil Cooler Cover P/N 25700633 or 25700634.

D. PREMIUM OIL COOLER KITS – TOURING

This oil cooler was designed specifically for Harley-Davidson to out-perform all other coolers in the industry. The cooler features a unique “Turbulator” system that evenly distributes oil across the cooling chambers. The air fins are designed to efficiently dissipate heat. The oil cooler has been designed to simplify installation and enhance performance. The large heat exchanger provides excellent cooling efficiency. The kit features a one-piece adapter plate with integrated thermostat that allows oil lines to connect to the oil filter bracket. Thermostat activates at 185°F (85°C). Kit comes complete with mounting hardware and precut oil lines.



Turbulators disperse and mix oil inside cooler to provide more efficient cooling capabilities. The cooler oil is not allowed to remain along the boundaries of the flow tube as in conventional coolers.

Coolers without the Turbulator system allow oil to flow only in a straight path. Oil does not mix and the cooler oil remains along the outer boundaries, while the hotter oil remains along the center path of flow. Without the mixing effects of the Turbulators, the conventional oil cooler provides less efficient cooling capabilities.

26082-05C Horizontal Mount.
Fits '99-'06 Touring models. Does not fit with Chrome Display Stand P/N 99002-97A, Voltage Regulator Cover P/N 74538-09, DEFINITIVE5 Filtration System Kit or models equipped with a sidecar.

COMFORT IS KING

The ability to spend hours behind the handlebars and rack up hundreds of miles without stopping is dictated by how you feel on your bike. The shape of the seat, the reach to the handlebars and the location of your feet are all major factors in how far you can travel in a day. But don't forget your passenger's needs — he or she has a stake in this ride as well.

THE RIDER & PASSENGER ENVIRONMENT

Accessories that impact the rider and passenger's physical contact with the motorcycle and the management of wind, temperature and road conditions should be your first consideration in building the ultimate touring machine.



RIDER/PASSENGER CONTACT POINTS	PAGE #	RIDER/PASSENGER ENVIRONMENT	PAGE #
1 PASSENGER BACKREST	206-217	9 TOUR-PAK® PASSENGER BACKREST	216-217
2 LUGGAGE RACKS.....	218-222	10 HEATED RIDER & PASSENGER SEATING	194-197
3 RIDER BACKREST.....	202-203	11 HEATED GRIPS.....	451-453
4 RIDER & PASSENGER SEATING	188-201	12 WINDSHIELDS.....	167-179
5 HANDLEBAR	472-493	13 WIND DEFLECTORS.....	182-183
6 HIGHWAY PEGS.....	454-457	14 FAIRING LOWERS.....	182
7 FOOTBOARDS & FOOT CONTROLS	232-239	15 COOLFLOW FAN.....	184
8 PASSENGER FOOTBOARDS.....	236-239	16 ADJUSTABLE SUSPENSION.....	242-245

ENJOY THE RIDE

The relationship between the seat, the handlebar and the foot controls has an enormous impact on the comfort, control and confidence you feel when riding your motorcycle. Once you've picked the bike, it's time to choose the options that match your ride to your personal dimensions.

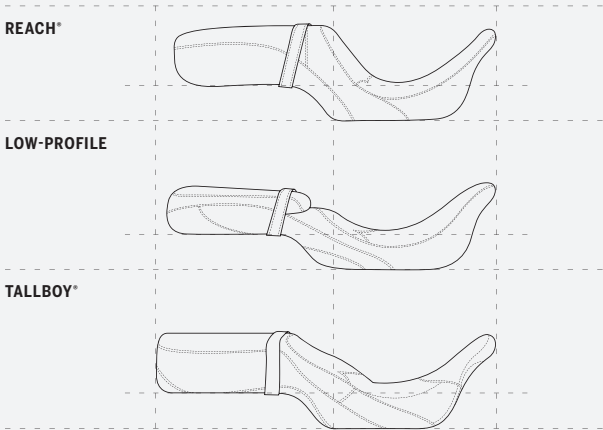


For shorter riders, consider tailoring your fit by changing to a Reach® Seat, Standard Foot Controls and lowered suspension height.



For taller riders, consider altering your ride by changing to a Tallboy® Seat and Extended Foot Controls.

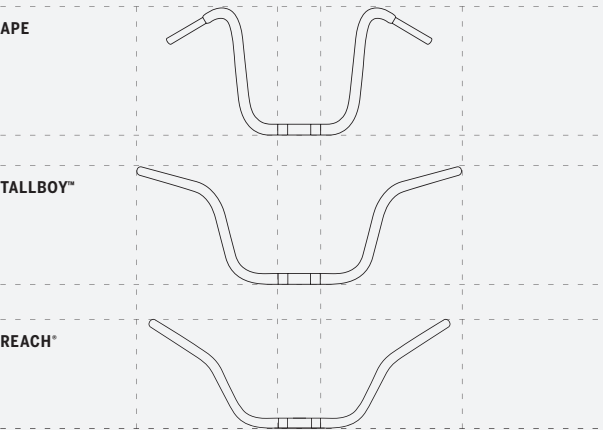
ESTABLISH YOUR POSITION AND FEEL



SEATS

Seat height and shape impact rider comfort, fit and confidence. Where the seat positions you relative to the foot controls, hand controls and the ground plays a major role in the quality of your ride.

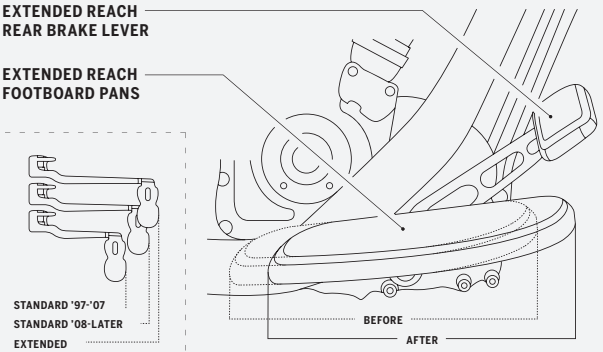
SEE PAGES 188-201



HANDLEBARS

Where the bar positions your arms, hands and wrists directly impacts how you feel on the motorcycle. Choose a bar that falls easily to hand, and does not pull you out of the seat when maneuvering.

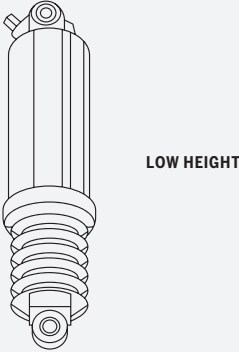
SEE PAGES 472-493



FOOT CONTROLS

Repositioning your feet can relieve muscle tension, take pressure off the tailbone and reduce fatigue. The correct riding position can add hours of comfort and hundreds of miles to your daily saddle time.

SEE PAGES 232-239



SUSPENSION

Adjusting your motorcycle's ride height by raising or lowering the suspension is often the first step in fitting the bike to your stature. Being sure-footed at a stop can really increase your sense of confidence.

SEE PAGES 242-245

188 TOURING & TRIKE

Seating – 2024 Models

A. REACH® SEAT

Designed to position riders with a shorter inseam closer to the ground, Reach® Seats are shaped to place the rider in a comfortable and confident relationship to the hand and foot controls. The wide seating surface provides loads of support while riding and the narrow tapered nose brings your legs together for an easier reach to the ground at a stop. Features a stepped profile that provides back support and keeps the rider from sliding back during acceleration. The seat moves the rider 1” closer to the handlebars. Enhanced back support padding moves the rider 0.8” lower and 1.5” forward without locking the rider into a cramped position. Features a multi-panel design for added custom style. Heat-staked graphic design in seat center also adds custom style. This seat can be equipped with an optional rider backrest for additional touring comfort. Seat width: 13”. Passenger pillion width: 9”. Measurements based on Original Equipment seat.

52000638

Fits '23-later FLHXSE and FLTRXSE, and '24-later FLHX, FLTRX, and FLTRXSTSE models. Models sold with solo seats will require separate purchase of additional hardware.

B. TALLBOY® SEAT

Designed specifically to enhance arm and leg room for the long-limbed rider, this two-up seat moves the rider up one inch. The seat is sculpted to provide superior support and comfort, with a slight bucket shape to provide room to vary your riding position fore and aft. The seat’s level seating surface does not pitch the rider forward, and the overall ride height is similar to stock Electra Glide® and Road Glide® Ultra seating. This seat moves the rider up one inch to provide much-needed arm and leg room for the long-limbed rider. Features a multi-panel design for added custom style. Heat-staked graphic design in seat center also adds custom style. Tallboy® seats can be equipped with an optional rider backrest (except Adjustable style) for additional touring comfort. Measurements are based on Original Equipment seat. Seat width: 16.5”. Passenger pillion width: 15.0”.

52000640

Fits '23-later FLHXSE and FLTRXSE, and '24-later FLHX, FLTRX, and FLTRXSTSE models. Models sold with solo seats will require separate purchase of additional hardware.



A. REACH SEAT



C. SUNDOWNER™ SEAT – TOURING



B. TALLBOY SEAT



D. SWITCHBACK TOURING SEAT – U STITCH

TOURING & TRIKE 189

Seating – 2024 Models

C. SUNDOWNER™ SEAT – TOURING

The Sundowner™ Seat provides the maximum in long-riding comfort. The deep-bucket design puts your body in the proper touring position, and the generous padding makes it comfortable for both the rider and passenger as the miles are adding up. The dish shape provides added rider back support and the wide passenger pillion is shaped to minimize pressure points. The smooth cover complements any Touring model. The seat accepts Rider Backrest Kits (sold separately) for additional touring comfort. The seam is sealed in critical areas to minimize water return. With a rider seat width of 19.4”.

52000672

Fits '23-later FLHXSE and FLTRXSE, and '24-later FLHX, FLTRX, and FLTRXSTSE models. Models sold with solo seats will require separate purchase of additional hardware.

D. SWITCHBACK TOURING SEAT – U STITCH

Take your custom style up a notch. This one-piece two-up seat features premium smooth black vinyl with a stitched-in pattern in a bold U pattern on the rider and passenger seating surface, a multi-panel design and contrasting stitching throughout. The one-piece, two-up design incorporates rider seat and pillion. The stitched U pattern on the tops of seating surfaces adds contrast and visual detail. Smooth black premium vinyl with contrasting stitching and rubber Bar & Shield logo. Fastback profile.

52000757

Fits '23-later FLHXSE and FLTRXSE, and '24-later FLHX, FLTRX, and FLTRXSTSE models. Does not fit with rider backrests. Vehicles sold with solo seats will require separate purchase of additional hardware.

190 TOURING & TRIKE

Seating – Switchback

A. SWITCHBACK TOURING SEAT – RED STITCH

Take your custom style up a notch. This one-piece, two-up seat features contrasting vinyl patterns, performance red stitching and a modern interpretation of the classic tuck-and-roll upholstery pattern. One-piece, two-up design incorporates rider seat and pillion. Features debossed tuck-and-roll pattern on seating surface. Smooth black vinyl seating surface with textured vinyl side panels and contrasting performance red stitching. Features performance red rubber Bar & Shield logo. Fastback profile.

52000756
Fits '23-later FLHXSE and FLTRXSE, and '24-later FLHX, FLTRX, and FLTRXSTSE models. Does not fit with rider backrests. Vehicles sold with solo seats will require separate purchase of additional hardware.

B. SWITCHBACK TOURING SEAT

Add some style and attitude with no comfort compromise. This one-piece, two-up seat offers a high-performance profile with a focus on design details. The one-piece, two-up design incorporates rider seat and pillion. Features dimpled vinyl and raised pillow detail in center of rider position for a custom look. With contrasting stitching. The deep shape supports the aggressive rider. The clean style complements any custom direction.

52000643
Fits '23-later FLHXSE and FLTRXSE, and '24-later FLHX, FLTRX, and FLTRXSTSE models. Does not fit with rider backrests. Vehicles sold with solo seats will require separate purchase of additional hardware.

C. SWITCHBACK TOURING SEAT

Add some style and attitude with no comfort compromise. This one-piece, two-up seat offers a high-performance profile with a focus on design details. The one-piece, two-up design incorporates rider seat and pillion. Features dimpled vinyl and raised pillow detail in center of rider position for a custom look. With contrasting stitching. The deep shape supports the aggressive rider. The clean style complements any custom direction.

52000654
Fits '14-later Touring (except '23-later FLHXSE and FLTRXSE, and '24-later FLHX, FLTRX, and FLTRXSTSE models. Does not fit with rider backrests. . Does not fit with rider backrests..



A. SWITCHBACK TOURING SEAT – RED STITCH



B. SWITCHBACK TOURING SEAT



C. SWITCHBACK TOURING SEAT



D. LOW-PROFILE SOLO TOURING SEAT – SMOOTH



E. LOW-PROFILE PASSENGER PILLION – SMOOTH



F. LOW-PROFILE SOLO TOURING SEAT – ORANGE STITCH



G. LOW-PROFILE PASSENGER PILLION – ORANGE STITCH

TOURING & TRIKE 191

Seating – 2024 Models

D. LOW-PROFILE SOLO TOURING SEAT – SMOOTH

Set your custom bagger apart with a Low-Profile Solo Seat that combines street-rod style with a comfort insert to offset the minimal foam style. Start with a shape that distributes your weight across a wide surface area to reduce pressure points. The result is the slammed custom seat that you crave with enough comfort and support to let you actually spend time in the saddle. Black Smooth Vinyl. Features a multi-panel design for added custom style. The seam-sealed construction prevents rain or wash water from infiltrating the seat foam -no riding for hours on a squishy seat. Add a matching passenger pillion (sold separately). Seat width 16.7".

52000690
Fits '23-later FLHXSE and FLTRXSE, and '24-later FLHX, FLTRX, and FLTRXSTSE models. Does not fit with rider backrests.

E. LOW-PROFILE PASSENGER PILLION – SMOOTH

Bring a passenger along for the ride. Dressed in long-lasting vinyl, this Passenger Pillion is the perfect complement to the Low-Profile Solo Touring Seat. Black Smooth Vinyl. Features a multi-panel design for added custom style. The seam-sealed construction prevents rain or wash water from infiltrating the seat foam --no riding for hours on a squishy seat. Easy on-and-off installation lets you change from a two-up tourer to a stripped-down cruiser in seconds. Includes matching grab strap.

52400329
Fits '23-later FLHXSE and FLTRXSE, and '24-later FLHX, FLTRX, and FLTRXSTSE models. Does not fit with rider backrests.

F. LOW-PROFILE SOLO TOURING SEAT – ORANGE STITCH

Set your custom bagger apart with a Low-Profile Solo Seat that combines street-rod style with a surprising touch of comfort. Start with a shape that distributes your weight across a wide surface area to reduce pressure points. The result is the slammed custom seat that you crave with enough comfort and support to let you actually spend time in the saddle. Black Smooth Vinyl with contrasting Orange stitched details complement many paint colors. Features a multi-panel design for added custom style. The seam-sealed construction prevents rain or wash water from infiltrating the seat foam --no riding for hours on a squishy seat. Add a matching passenger pillion (sold separately). Seat width 16.7".

52000691
Fits '23-later FLHXSE and FLTRXSE, and '24-later FLHX, FLTRX, and FLTRXSTSE models. Does not fit with rider backrests.

G. LOW-PROFILE PASSENGER PILLION – ORANGE STITCH

Bring a passenger along for the ride. Dressed in long-lasting vinyl, this Passenger Pillion is the perfect complement to the Low-Profile Solo Touring Seat. Black Smooth Vinyl with contrasting Orange stitched details complement many paint colors. Features a multi-panel design for added custom style. The seam-sealed construction prevents rain or wash water from infiltrating the seat foam --no riding for hours on a squishy seat. Easy on-and-off installation lets you change from a two-up tourer to a stripped-down cruiser in seconds. Includes matching grab strap.

52400330
Fits '23-later FLHXSE and FLTRXSE, and '24-later FLHX, FLTRX, and FLTRXSTSE models. Does not fit with rider backrests.

192 TOURING & TRIKE

Seating – Reach®

REACH® SEATS

Designed to position riders with a shorter inseam closer to the ground, Reach® Seats are shaped to place the rider in a comfortable and confident relationship to the hand and foot controls. The wide seating surface provides loads of support while riding and the narrow tapered nose brings your legs together for an easier reach to the ground at a stop. Reach Seats feature a stepped profile that provides back support and keeps the rider from sliding back during acceleration.

A. SUPER REACH SEAT

Get a little bit closer. Super Reach forward position seats are designed to move riders with a shorter inseam even closer to the controls and to bring the legs about 1.0" closer together so that your feet rest firmly on the pavement. The scooped bucket-shape saddle is enhanced with added back support padding to move the rider lower and forward.* The combination positions the rider closer to the hand and foot controls to offer both comfort and confidence. Seat can be equipped with optional rider backrest for added support and comfort.

*Measurements based on Original Equipment Electra Glide® seat:
'09 models – 2.0" lower, 2.5" forward
'10-'13 models – 1.5" lower, 2.5" forward
'14-later models – .5" lower, 2.0" forward

54382-11
Fits '09-'13 Touring and Trike models. Also fits '14-later Touring models (except '21-later FLH, '23-later FLHFB, FLHXSE, FLTRXSE, '24-later FLHX, FLTRX and FLTRXSTSE) not equipped with Tour-Pak® luggage. Installation on '12-later CVO™ models requires removal of fender trim strips. Seat width 13.0"; passenger pillion width 12.0".

B. REACH SOLO SEAT

From the custom metal Bar & Shield medallion to the sleek fast-back design, this seat is shaped to deliver the ergonomic position that a shorter rider needs. Sculpted and molded to ease the reach to the ground, this Reach Solo seat places the rider 3/8" lower and 1-1/4" forward when compared to the stock FLHX seat*. The narrow nose and the low overall height provides the rider with added confidence and control while the bike is at a stop or during parking maneuvers, while the generous seating width adds support for the long haul. And the seat's upturned tail moves you closer to the controls without confining you to one position. For maximum comfort and support, this seat is recommended for smaller-framed riders between 5'-2" and 5'-8" tall.

*Measurement as compared to other seating options:
– Original Equipment 2016 Electra Glide® model seat – 1.25" lower, 0.8" forward
– Original Equipment 2016 Street Glide® model seat – 0.375" lower, 1.25" forward
– Original Equipment 2016 Electra Glide Low model seat – .500" lower, .500" rearward

52000253
Fits '09-later Touring models (except '21-later FLH, '23-later FLHFB, FLHXSE, FLTRXSE, '24-later FLHX, FLTRX and FLTRXSTSE). Does not fit Trike models. Does not fit models equipped with Passenger Grab Rails. Does not accept rider backrest or passenger pillion. Seat width 15.0".

C. REACH TWO-UP SEAT – '14-LATER MODELS

Original Equipment on the Ultra Classic® Low and Ultra Limited® Low models, this Reach seat brings the legs about 1.0" closer together and features enhanced back support padding that moves the rider .8" lower and 1.5" forward without locking the rider into a cramped position.* The Reach seat can be equipped with an optional rider backrest for additional touring comfort.

*Measurements based on Original Equipment Electra Glide seat.


52000334
Fits '14-later Touring (except '21-later FLH, '23-later FLHFB, FLHXSE, FLTRXSE, '24-later FLHX, FLTRX and FLTRXSTSE) and Trike models. Seat width 15.5"; passenger pillion width 16.0".



Reach Seats



A. SUPER REACH SEAT



B. REACH SOLO SEAT



C. REACH TWO-UP SEAT – '14-LATER MODELS



D. TALLBOY SEAT – '14-LATER MODELS



E. TALLBOY SEAT – '08-'13 MODELS



F. TALLBOY SEAT – '97-'07 MODELS

TOURING & TRIKE 193

Seating – Tallboy®

TALLBOY® SEATS

The correct riding position can help a tall rider sit comfortably on the bike and avoid leg cramps and back strain during a long day in the saddle. For riders with a longer inseam, a Tallboy® Seat will put you on the road to fatigue-free riding. Designed to move the rider up and back from the stock seating position, a Tallboy Seat can eliminate the knees-high riding position and effectively places the body for a natural arm and leg reach to the controls. Tallboy Seats feature a bucket-shaped design for added support and a wide seating surface to reduce pressure on the tailbone.

D. TALLBOY SEAT – '14-LATER MODELS

This Tallboy Seat moves the rider back 1.5"* to provide much-needed arm and leg room for the long-limbed rider. The seat is sculpted to provide superior support and comfort, with a slight bucket shape to provide room to vary your riding position fore and aft. The seat's level seating surface does not pitch the rider forward, and the overall ride height is similar to stock Electra Glide® and Road Glide® Ultra seating. Passenger comfort will be maximized with the Tour-Pak® Luggage mounted in the rear most position. Tallboy seats can be equipped with an optional rider backrest (except Adjustable Style) for additional touring comfort.

*Measurements based on Original Equipment Electra Glide seat.

52000252
Fits '14-later Touring (except '21-later FLH, '23-later FLHFB, FLHXSE, FLTRXSE, '24-later FLHX, FLTRX and FLTRXSTSE) and Trike models. Not compatible with Adjustable Rider Backrest kits. Seat width 16.5"; passenger pillion width 15.0".

E. TALLBOY SEAT – '08-'13 MODELS

This Tallboy Seat moves the rider back* to provide much-needed arm and leg room for the long-limbed rider. The seat height is similar to stock and the slight bucket shape offers additional lower back support. Passenger comfort will be maximized with the Tour-Pak Luggage mounted in the rear-most position. Accepts rider backrest (except Adjustable Style) for additional touring comfort.

*Measurements based on Original Equipment Electra Glide seat:
'08-'13 models – stock height, 2.0" rearward
'14-later models – stock height, 1.5" rearward

52099-09A
Fits '08-'13 Touring and Trike models. Also fits '14-later Touring models (except '21-later FLH, '23-later FLHFB, FLHXSE, FLTRXSE, '24-later FLHX, FLTRX and FLTRXSTSE) not equipped with Tour-Pak. Does not fit models equipped with Adjustable Rider Backrest Kits or Passenger Grab Rails. Installation on '12-later CVO™ models requires removal of fender trim strips. Seat width 16.0"; passenger pillion width 14.0".

F. TALLBOY SEAT – '97-'07 MODELS

This Tallboy one-piece seat moves the rider back .5" and up 1.25" compared to the Original Equipment seat. The new position allows additional leg and arm movement for the long-limbed rider and a comfortable seating space for the open road. The bucket design of the Tallboy Seat provides additional rider back support and the wide raised pillion places the passenger for maximum comfort and commanding view. Can also be used with Rider Backrest Kits.

52976-05
Fits '97-'07 Road King® and FLHX models. Also fits '97-'07 Electra Glide® and Road Glide® models equipped with Fuel Tank Console P/N 71288-03A or Trim Piece P/N 52447-96. Seat width 17.0"; passenger pillion width 16.0".



Tallboy Seats

194 TOURING & TRIKE

Seating – Heated & Cooled

A. HARLEY® HAMMOCK HEATED & COOLED SEAT
Extend and optimize your riding season thanks to cooling and heating technology built into this premium seat for Touring and Trike models. The electronic heating/cooling system is self-contained within the seat. The seat can be easily removed after unplugging a single cord. This seat offers industry-leading cooling performance, and the heating function has been improved to reach its selected temperature twice as fast as previous heated seats. The Hammock seat is our most-premium touring seat design, created for the rider who wants the ultimate in long-haul comfort. For the rider it features a sling-like fabric suspension system that acts like a hammock, providing two inches of suspension above the seat pan, topped with an additional two inches of traditional foam cushioning. This internal suspension prevents “bottoming out” and provides an improvement in comfort and endurance by isolating the rider from harsh road conditions. The passenger position features a multiple spring-board style suspension system along with two inches of traditional foam. This seat really improves comfort and reduces fatigue on long rides. Greater comfort reduces fatigue and extends the riding season in any climate. In testing with a baseline ambient temperature of 85 degrees the seat cover will cool down by 25 degrees in about 30 minutes, from your 98-degree body temperature to about 76 degrees. As you ride, the cooling function draws heat away from your body, which makes you feel cooler. Dual Zone Control: Rider passenger seating positions must use the same temperature mode (heat or cool) but can adjust the level to individual preference or switch the function off. Redesigned heating element reaches selected temperature in only seven minutes. Seam-sealed construction prevents rain or wash water from infiltrating the seat foam. No riding for hours on a squishy seat. Compatible with Rider Backrest Mounting Kit (P/N 52589-09A)

52000462
Fits '14-later Touring (except '23-later FLHFB, FLHXSE, FLTRXSE and '24-later FLHX, FLTRX and FLTRXSTSE) and Tri Glide® models. '14-'16 models require separate purchase of Electrical Harness extension P/N 69200722. '17-later models require separate purchase of Electrical Harness P/N 69201599A. Installation on '14-later Tri Glide models require separate purchase of Trike Support Bracket P/N 52100063.



A. HAMMOCK HEATED & COOLED SEAT



A. HAMMOCK HEATED & COOLED SEAT



A. HAMMOCK HEATED & COOLED SEAT



B. SUNDOWNER HEATED & COOLED SEAT



B. SUNDOWNER HEATED & COOLED SEAT



C. HEATED & COOLED SEAT SUPPORT BRACKET

TOURING & TRIKE 195

Seating – Heated & Cooled

B. SUNDOWNER™ HEATED & COOLED SEAT
Extend and optimize your riding season thanks to cooling and heating technology built into this premium seat for Touring and Trike models. Clever engineering has maintained the same footprint as the existing Sundowner seats, even with cooling & heating functionality. The seat can be easily removed after unplugging a single connection. This seat offers industry-leading cooling performance, and the heating function has been improved to reach its selected temperature twice as fast as previous heated seats. The two-up Sundowner™ Seat is engineered to provide the maximum in long-riding comfort. The deep-bucket design puts most riders in an ideal touring posture, and the generous padding makes it comfortable for both the rider and passenger as the miles are adding up. Greater comfort reduces fatigue and extends the riding season in any climate. In testing with a baseline ambient temperature of 85 degrees the seat cover will cool down by 25 degrees in about 30 minutes, from your 98-degree body temperature to about 76 degrees. As you ride, the cooling function draws heat away from your body, which makes you feel cooler. Dual Zone Control: Rider passenger seating positions must use the same temperature mode (heat or cool) but can adjust the level to individual preference or switch the function off. Redesigned heating element reaches selected temperature in only seven minutes. Seam-sealed construction prevents rain or wash water from infiltrating the seat foam. No riding for hours on a squishy seat. Compatible with Rider Backrest Mounting Kit (P/N 52589-09A)

52000463
Fits '14-later Touring (except '23-later FLHFB, FLHXSE, FLTRXSE and '24-later FLHX, FLTRX and FLTRXSTSE) and Tri Glide® models. '14-'16 models require separate purchase of Electrical Harness extension P/N 69200722. '17-later models require separate purchase of Electrical Harness P/N 69201599A. Installation on '14'-later Tri Glide models require separate purchase of Trike Support Bracket P/N 52100063.

C. HEATED & COOLED SEAT SUPPORT BRACKET
Support bracket required for installing Harley Hammock Heated & Cooled Seat or Sundowner Heated & Cooled Seat on Tri Glide models.

52100063
Fits '14-later Tri Glide models. Required for installation of Harley® Hammock Heated & Cooled Seat P/N 52000462 or Sundowner Heated & Cooled Seat P/N 52000463.

196 TOURING & TRIKE

Seating – Harley® Hammock

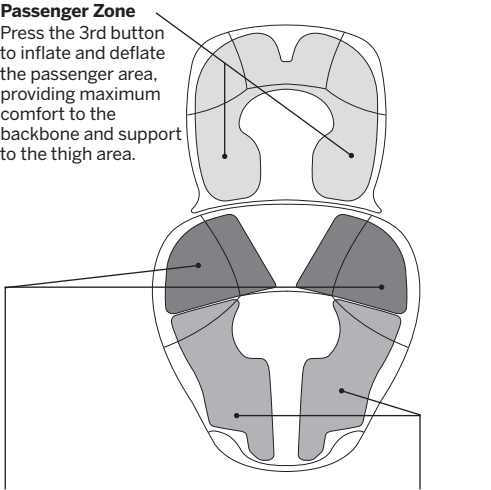
ROAD ZEPPELIN® AIR ADJUSTABLE SEATS

The open road. That’s where we developed and tested the revolutionary comfort of the Road Zeppelin® Seat. This remarkable seat removes pressure points and hot spots by adjusting the amount of air contained in each bladder within the seat. Easy-to-reach rocker switches on the side of the seat control the built-in compressor, adding and bleeding off air with the quick push of a button to help relieve stress from the lower back, tail-bone or lower extremities. On a long run, occasionally inflating and deflating the air bladders reduces the “numb butt” effect by improving the blood flow to the extremities. So grab a seat. And enjoy the ride.

A. ROAD ZEPPELIN AIR ADJUSTABLE SEAT

The Road Zeppelin seat’s ergonomically friendly design combines a narrow front nose for ease of touching the ground at a stop with a wide seating surface for long-range rider and passenger comfort. The easy-to-clean vinyl seat is finished with an embroidered Road Zeppelin logo that lets everyone see that you take riding comfort seriously. The slotted seat accepts an optional rider backrest or passenger grab rail for additional touring comfort.

52000201
Fits '08-later Touring (except '23-later FLHFB, FLHXSE, FLTRXSE and '24-later FLHX, FLTRX and FLTRXSTSE) and '09-later Tri Glide® models. '14-'16 models require separate purchase of Electrical Harness Extension P/N 69200722. '17-later models require Electrical Harness Extension P/N 69201599A. Installation on some '12-'13 CVO™ models requires removal of fender trim strips. Seat width 20.0"; passenger pillion width 14.5".

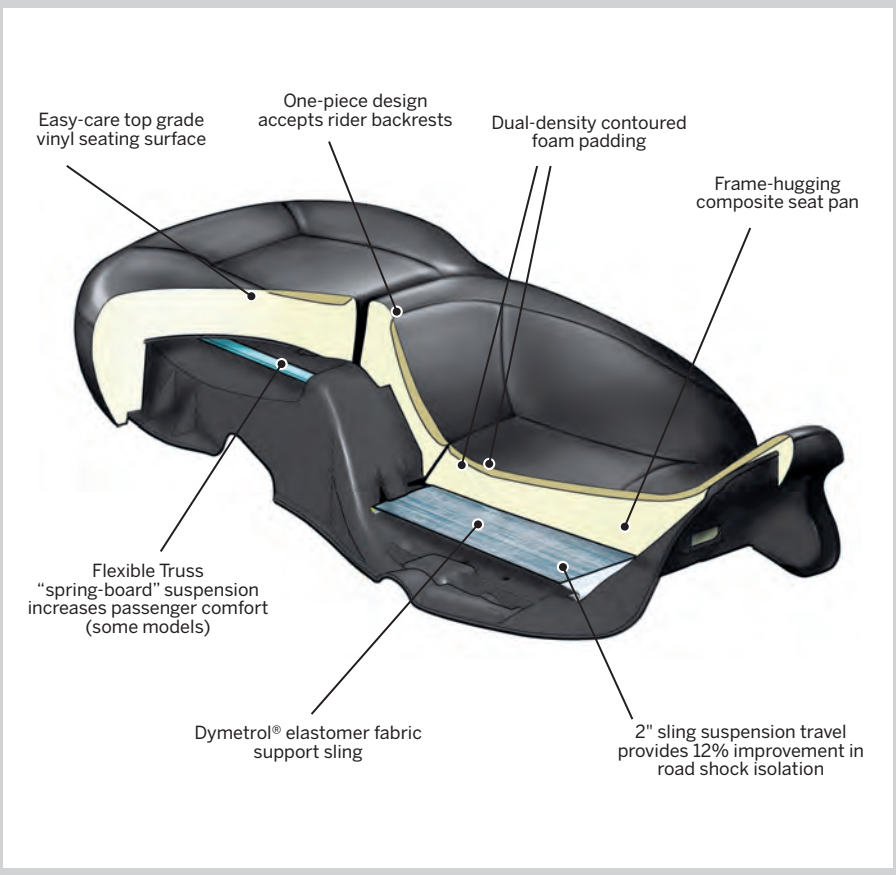


B. HARLEY® HAMMOCK TOURING SEATS

Stay in the saddle all day. These Harley® Hammock Seats feature broad seating surfaces and a shallow bucket shape to distribute the weight and reduce pressure points. Beneath the 2" of traditional dual-density foam, the rider's weight is supported by a revolutionary fabric suspension system. The sling-like suspension system is integrated into the seat and acts like a hammock, providing 2" of suspension above the seat pan. This internal system prevents bottoming out and provides a 30% improvement in comfort and endurance over the long haul by sheltering the rider from pothole and highway expansion joint impacts. The generous seat length permits freedom of movement on long rides, making this seat a perfect option for taller riders.



A.ROAD ZEPPELIN AIR ADJUSTABLE SEAT



B. HARLEY HAMMOCK RIDER AND PASSENGER TOURING SEAT



B. HARLEY HAMMOCK RIDER AND PASSENGER TOURING SEAT – '14-LATER MODELS



B. HARLEY HAMMOCK RIDER AND PASSENGER TOURING SEAT – '97-'13 MODELS

TOURING & TRIKE 197

Seating – Harley® Hammock

B. HARLEY® HAMMOCK RIDER AND PASSENGER TOURING SEAT

Protect the backside of both rider and passenger from harsh road conditions. With its revolutionary suspension systems, this Harley® Hammock Rider and Passenger Touring Seat offers increased isolation from sharp road impacts. For the rider, sling-like fabric suspension system acts like a hammock to reduce impacts and the 2" of traditional foam on top provides additional support. For the passenger, a multiple spring-board style suspension system along with 2" of traditional foam provides 15% improvement in passenger comfort. When compared to the Hammock Seat offered on select '14-later CVO™ models, this Hammock Seat reduces the bucket shape to accommodate a wide variety of rider sizes and allows fore-and-aft movement to vary the position on a long ride. Available with or without dual-zone heated rider and passenger seating areas, this seat's vinyl surface is easy to clean and maintain. Can be equipped with Rider Backrest (sold separately) on most models.

Standard Harley Hammock Seat
52000566 Without Heat.
Fits '14-later Touring (except '23-later FLHFB, FLHXSE, FLTRXSE and '24-later FLHX, FLTRX and FLTRXSTSE) and Tri Glide® models. Installation on '14-'20 Tri Glide models requires removal of grab rail. Seat width 17.0"; passenger pillion width 15.0"

52000567 Without Heat.
Fits '09-'13 Touring and Trike models. Also fits '14-later Touring models not equipped with Tour-Pak® luggage. Trike models require separate purchase of Paint Guard Kit P/N 52000013. Does not fit models equipped with Passenger Grab Rail. Installation on '12-'20 CVO™ models requires removal of fender trim strips. Seat width 17.5"; passenger pillion width 15.0".

52000072 Without Heat.
Fits '97-'07 Electra Glide® and Road Glide® models. Seat width 18.0"; passenger pillion width 15.5".

Heated Harley Hammock Seat
Heated Harley Hammock seats feature switch-activated dual-zone controls for rider and passenger.

52000564 With Heat.
Fits '14-later Touring® (except '23-later FLHFB, FLHXSE, FLTRXSE and '24-later FLHX, FLTRX and FLTRXSTSE) and Tri Glide models. '14-'16 models require separate purchase of Electrical Harness Extension P/N 69200722. '17-later models require Electrical Harness Extension P/N 69201599A. Installation on '14-'20 Tri Glide models requires removal of grab rail. Seat width 17.0"; passenger pillion width 15.0".

52000565 With Heat.
Fits '09-'13 Touring and Trike models. Also fits '14-'20 Touring models not equipped with Tour-Pak® luggage. '14-'16 models require separate purchase of Electrical Harness Extension P/N 69200722. '17-later models require Electrical Harness Extension P/N 69201599A. Trike models require separate purchase of Paint Guard Kit P/N 52000013. Does not fit models equipped with Passenger Grab Rail. Installation on '12-'20 CVO™ models requires removal of fender trim strips. Seat width 17.5"; passenger pillion width 15.0".

TOURING

198 TOURING & TRIKE

Seating – Sundowner™

SUNDOWNER™ SEATS

The Sundowner™ Seat provides the maximum in long-riding comfort. The deep-bucket design puts your body in the proper touring position and the generous padding makes it comfortable for both the rider and passenger as the miles are adding up. The dished shape provides added rider back support and the wide passenger pillion is shaped to minimize pressure points.

A. SUNDOWNER SEAT – SMOOTH

The smooth cover complements any Touring model. Seat accepts rider backrest for additional touring comfort.

52000128

Fits '14-later Touring (except '21-later FLH, '23-later FLHFB, FLHXSE, FLTRXSE, '24-later FLHX, FLTRX and FLTRXSTSE) and Tri Glide® models. Seat width 14.5"; passenger pillion width 13.0".

52093-08A

Fits '08-'13 Touring and Trike models. Also fits '14-later Touring models not equipped with Tour-Pak® luggage. Installation on '12-later CVO™ models requires removal of fender trim strips. Seat width 16.0"; passenger pillion width 14.0".

51726-05

Fits '97-'07 Road King® and FLHX models. Also fits '97-'07 Electra Glide® and Road Glide® models equipped with Fuel Tank Console P/N 71288-03A or Trim Piece P/N 52447-96. Seat width 15.0"; passenger pillion width 12.0".

51542-01B

Fits '97-'07 Electra Glide (except FLHX) and Road Glide models. Seat width 16.0"; passenger pillion width 13.5".

B. SUNDOWNER SEAT – FREEWHEELER®

This Sundowner seat is finished in rich black vinyl and is styled to complement the Freewheeler® Trike model's Original Equipment seat.

52000183

Fits '15-later FLRT models. Seat width 15.0"; passenger pillion width 11.0".

C. SUNDOWNER SEAT – ROAD KING® CLASSIC BASKETWEAVE

Decorated with a pleated leather valance and chrome Road King Classic concho, the seat stays true to Road King Classic styling. Accepts rider backrest for additional touring comfort.

51615-99C

Fits '97-'07 Road King and FLHX models. Also fits '97-'07 Electra Glide and Road Glide models equipped with Fuel Tank Console P/N 71288-03A or Trim Piece P/N 52447-96. Seat width 15.0"; passenger pillion width 12.0".

D. SUNDOWNER™ SEAT – '06-'10 STREET GLIDE® STITCHING

Decorated with tuck and roll pleating, the Sundowner™ Seat complements the '06-'10 Street Glide® styling. Accepts rider backrest for additional touring comfort.

51630-09A

Fits '08-'13 Touring (except '21-later FLH, '23-later FLHFB, FLHXSE, FLTRXSE, '24-later FLHX, FLTRX and FLTRXSTSE) and Trike models. Also fits '14-later Touring models not equipped with Tour-Pak® luggage.Installation on '12-later CVO™ models requires removal of fender trim strips. Seat width 16.0"; passenger pillion width 14.0".



A. SUNDOWNER SEAT – SMOOTH
(52000128 SHOWN)



B. SUNDOWNER SEAT – FREEWHEELER



C. SUNDOWNER SEAT – ROAD KING CLASSIC BASKETWEAVE



D. SUNDOWNER SEAT – '06-'10 STREET GLIDE STITCHING
(51630-09A SHOWN)



E. DRAG SEAT – GLOSS BLACK BASE



F. LEATHER BADLANDER SEAT



G. BADLANDER SEAT



H. LEATHER LOW-PROFILE BUCKET SEAT

TOURING & TRIKE 199

Seating – Low Profile

E. DRAG SEAT

For those who live for the moment red lights turn green, the Drag Seat is destined to keep the rider firmly planted in the bike under hard acceleration and maneuvering. The raised pillion of the Drag Seat provides increased support when you need it most. Structural ridges of foam provide increased grip without compromising comfort. The exposed light-weight aluminum seat pan provides a rigid foundation for the seat and offers better rider feedback from the vehicle under aggressive maneuvering. Seat Width: 12.33" Pillion Width: 9.74"

Fits '14-later Touring (except '21-later FLH, '23-later FLHFB, FLHXSE, FLTRXSE, '24-later FLHX, FLTRX and FLTRXSTSE) models. Does not fit Trike models. Does not fit models equipped with Passenger Grab Rails or vehicles equipped with Tour-Pak® luggage carrier.

52000461 Gloss Black Base.

52000452 Brushed Aluminum Base.

F. LEATHER BADLANDER® SEAT

The traditional Badlander® seat's low and lean style sets the stage for your minimalist custom ride. The frame-hugging rider seat and the slim tapered passenger pillion visually stretch the bike and enhance the slammed look. The seat shape stays low along its entire length and follows the lines of the bike with minimal disruption, and delivers a riding position that is lower and generally farther back than the stock seat. Ideal for both short riders needing to be closer to the ground, or for tall riders that want to bove back in the bike without sitting higher. This seat is wrapped in supple top-grain leather and finished with an embroidered Harley-Davidson script. Kit includes leather grab strap and mounting hardware.

52000257

Fits '08-later Touring (except '21-later FLH, '23-later FLHFB, FLHXSE, FLTRXSE, '24-later FLHX, FLTRX and FLTRXSTSE) models. Does not fit Trike models. Installation on '12-later CVO™ models requires removal of fender trim strips. Seat width 13.0"; passenger pillion width 6.0".

G. BADLANDER SEAT

Clean smooth covers, subtle top-stitching and a frame-hugging profile add up to a statement only Harley could create. The low design delivers a reduced seat height that is ideal for riders that want the shortest possible reach to the ground, and the long and lean shape allows tall riders to move back from the hand and foot controls without sitting higher on the bike. Kit includes grab strap and all mounting hardware. Does not accept a rider backrest.

52067-08A

Fits '08-later Touring (except '21-later FLH, '23-later FLHFB, FLHXSE, FLTRXSE, '24-later FLHX, FLTRX and FLTRXSTSE) models. Does not fit Trike models. Installation on '12-later CVO models requires removal of fender trim strips. Seat width 13.0"; passenger pillion width 6.0".

52066-97C

Fits '97-'07 Road King® (except FLHRS) and FLHX models. Also fits '97-'07 Electra Glide® and Road Glide® models equipped with Fuel Tank Console P/N 71288-03A or Trim Piece P/N 52447-96. Seat width 12.25"; passenger pillion width 4.5".

52265-01A

Fits '97-'07 Electra Glide (except FLHX) and Road Glide models. Seat width 12.5"; passenger pillion width 4.5".

H. LEATHER LOW-PROFILE BUCKET SEAT

A custom-look low and slammed seat, with a bucket contour for added support. Features embroidered logo and an opening that receives a matching Rider Backrest.

52095-08A

Fits '08-later Touring (except '21-later FLH, '23-later FLHFB, FLHXSE, FLTRXSE, '24-later FLHX, FLTRX and FLTRXSTSE) and Tri Glide® models. Installation on '12-later CVO models requires removal of fender trim strips. Seat width 15.0"; passenger pillion width 8.5".

NOTE: Some Harley-Davidson® seats are made of leather. Fine leathers or other natural materials WILL gain "character," such as wrinkles or wear, with age. This is normal. A fine, aged patina and character wrinkles are a sign of the extremely high-quality materials used to construct your seat or backrest. The appearance of scars or marks on the leather are a result of using natural leather panels and should not be thought of as an imperfection. Please use Harley-Davidson® Leather Protectant P/N 93600034 to protect your investment.

200 TOURING & TRIKE

Seating – Low Profile

LOW-PROFILE SOLO TOURING SEATS AND PILLIONS
Set your custom bagger apart with a Low-Profile Solo Seat that combines street-rod style with a surprising touch of comfort. Start with a shape that distributes your weight across a wide surface area to reduce pressure points. Then, add a tapered nose that brings the legs closer together to shorten the reach to the ground. The result is the slammed custom seat that you crave, with enough comfort and support to let you actually spend time in the saddle. Finish the look with your choice of matching passenger pillion,issy bar pad and Tour-Pak® carrier backrest pad.

A. LOW-PROFILE SOLO TOURING SEAT – SMOOTH VINYL
Wrapped in supple black vinyl, this Low-Profile Solo Seat is shaped to hug the frame and place the rider “in” the bike – not on top of it. The slight bucket shape cradles the rider, and keeps him or her from sliding rearward during acceleration.

52000249
Fits '09-later Touring models. Does not fit Trike models. Does not accept Rider Backrest. Does not fit '23-later FLHFB, FLHXSE, FLTRXSE, '24-later FLHX, FLTRX and FLTRXSTSE models. Seat width 15.0".

Shown with:
LOW-PROFILE PASSENGER PILLION – SMOOTH VINYL
Enveloped in smooth black vinyl, this Passenger Pillion is the perfect complement to the Smooth Vinyl Low-Profile Solo Seat. Easy on-and-off installation lets you change from a two-up tourer to a stripped-down cruiser in seconds. Includes matching grab strap.

52400141
Fits '09-later Touring models equipped with Solo Seat P/N 52000249. Pillion width 11.0". Does not fit Trike models. Does not fit '23-later FLHFB, FLHXSE, FLTRXSE, '24-later FLHX, FLTRX and FLTRXSTSE models.

B. LOW-PROFILE SOLO TOURING SEAT – BLACK DIAMOND
Swathed in textured black vinyl, this Low-Profile Solo Seat features a custom diamond-pleated seating surface highlighted with double-row toast-colored accent stitching. The rich materials add an elegant finish to your custom bagger.

52000248
Fits '09-later Touring models. Does not fit Trike models. Does not accept Rider Backrest. Does not fit '23-later FLHFB, FLHXSE, FLTRXSE, '24-later FLHX, FLTRX and FLTRXSTSE models. Seat width 15.0".

Shown with:
LOW-PROFILE PASSENGER PILLION – BLACK DIAMOND
Layered in a combination of smooth and textured black vinyl, this Passenger Pillion is the perfect complement to the Black Diamond Low-Profile Solo Seat. Easy on-and-off installation lets you change from a two-up tourer to a stripped-down cruiser in seconds. Includes matching grab strap.

52400140
Fits '09-later Touring models equipped with Solo Seat P/N 52000248. Pillion width 11.0". Does not fit Trike models.

C. LOW-PROFILE SOLO TOURING SEAT – MAHOGANY BROWN
Finished with a rich textured mahogany-brown vinyl and upholstered in a custom diamond-pleat pattern with complementing double-row gold stitching, this Low-Profile Solo Seat brings a non-traditional look to your Touring model.

52000057
Fits '09-later Touring models. Does not fit Trike models. Does not accept Rider Backrest. Does not fit '23-later FLHFB, FLHXSE, FLTRXSE, '24-later FLHX, FLTRX and FLTRXSTSE models. Seat width 15.0".

Shown with:
LOW-PROFILE PASSENGER PILLION – MAHOGANY BROWN
Dressed in rich textured brown vinyl and finished with elegant gold stitching, this Passenger Pillion is the perfect complement to the Mahogany Brown Solo Seat. Easy on-and-off installation lets you change from a two-up tourer to a stripped-down cruiser in seconds. Includes matching grab strap.

52400040
Fits '09-later Touring models equipped with Solo Seat P/N 52000057. Pillion width 11.0". Does not fit Trike models. Does not fit '23-later FLHFB, FLHXSE, FLTRXSE, '24-later FLHX, FLTRX and FLTRXSTSE models.




A. LOW-PROFILE SOLO TOURING SEAT – SMOOTH VINYL (SHOWN WITH LOW-PROFILE PASSENGER PILLION)



B. LOW-PROFILE SOLO TOURING SEAT – BLACK DIAMOND (SHOWN WITH LOW-PROFILE PASSENGER PILLION)



C. LOW-PROFILE SOLO TOURING SEAT – MAHOGANY BROWN (SHOWN WITH LOW-PROFILE PASSENGER PILLION)



D. PASSENGER GRAB RAIL – CHROME (52400090 SHOWN)




D. PASSENGER GRAB RAIL – GLOSS BLACK (52400091 SHOWN)



E. PASSENGER HANDRAIL COVERS



F. SEAT HARDWARE KIT – SOLO SEAT TO TWO-UP SEAT



G. QUICK-RELEASE SEAT HARDWARE KIT – CHROME



G. QUICK-RELEASE SEAT HARDWARE KIT – GLOSS BLACK



H. SEAT MOUNTING NUTS – GLOSS BLACK

TOURING & TRIKE 201

Seating – Accessories

D. PASSENGER GRAB RAIL
Add comfort and confidence for your riding companion. This easy-to-install handrail provides a convenient hand grip for your passenger and a secure tie-down point for pillion-mounted touring luggage.

Fits '14-later Touring (except '21-later FLH and '23-later Touring equipped with Original Equipment seat) and Tri Glide® models. Does not fit models equipped with Tallboy® Seats or Passenger Armrest Kit P/N 52400073 or FLHTKSE and FLTRUSE models with Original Equipment seat. Does not fit '23-later FLHFB models. Does not fit with seat P/Ns 52000756, 52000757, 52000640, 52000638, or 52000643.

52400090	Chrome.
52400091	Gloss Black.

E. PASSENGER HANDRAIL COVERS
Beef up the look of the passenger handrail with these easy-to-install chrome-plated grips. The thick diameter offers a firm and comfortable hand hold for your passenger and features jet black rubber inserts, ball-milled grooves and Bar & Shield logo for added style. Kit includes right and left grip and stain-less steel mounting hardware.

91668-05
Fits '99-'13 Touring models equipped with Passenger Grab Rails.

F. SEAT HARDWARE KIT – SOLO SEAT TO TWO-UP SEAT
Kit contains hardware required to convert Original Equipment Solo Seat fitment to a Two-Up seat.

52100065
Fits '14-later Touring models with Original Equipment solo seats. Required with purchase of a one-piece, two-up seat.

G. QUICK-RELEASE SEAT HARDWARE KIT
This Quick-Release Hardware Kit allows the rider to remove one-piece Harley-Davidson® seats quickly and easily. The knurled knob is easy to install or remove without tools, and the nylon washer keeps the finger tightened knob in place and rattle free. A raised-logo Harley-Davidson® emblem finishes the look. SAE 1/4"-20 thread.

Fits '97-later XG, XL, Dyna®, Softail® (except '12-'17 FLS models equipped with Original Equipment seat), Touring and Trike models equipped with SAE 1/4"-20 seat mount hardware. Does not fit seats equipped with spring-loaded rear seat bracket.

51676-97A	Chrome.
10500093	Gloss Black.

H. SEAT MOUNTING NUTS – GLOSS BLACK
When blacking-out your bike, don't miss the details. These gloss black Seat Mounting Nuts take the hassle out of removing your two-piece seat and complete the blacked out look. These rich black caps dress up the seat mounting tab and the knurled knob makes fastening and unfastening the seat easy work. No tools required. Sold in pairs.

10400049
Fits all Softail and Touring models with Original Equipment or Genuine Motor Accessory 2-piece seat and knurled seat mounting nuts.

202 TOURING & TRIKE

Seating – Rider Backrests

A. ADJUSTABLE RIDER BACKRESTS

Add support for the long haul. With one quick pull from the integrated gas spring, you can instantly adjust the riding position through a 30-degree range. The backrest pad features a sleek shape that provides full lower back support without pushing the rider forward and a slim profile that offers the passenger a few more inches of space. The backrest features a pull knob-activated, five-position, 1.5" height adjustment. The backrest can be easily removed and folds down to allow easier passenger mounting.

Fits '97-later Touring and Trike models equipped with many one-piece slotted seats. This rider backrest may not look appropriate on select Original Equipment, CVO™ seats and accessory seats that are styled with a low-profile look. Installation requires separate purchase of model-specific Adjustable Rider Backrest Mounting Kit.

1. 52423-09A	Comfort Stitch Style.
2. 52591-09A	Road King® Classic Style.
3. 52546-09A	'06-'10 Street Glide® Style.
4. 52501-09A	Smooth Style.
5. 52300731	'24 Contrast Stitch.

Shown with:
ADJUSTABLE RIDER BACKREST MOUNTING KIT
Kit includes mounting bracket, adjustment handle and all required installation hardware.


52596-09A
Required to install Adjustable Rider Backrest on '09-later Touring (except '21-later FLH, '23-later FLHFB, '24 FLHXSE, FLTRXSE and FLTRXSTSE) models. Does not fit Trike models.

54099-10
Required to install Adjustable Rider Backrest on '09-later Tri Glide® models. Also fits '15-later Freewheeler® models equipped with Sundowner™ Seat P/N 52000183.


52593-09A
Required to install Adjustable Rider Backrest on '97-'08 Touring models.



A. ADJUSTABLE RIDER BACKREST KITS



A. ADJUSTABLE RIDER BACKRESTS (SHOWN WITH MOUNTING KIT)



B. RIDER BACKREST



B. RIDER BACKRESTS (SHOWN WITH MOUNTING KIT)



C. RIDER BACKREST ORGANIZER

TOURING & TRIKE 203

Seating — Rider Backrests

B. RIDER BACKRESTS

Add back support for long-haul riding comfort. Contoured backrest pad is shaped to provide full lower back support without pushing the rider forward and the slim profile offers the passenger a few more inches of room. An adjustable support bracket with four mounting locations accommodates different seats and riding positions. The backrest pad angle can be adjusted for maximum comfort.

Fits '88-later Touring and Trike models equipped with one-piece slotted seat. Installation requires separate purchase of model-specific Rider Backrest Mounting Kit.

1. 52300732	'24 Contrast Stitch.
2. 52572-09A	Comfort Stitch Style.
3. 52583-09A	Road King® Classic Style.
4. 51631-09A	'06-'10 Street Glide® Style.
5. 52900-09A	Smooth Leather Style.
6. 52914-09A	Smooth Vinyl Style.

Shown with:
RIDER BACKREST MOUNTING KIT
Kit includes mounting bracket and all required installation hardware.

52589-09B
Required to install rider backrest on '09-later Touring models. Does not fit '21-later FLH or Trike models. Does not fit '23-later FLHFB, FLHXSE and FLTRXSE models.

52300642
Required to install rider backrest on '09-later Trike models.

52587-09
Required to install rider backrest on '88-'08 Touring models.

C. RIDER BACKREST ORGANIZER

Keep your passenger's essentials close at hand. Convenient storage system is form-fitted to the rider backrest, and provides easy access to a variety of on-road necessities. The two zippered pockets and mesh pouch offer plenty of room for a water bottle, cell phone, keys, registration papers, sunscreen and lip balm, and one zippered pocket features a headphone port for easy connection to a personal music device. The Organizer features side laces for secure installation, and a smooth vinyl face with no raised seams for rider comfort.

93300098
Fits '09-later models equipped with H-D® Rider Backrest.

204 TOURING & TRIKE

Seating Accessories


A. ROAD ZEPPELIN® SEAT PAD

Experience ultimate comfort. Designed to ensure hours of comfort in the saddle, Road Zeppelin® Seat Pads are equipped with a unique air bladder system that allows your weight to be supported evenly across the entire seating surface. Whether you have a low-profile seat or a larger, more comfortable seat, you will feel the benefits. This air bladder system is designed to reduce pressure points, provide shock absorption and reduce vibration. Unlike other mouth-inflated seat pads, the Road Zeppelin Pad features an easy-to-reach integrated hand pump and metered air release valve that permits quick and controllable adjustment. You can easily adjust the comfort and support while seated on the pad. The UV-stable and snag-resistant mesh cover allows air to circulate beneath the rider's body, reducing the temperature trapped between the rider and seat. Shaped to conform to most Harley-Davidson® seats, the pads feature adjustable mounting straps and a non-skid surface to keep them in place. The hand-washable seat pad can be deflated and rolled for compact storage.

52000327 Rider.
Fits rider position on all models equipped with Original Equipment or accessory seats. Also fits passenger position on Touring models with large pillion area. Pad width – 14.0".



A. ROAD ZEPPELIN SEAT PAD



B. CIRCULATOR SEAT PADS (ROAD KING SHOWN)



B. CIRCULATOR BACKREST PAD



C. RAIN COVER – SEAT WITH RIDER BACKREST



D. FLHT/FLTR TRIM PIECE

TOURING & TRIKE 205

Seating Accessories

B. CIRCULATOR SEAT AND BACKREST PADS

Keep comfortable on your next long ride. These breathable Circulator Seat and Backrest Pads feature 3D construction that promotes air movement and reduces heat buildup where the rider's body touches the seat or backrest. Designed to keep the rider cool by reducing the perspiration buildup between you and the seating surface, the Circulator Pad can be installed and removed in seconds for easy cleaning. The low-profile design minimizes seat-height change compared to inflatable pads, while enhancing comfort with its shock-absorbing construction. Manufactured of UV-stable materials, these seat and backrest pads resist fading when exposed to the sun. Elastic under-seat strap and non-slip base provide secure installation and the available Circulator Passenger Pillion Pad attaches to the rider pad with hook-and-loop tabs.

51076-10 Large Seat Pad.
Fits Softail®, Touring and Trike models with Original Equipment and accessory seats. Will not fit Bobber or Road Zeppelin® seats. 16.0" wide.

C. RAIN COVERS*

Featuring a handy storage sack, this black nylon, water-resistant, Cordura® cover packs easily and shelters your seat from the storm.


51638-97 Solo Seat.
Fits H-D® solo seats (except XR and FLSTS).

52952-97 Seat with Rider Backrest.
Fits H-D Touring and Trike seats. Fits with accessory rider backrest.

D. FLHT/FLTR TRIM PIECE

This top-stitched trim opens a new world to the Standard Electra Glide® and Road Glide® model owners, allowing fitment of Road King® seats.

52447-96 Fits '94-'07 FLHT and FLTR models.

 ***WARNING:** Do not use while riding; could result in death or serious injury.

206 TOURING & TRIKE

Backrests & Racks

A. QUICK-RELEASE SISSY BAR UPRIGHT – FREEWHEELER® MODELS

Add passenger comfort and support to your Freewheeler® Trike model. Designed to blend with the curved lines of the trunk lid, the one piece upright slips into the docking ports and can be removed in seconds with a simple push of the release buttons. When the sissy bar is removed, you can pop in the included decorative caps for a clean custom look. The standard height upright accepts most mid-sized or oversized touring model passenger backrest pads (sold separately) and is the perfect finishing element for your long-distance touring machine. Available in your choice of mirror chrome or gloss black finish.

Fits '15-later FLRT models.	
52300324A	Chrome.
52300415	Gloss Black.

B. AIR WING LUGGAGE RACK – FREEWHEELER MODELS*

The low-profile aerodynamic styling of the Air Wing Luggage Rack draws your eye with its sleek lines and the engraved Harley-Davidson script adds a signature touch. This full-sized rack protects the trunk lid from scratches. The die-cast wing and lightweight steel tubing are hand-polished before finishing for long-lasting beauty. Kit includes all necessary mounting hardware.

50300097	Chrome.
Fits '15-later FLRT models.	
50300295	Gloss Black.
Fits '15-later FLRT and '23-later FLTRT models.	

C. DETACHABLE CONVERSION HARDWARE – GLOSS BLACK

The ideal choice for maximum versatility, this complete kit contains the docking hardware necessary to install all HoldFast detachable accessory options. Even if you only install a passenger backrest today, this kit allows you to add additional accessories in the future. Includes docking points to allow installation of H-D® Detachables™ Sissy Bar and Solo Luggage Rack.

54000337
Fits '24-later FLTRXSTSE models.




A. QUICK-RELEASE SISSY BAR UPRIGHT – FREEWHEELER MODELS CHROME



A. QUICK-RELEASE SISSY BAR UPRIGHT – FREEWHEELER MODELS GLOSS BLACK




B. AIR WING LUGGAGE RACK – FREEWHEELER MODELS – BLACK



B. AIR WING LUGGAGE RACK – FREEWHEELER MODELS



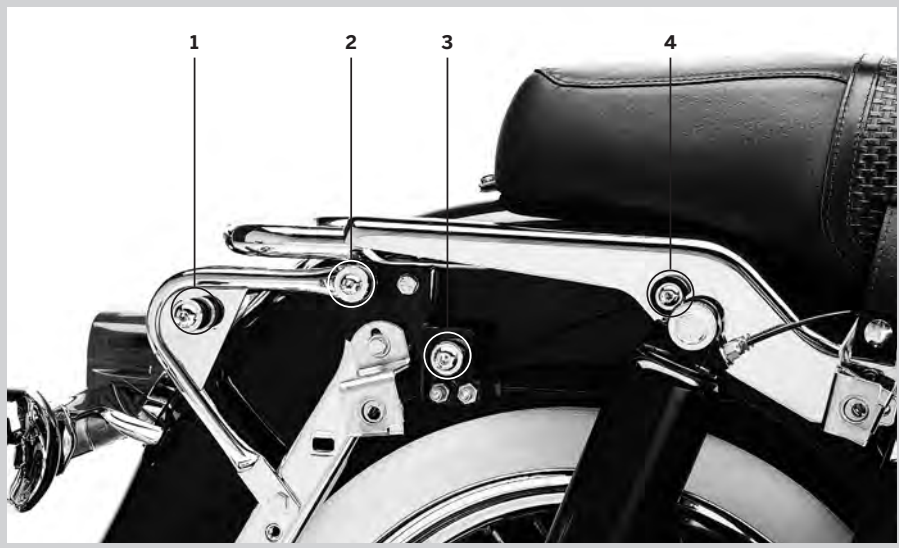
C. DETACHABLE CONVERSION HARDWARE – GLOSS BLACK



D. 4-POINT DOCKING HARDWARE KIT – CHROME '14-LATER MODELS



D. 4-POINT DOCKING HARDWARE KIT – GLOSS BLACK '14-LATER MODELS



E. H-D DETACHABLES DOCKING HARDWARE KIT – '97-'08 TOURING MODELS



F. LOCKING H-D DETACHABLES LATCH KIT



G. H-D DETACHABLES LATCH KIT – CHROME

TOURING & TRIKE 207

Backrests & Racks

D. 4-POINT DOCKING HARDWARE KIT

The ideal choice for maximum versatility, this complete kit contains the docking hardware necessary to install all H-D® Detachables™ accessory options. Even if you only install a passenger backrest today, this kit allows you to add accessories as your touring demands change. Provides docking points to allow installation of H-D Detachables Sissy Bar, Solo Luggage Rack, Two-Up Luggage Rack, Solo Tour-Pak® Luggage Rack or Two-Up Tour-Pak Rack.

Fits '14-later Touring models (except models equipped with rigid-mount Tour-Pak luggage). FLTRXSTSE requires separate purchase of hardware kit 54000337.

52300353	Chrome.
52300354	Gloss Black.

Fits '09-'13 FLHR, FLHRC, FLHT, FLHX, FLHXSE, FLTR, FLTRX and FLTRXSE, '13 FLHRSE and '09 FLTRSE models. For use with H-D Detachables Sissy Bars, Solo Luggage Racks, 2-Up Luggage Racks, Solo Tour-Pak Rack and 2-Up Tour-Pak Rack. FLHRC models require separate purchase of Saddlebag Hinge Stop P/N 90580-09.

54205-09A	Chrome.
54246-09A	Gloss Black.

E. H-D® DETACHABLES™ DOCKING HARDWARE KITS – '97-'08 TOURING MODELS

For Sissy Bar, Solo Luggage Rack or Solo Tour-Pak®

Kit contains the docking hardware necessary to install H-D® Detachables™ accessories on your Road King®, Road Glide®, Street Glide® or Electra Glide® Standard model. Provides docking points to allow installation of detachable Passenger Backrest, Solo Luggage Rack or Solo Tour-Pak® Rack.

53803-06
Fits '97-'08 Touring models (except FLHTCUI and '07-'08 FLHRSE).

For Two-Up Tour-Pak or Two-Up Luggage Rack

Kit contains the docking hardware necessary to install H-D Detachables accessories on your Road King, Road Glide, Street Glide or Electra Glide Standard model. Provides docking points to allow installation of detachable Two-Up Luggage Rack or Two-Up Tour-Pak carrier.

53804-06
Fits '97-'08 Touring models (except FLHTCUI and '07-'08 FLHRSE).

Docking Hardware Fitment Matrix – '97-'08 Models		
Touring Detachable	Docking Kit	Diagram
Sissy Bar Upright P/N 52933-97C, 52805-97B, 52935-04A or 52723-06A	53803-06	3 & 4
Two-Up Luggage Rack P/N 53743-97	53804-06	1 & 2
Two-Up Tour-Pak Rack P/N 53276-04A	53804-06	1 & 2
Solo Luggage Rack P/N 53048-06	53803-06	3 & 4

F. LOCKING H-D DETACHABLES LATCH KIT

This unique lock replaces the camlock on your H-D Detachables accessories, providing additional security and peace of mind when parking your vehicle. The kit includes two extended-reach barrel-style keys for easy access to the lock. Key registration and replacement service is available.

Fits all models equipped with detachable Sideplates, Racks and Tour-Pak Luggage Carriers (except '18-later Softail® models with HoldFast™ racks and uprights or '09-later Touring models equipped with detachable Solo Tour-Pak Rack).

92800008	Black.
----------	--------

G H-D DETACHABLES LATCH KIT – CHROME

Decorative chrome latches are the perfect way to enhance the appearance of your detachable accessories. Meticulously polished and chrome-plated, these easy-to-install rotary latches are a direct replacement for the Original Equipment satin black parts and are a simple way to add a finishing touch to your ride. Latches feature an easy-to-pull finger release to simplify access in hard-to-reach areas.

12600036
Fits all models equipped with detachable Sideplates, One-Piece Sissy Bar Uprights, Racks, and Tour-Pak Luggage Mounting Racks (except '18-later Softail models with HoldFast racks and uprights).



***WARNING:** Do not use this rack as a seat. Do not exceed the fender rack weight capacity. Using as seat or exceeding this capacity could cause handling problems, which could result in loss of control and death or serious injury.

208 TOURING & TRIKE

Backrests & Racks

A. H-D® DETACHABLES™ SISSY BAR UPRIGHT


A sissy bar and passenger backrest pad is the starting point for building a complete touring machine. The backrest provides long-range comfort and support and adds a feeling of confidence and control for the passenger. Available in your choice of height, these H-D® Detachables™ One-Piece Uprights can be installed or removed in seconds to add versatility to your ride. A wide variety of Backrest Pads are available for separate purchase.

Fits '09-later Touring models equipped with required Docking Hardware Kits. '09-later Touring models equipped with rigid-mount Tour-Pak® luggage require purchase of appropriate H-D Detachables Tour-Pak Conversion Kit.

52610-09A	Short – Chrome.
54248-09A	Short – Gloss Black.
52627-09A	Standard-Height – Chrome.
54247-09A	Standard-Height – Gloss Black.

Fits '97-'08 Road King®, FLHT, FLHX and FLTR models equipped with required Docking Kits. Fits '06-'08 FLHTC models equipped with H-D Detachables Tour-Pak Rack Mounting Kit P/N 53303-07A and Docking Hardware Kit P/N 53803-06.

52933-97C	Standard-Height – Chrome.
52723-06A	Tall – Chrome.



A. H-D DETACHABLES SISSY BAR UPRIGHT – '09-LATER TOURING MODELS



A. SHORT H-D DETACHABLES SISSY BAR UPRIGHT – GLOSS BLACK



A. STANDARD-HEIGHT H-D DETACHABLES SISSY BAR UPRIGHT – CHROME



A. H-D DETACHABLES SISSY BAR UPRIGHT – '09-LATER MODELS



A. H-D DETACHABLES SISSY BAR UPRIGHT – '97-'08 MODELS

TOURING & TRIKE 209

Backrests & Racks

B. PREMIUM H-D® DETACHABLES™ BACKREST WITH ADJUSTABLE RECLINE

Enhance your passenger's ride with an adjustable passenger backrest. This adjustable backrest allows the passenger to change the recline angle for maximum comfort. Simply turn the glove-friendly locking knobs and adjust the upright to one of three different recline settings. The 3 position settings provide 16 degrees of adjustment, with the mid position that matches a standard backrest recline. The exclusive cam lock H-D® Detachables™ design lets you add or remove the passenger backrest assembly in seconds. Available in chrome and gloss black finishes.

Fits '09-later Touring models equipped with required Docking Hardware Kits (except models equipped with Stealth Detach Luggage Rack and '24-later FLTRXSTSE models). '09-later Touring models equipped with rigid-mount Tour-Pak® luggage require purchase of appropriate H-D Detachables Tour-Pak Conversion Kit.

52300257	Standard-Height – Chrome.
----------	---------------------------



B. PREMIUM H-D DETACHABLES BACKREST WITH ADJUSTABLE RECLINE



B. PREMIUM H-D DETACHABLES BACKREST WITH ADJUSTABLE RECLINE



B. PREMIUM H-D DETACHABLES BACKREST WITH ADJUSTABLE RECLINE – CHROME

210 TOURING & TRIKE

Backrests & Racks

A. PASSENGER BACKREST PAD – COMPACT
Sized to complement low-profile custom seats, this Compact Passenger Backrest Pad combines practical passenger support with custom compact style. Pads include mounting bracket and hardware required for attachment to sissy bar upright.

Fits '18-later Softail® models equipped with Short or Standard Height HoldFast™ Sissy Bar Uprights. Also fits Touring models equipped with Short H-D® Detachables™ Passenger Sissy Bar Upright P/N 52935-04A, 52610-09A or 54248-09A. Will not fit seats with tall passenger pillion pads. Pad height 3.75"; width 6.5".

52300559A	Smooth Black Vinyl.
52300558A	Fat Bob Styling.
52300556A	Fat Boy Styling.


B. PASSENGER BACKREST PAD – MID-SIZED
Sized to fit both Low and Standard-Height HoldFast Sissy Bar Uprights, these Mid-Sized Backrest Pads feature a gentle curved shape that cradles the spine and provides hours of passenger comfort. Pad height 7.0"; width 6.5".

Fits '18-later Softail models equipped with Standard Height HoldFast Sissy Bar Uprights. Also fits Touring models equipped with Standard-Height H-D Detachables Passenger Sissy Bar Uprights P/N 52300324, 52627-09A, 54247-09A, 52933-97C or 52805-97B, Tall H-D Detachables Passenger Sissy Bar Upright P/N 52723-06A, Premium H-D Detachables Sissy Bar Upright 52300257 or 52300258.

52300733	'24 Contrast Stitch.
52300560	Smooth Black Vinyl.
52300557	Low Rider Styling.

C. COMPACT PASSENGER BACKREST PAD
Sized to complement low-profile custom seats, this Compact Leather Backrest Pad combines practical passenger support with custom compact style. The leather cover with smooth insert complements both synthetic and leather seating surfaces.

52408-07A
Fits Short H-D Detachables Passenger Sissy Bar Upright P/N 52935-04A. Also fits H-D Detachables Passenger Sissy Bar Upright P/N 52610-09A or 54248-09A with purchase of Billet Backrest Pad Mount P/N 53086-04 or Styled Backrest Pad Mount P/N 52825-05. Also fits '18-later Softail models equipped with Short or Standard Height HoldFast™ Sissy Bar Uprights. Will not fit seats with tall passenger pillion pads. Pad height 6.5"; width 10.5".




A. PASSENGER BACKREST PAD – COMPACT (52300559A SHOWN)



A. PASSENGER BACKREST PAD – COMPACT (52300556A SHOWN)



A. PASSENGER BACKREST PAD – COMPACT (52300558A SHOWN)



B. PASSENGER BACKREST PAD – MID SIZED (52300733 SHOWN)




B. PASSENGER BACKREST PAD – MID-SIZED (52300560 SHOWN)




B. PASSENGER BACKREST PAD – MID SIZED (52300557 SHOWN)




C. COMPACT PASSENGER BACKREST PAD



D. SHORT PASSENGER BACKREST PAD – SMOOTH LOOK



E. SHORT PASSENGER BACKREST PAD – '24 CVO STYLE



F. SHORT PASSENGER BACKREST PAD – CVO STREET GLIDE CUSTOM STYLING



G. STYLED BACKREST PAD MOUNT

TOURING & TRIKE 211

Backrests & Racks

D. SHORT PASSENGER BACKREST PAD – SMOOTH LOOK
Smooth top-stitched pad complements most seating surfaces.
51579-05A
Fits Short H-D® Detachables™ Passenger Sissy Bar Upright P/N 52935-04A, 52610-09A or 54248-09A. Also fits '18-later Softail® models equipped with Short or Standard Height HoldFast™ Sissy Bar Uprights. Will not fit seats with tall passenger pillion pads. Pad height 6.5"; width 10.5".

E. SHORT PASSENGER BACKREST PAD – '24 CVO STYLE
The slim profile allows additional passenger room, and the low overall height continues the long and lean profile of your custom Touring bike. Features an embossed CVO logo and luxurious Alcantara side panels. Pad height 6.75" (approximate), width 10.875".
52300740
Fits Short H-D Detachables Passenger Sissy Bar Upright P/N 52935-04A, 52610-09A or 54248-09A. Also fits '18-later Softail models equipped with Short or Standard Height HoldFast Sissy Bar Uprights. Does not fit '21-later FLH or seats with tall passenger pillion pads. Pad height 6.5"; width 10.5". Does not fit '23-later FLHFB models.

F. SHORT PASSENGER BACKREST PAD – CVO™ STREET GLIDE® CUSTOM STYLING
Matches '15 CVO Street Glide® Original Equipment seat.
52300361
Fits Short H-D Detachables Passenger Sissy Bar Upright P/N 52935-04A, 52610-09A or 54248-09A. Will not fit seats with tall passenger pillion pads. Also fits '18-later Softail models equipped with Short or Standard Height HoldFast Sissy Bar Uprights. Pad height 6.5"; width 10.5".

G. STYLED BACKREST PAD MOUNT
This custom Backrest Mounting Plate replaces the stamped metal mount for a distinctive look. The mirror-finished bracket, chrome-plated mounting hardware and Vivid Black insert contrasts with a leather or vinyl backrest pad to dress your Touring bike in style.
52825-05
Fits Touring models equipped with H-D Detachables Sissy Bar Upright P/N 52805-97B, 52935-04A, 52933-97C, 52723-06A, 52610-09A, 52627-09A, 52300257 or 52300258. Also fits '18-later Softail models equipped with HoldFast Sissy Bar Uprights (except if equipped with Compact Size Pad).

212 TOURING & TRIKE

Backrests & Racks

PASSENGER BACKREST PADS – MID-SIZED

Sized to fit Standard-Height and Tall Touring Sissy Bar Uprights. Available to match a wide variety of seat stitch designs, these Mid-Sized Backrest Pads feature a gentle curved shape that cradles the spine and provides hours of passenger comfort.

Fits Standard-Height H-D® Detachables™ Passenger Sissy Bar Uprights P/N 52300324, 52627-09A, 54247-09A, 52933-97C or 52805-97B, Tall H-D Detachables Passenger Sissy Bar Upright P/N 52723-06A, Premium H-D Detachables Sissy Bar Upright 52300257 or 52300258. Also fits '18-later Softail™ models equipped with Short or Standard Height HoldFast™ Sissy Bar Uprights. Pad height 8.0"; width 12.0".

A. MID-SIZED PASSENGER BACKREST PAD – SMOOTH TOP-STITCHED

Styled to match 2024 CVO® Seats.

52300734

B. MID-SIZED PASSENGER BACKREST PAD – LEATHER

Styled to match Leather Low-Profile Bucket Seat P/N 52918-98A.

52920-98B

C. MID-SIZED PASSENGER BACKREST PAD – TOP-STITCHED

Smooth top-stitched pad complements most seating surfaces.

52924-98B

D. MID-SIZED PASSENGER BACKREST PAD – COMFORT STITCH

Styled to match Comfort Stitch Seats and Rider Backrests.

51727-05A

E. MID-SIZED PASSENGER BACKREST PAD – '06-'10 STREET GLIDE® STITCHING

Styled to match the '06-'10 Street Glide® model.

51633-06A

PASSENGER BACKREST PADS – OVERSIZED

Sized to fit Standard-Height and Tall Touring Sissy Bar Uprights. Available to match a wide variety of seat stitch designs, these Oversized Backrest Pads feature a large surface area and a generous curved shape that surrounds the passenger’s lower back and provides added support for hours in the saddle.

Fits Standard-Height H-D Detachables Passenger Sissy Bar Uprights P/N 52300324, 52627-09A, 54247-09A, 52933-97C or 52805-97B, Tall H-D Detachables Passenger Sissy Bar Upright P/N 52723-06A, Premium H-D Detachables Sissy Bar Upright 52300257 or 52300258. Also fits '18-later Softail models equipped with Short or Standard Height HoldFast Sissy Bar Uprights. Pad height 9.5"; width 13.5".

F. OVERSIZED PASSENGER BACKREST PAD – SMOOTH

Smooth top-stitched pad complements most seating surfaces.

52886-98D

G. OVERSIZED PASSENGER BACKREST PAD – STUDDED

Styled to match studded Original Equipment Road King® and Road King Touring Seat P/N 51617-99C.

52709-97C




A. MID-SIZED PASSENGER BACKREST PAD – SMOOTH TOP-STITCHED



B. MID-SIZED PASSENGER BACKREST PAD – LEATHER



C. MID-SIZED PASSENGER BACKREST PAD – TOP-STITCHED



D. MID-SIZED PASSENGER BACKREST PAD – COMFORT STITCH



E. MID-SIZED PASSENGER BACKREST PAD – STREET GLIDE STITCHING



F. OVERSIZED PASSENGER BACKREST PAD – SMOOTH



G. OVERSIZED PASSENGER BACKREST PAD – STUDDED



H. ADJUSTABLE TWO-UP LUGGAGE RACK – FINGERTIP CONTROL



H. ADJUSTABLE TWO-UP LUGGAGE RACK – CHROME (CLOSED)



H. ADJUSTABLE TWO-UP LUGGAGE RACK – CHROME (OPEN)



H. ADJUSTABLE TWO-UP LUGGAGE RACK – GLOSS BLACK (OPEN)"



I. LED LIGHT KIT

TOURING & TRIKE 213

Backrests & Racks

H. ADJUSTABLE TWO-UP LUGGAGE RACK*

Expand your options at the push of a button. This stylish rack offers style, function and practicality in one. The Adjustable Two-Up Luggage Rack features telescoping side extensions that allow the rider to customize the rack’s width in seconds. To accommodate a wide soft bag or duffle, just press the buttons, slide out the side extensions and increase the usable surface area by 50%. When an oversize rack is not required, just slide in the extensions for a clean look. The beefy rack accommodates a load capacity up to 30 pounds and the side rails feature convenient mounting points that easily accept bag tie-down straps and bungee cords. The H-D® Detachables™ rack can be completely removed from the bike in seconds and is designed to accept the internally wired LED Light Kit P/N 68065-10 or 68219-10 (sold separately) for added visibility from the rear. Rack Dimensions: 12.0" D x 12.75" W (Unexpanded); 12.0" D x 18.75" W (Expanded).

Fits '09-later Touring models equipped with 4-Point Docking Hardware Kits (except '09-later CVO™ models with rigid-mount Tour-Pak® luggage). Models equipped with Original Equipment rigid-mount Tour-Pak require purchase of appropriate H-D Detachables Tour-Pak Rack Kit. FLHX, FLHXS, FLHXST, FLTR, FLTRX and FLTRXST models require separate purchase of Antenna Relocation Kit or Hidden Antenna Kit. Some FLHRC EU registration plates may interfere with rack.

50300044B	Chrome.
50300076B	Gloss Black.

I. LED LIGHT KIT**

Fast-acting LED Light Kit operates as a supplemental rear running light and brake light. The high, center-mount position places the light in the line-of-sight of following vehicles and the bright, fast-acting red LED lamps get you noticed. Wiring is concealed inside the rack for a clean, custom installation. Available with red or smoked lens.


Fits '14-later Touring (except CVO™ models and '24-later FLHX and FLTRX) models equipped with Air Wing H-D Detachables Luggage Rack P/N 54283-09A and 50300008A and Adjustable Two-Up Luggage Rack P/N 50300044B or 50300076B. Does not fit CVO models.


68000111	Red Lens.
68000116	Smoked Lens.

Also available:
LED LIGHT KIT WIRING HARNESS

Required for installation of optional LED Light Kit on Luggage Racks and Passenger Backrests.

69200772
Fits '14-later Touring (except '23-later FLHXSE, FLTRXSE, '24-later FLHX, FLTRX and FLTRXSTSE) and Trike models equipped with Adjustable Luggage Rack P/N 50300044B or 50300076B, Air Wing Racks P/N 54283-09A, 50300008A, 79179-08 or 53000062 and Air Wing Passenger Backrests P/N 52300146 or 52300147.

***WARNING:** Do not use this rack as a seat. Do not exceed the fender rack weight capacity. Using as seat or exceeding this capacity could cause handling problems, which could result in loss of control and death or serious injury.

****WARNING:** Disconnecting your DOT-required tail, brake and turn signal lighting could reduce your visibility to others and result in death or serious injury.

214 TOURING & TRIKE

Backrests & Racks

A. AIR WING H-D® DETACHABLES™ TWO-UP LUGGAGE RACK*
The low-profile aerodynamic styling defines the look of this Luggage Rack. Designed to work with or without H-D® Detachables™ Passenger Backrests, this rack can be installed or removed from the Docking Hardware in seconds, creating a truly versatile ride. Available in mirror chrome or rich gloss black finish, the rack draws your eye with its sleek lines and the engraved Harley-Davidson script adds a signature touch. The die-cast wing and lightweight steel tubing are hand-polished before finishing for long-lasting beauty. For added visibility, the rack is designed to incorporate the internal wiring of the Air Wing Rack Light Kit (sold separately) for a clean look.

Fits '09-later Touring models equipped with 4-point Docking Hardware Kits. '09-later Touring models equipped with rigid-mount Tour-Pak® luggage require purchase of appropriate H-D Detachables Tour-Pak Conversion Kit. FLHX, FLHXS, FLHXST, FLTR, FLTRX and FLTRXST models require separate purchase of Antenna Relocation Kit or Hidden Antenna Kit. Some FLHRC EU registration plates may interfere with rack.

54283-09A	Chrome.
50300008A	Gloss Black.


B. LED LIGHT KIT**
Fast-acting LED Light Kit operates as a supplemental rear running light and brake light. The high, center-mount position places the light in the line-of-sight of following vehicles and the bright, fast-acting red LED lamps get you noticed. Wiring is concealed inside the rack for a clean, custom installation. Available with red or smoked lens.


Fits '14-later Touring models equipped with Air Wing H-D Detachables Luggage Rack P/N 54283-09A and 50300008A and Adjustable Two-Up Luggage Rack P/N 50300044B or 50300076B. Does not fit CVO™ models.

68000111	Red Lens.
68000116	Smoked Lens.

Also available:
LED LIGHT KIT WIRING HARNESS
Required for installation of optional LED Light Kit on Luggage Racks and Passenger Backrests.

69200772
Fits '14-later Touring and Trike models equipped with Adjustable Luggage Rack P/N 50300044B or 50300076B, Air Wing Racks P/N 54283-09A, 50300008A, 79179-08 or 53000062 and Air Wing Passenger Backrests P/N 52300146 or 52300147.

 ***WARNING:** Do not use this rack as a seat. Do not exceed the fender rack weight capacity. Using as seat or exceeding this capacity could cause handling problems, which could result in loss of control and death or serious injury.

 ****WARNING:** Disconnecting your DOT-required tail, brake and turn signal lighting could reduce your visibility to others and result in death or serious injury.



A. AIR WING H-D DETACHABLES TWO-UP LUGGAGE RACK – CHROME



A. AIR WING H-D DETACHABLES TWO-UP LUGGAGE RACK – GLOSS BLACK



A. AIR WING LUGGAGE RACK (SHOWN WITH LED LIGHT KIT)




B. LED LIGHT KIT



C. KING H-D DETACHABLES TWO-UP LUGGAGE RACK – CHROME



D. STEALTH H-D DETACHABLES LUGGAGE RACK – CHROME



C. KING H-D DETACHABLES TWO-UP LUGGAGE RACK – GLOSS BLACK



D. STEALTH H-D DETACHABLES LUGGAGE RACK – GLOSS BLACK



E. H-D DETACHABLES SOLO LUGGAGE RACK - CHROME

TOURING & TRIKE 215

Backrests & Racks

C. KING H-D® DETACHABLES™ TWO-UP LUGGAGE RACK*
This stylish oversized King Two-Up Luggage Rack adds extra capacity for your cross-town or cross-country ride. The classic harp-shaped rack is constructed of large diameter steel rod, welded and perfectly polished for an elegant look. This rack is first in class with an increased load capacity up to 30 pounds. The large rack with side extensions offers a versatile flat load surface and the slotted side plates provide options for securing soft or rigid carrying bags. Designed to work with or without a H-D® Detachables™ Passenger Backrest, the rack can be installed or removed from the bike in seconds.


Fits '09-later Touring models equipped with 4-point Docking Hardware Kits. '09-later Touring models equipped with rigid-mount Tour-Pak® luggage require purchase of appropriate H-D Detachables Tour-Pak Conversion Kit. FLHX, FLHXS, FLTR and FLTRX models require separate purchase of Antenna Relocation Kit or Hidden Antenna Kit. Some FLHRC EU registration plates may interfere with rack.

D. STEALTH H-D DETACHABLES TWO-UP LUGGAGE RACK*
Style and practicality in one. This classic four-bar H-D Detachables Luggage Rack flows with the long and lean lines of today's custom rides. The rails and curving support blend together for an integrated floating look and the "stealth" hidden hardware adds to the clean design.

Fits '09-later Touring models equipped with 4-point Docking Hardware Kits (except '09-later Touring models equipped with Premium H-D Detachables Backrest with Adjustable Recline P/N 523000257 and 523000258). '09-later Touring models equipped with rigid-mount Tour-Pak luggage require purchase of appropriate H-D Detachables Tour-Pak Conversion Kit. FLHX, FLHXS, FLTR and FLTRX models require separate purchase of Antenna Relocation Kit or Hidden Antenna Kit. Some FLHRC EU registration plates may interfere with rack.

E. H-D DETACHABLES SOLO LUGGAGE RACK*
Add touring capabilities to your solo seat-equipped model in less than 60 seconds. This H-D Detachables Solo Rack fits over the fender when the passenger pillion is removed. The rack features sweeping curved rails and the chrome finish adds a stylish flair. Easily interchangeable with H-D Detachables Passenger Sissy Bar Upright.

54213-09A
Fits '09-later FLHR, FLHRC, FLHRXS, FLHT, FLHX, FLHXS, FLHXSE, FLTR, FLTRX, FLTRXSE, '13 FLHRSE and '09 FLTRSE models equipped with a solo seat. Requires separate purchase of a 2-Point or 4-Point Docking Hardware Kit.

 ***WARNING:** Do not use this rack as a seat. Do not exceed the fender rack weight capacity. Using as seat or exceeding this capacity could cause handling problems, which could result in loss of control and death or serious injury.

216 TOURING & TRIKE

Tour-Pak® Luggage Accessories

KING TOUR-PAK® LUGGAGE BACKREST PADS
Wrap-around King Tour-Pak® Luggage Backrest Pads are shaped to surround your passenger in comfort. The curved shape cradles the back and the integrated side wings fit naturally beneath your passenger’s arms for added support. These backrests feature easy-to-install isolation mounts to reduce contact between the pad and the Tour-Pak luggage. King Backrest Pads are available in a variety of styles to match most seating surfaces.

A. KING TOUR-PAK BACKREST PAD – CVO STYLE
Styled to match 2024 CVO® Seats.
52300744 style.
Fits '14-later Touring and Tri Glide® models equipped with King Tour-Pak luggage. Does not fit '23-later FLHFB models..

B. KING TOUR-PAK LUGGAGE BACKREST PAD – COMFORT STITCH
Styled to match the Comfort Stitch Touring Seat series.
52300314
Fits '14-later Touring and Tri Glide models equipped with King Tour-Pak luggage.

C. KING TOUR-PAK LUGGAGE BACKREST PAD – SMOOTH
Clean, smooth styling complements most seating surfaces.
52300312
Fits '14-later Touring and Tri Glide models equipped with King Tour-Pak luggage.

D. KING TOUR-PAK® LUGGAGE BACKREST PAD – '19 CVO™ MODELS STYLING
Matches '19 CVO™ Original Equipment seat.
52300574
Fits '14-later Touring and Tri Glide® models equipped with King Tour-Pak® Luggage.

E. KING TOUR-PAK LUGGAGE BACKREST PAD – CVO STREET GLIDE STYLING
Matches '15-'16 CVO Street Glide® Original Equipment seat.
52300360
Fits '14-later Touring and Tri Glide models equipped with King Tour-Pak Luggage.



A. KING TOUR-PAK BACKREST PAD – CVO STYLE



B. KING TOUR-PAK BACKREST PAD – COMFORT STITCH '14-LATER MODELS




C. KING TOUR-PAK BACKREST PAD – SMOOTH '14-LATER MODELS



D. KING TOUR-PAK BACKREST PAD – '19 CVO STYLING



E. KING TOUR-PAK BACKREST PAD – '15 CVO STREET GLIDE STYLING



F. CHOPPED TOUR-PAK BACKREST PAD – SMOOTH '14-LATER MODELS



G. CHOPPED TOUR-PAK BACKREST PAD – '19 CVO STYLING



H. CHOPPED TOUR-PAK BACKREST PAD – '15 CVO STREET GLIDE STYLING

TOURING & TRIKE 217

Tour-Pak® Accessories

CHOPPED TOUR-PAK® LUGGAGE BACKREST PADS
Chopped Tour-Pak® Luggage Backrest Pads provide deep padded support for your passenger and a low-profile shape that complements the low, lean look of your Tour-Pak luggage. Easy to install, the floating design of the integrated mounts reduce the contact between the pad and the Tour-Pak carrier to minimize paint scuffing. Chopped Backrest Pads are available in a wide variety of styles to match most seating surfaces.

F. CHOPPED TOUR-PAK LUGGAGE BACKREST PAD – SMOOTH
Clean, smooth styling complements most seating surfaces.
52300319
Fits '14-later Touring (except '21-later FLH and '23-later FLHFB) and Tri Glide® models equipped with Chopped Tour-Pak luggage.

G. CHOPPED TOUR-PAK BACKREST PAD – '19 CVO™ MODELS STYLING
Matches '19 CVO™ Original Equipment seat.
52300572
Fits '14-later Touring (except '21-later FLH and '23-later FLHFB) and Tri Glide models equipped with Chopped Tour-Pak luggage.

H. CHOPPED TOUR-PAK BACKREST PAD – CVO STREET GLIDE STYLING
Matches '15-'16 CVO™ Street Glide® Original Equipment seat.
52300359
Fits '14-later Touring (except '21-later FLH and '23-later FLHFB) and Tri Glide models equipped with Chopped Tour-Pak luggage.

218 TOURING & TRIKE

Tour-Pak® Racks

H-D® DETACHABLES™ TOUR-PAK® LUGGAGE MOUNTING RACKS
Fully loaded, stripped down or anywhere in between, you can tailor your Harley-Davidson® Touring motorcycle to meet the demands of the highway. With H-D® Detachables™ docking hardware, you can transform your ride in the blink of an eye. Switch from a comfortable passenger backrest to load-hauling Tour-Pak® luggage in seconds. You can easily remove the Tour-Pak luggage for easy maneuverability around town and reinstall it for an epic ride across the country. It's your choice and Harley-Davidson provides the flexibility to do it your way.

A. H-D DETACHABLES SOLO TOUR-PAK LUGGAGE MOUNTING RACK*
The Solo Tour-Pak luggage Rack moves a Razor-Pak, Chopped or King Tour-Pak luggage forward to a comfortable back-supporting position. The rack is designed to position the Tour-Pak luggage for solo riding and is adjustable over a .75" range. Simply remove the Tour-Pak luggage from the convenient H-D® Detachables™ docking hardware, add a passenger pillion and the bike is ready for two-up riding. Tour-Pak, Backrest Pad and Docking Hardware sold separately.

53000225 Chrome.
Fits '14-later Touring models equipped with a solo seat. All models require separate purchase of Docking Hardware Kit and Boom!™ Audio Hidden AM/FM/WB Antenna P/N 76000513. Vehicles with stock tour-pak require purchase of Tour-Pak Luggage Conversion Kit P/N 53000291A. Part does not support mounting of the chopped tour-pak. Not for use with Three-Pocket Fairing Pouch P/N 93300054B if used with Docking Kit P/N 52300131. Does not work with Boom! Audio Stage II Tour-Pak Speaker Kit P/N 76000526A. Does not fit '23-later FLHXSE, FLTRXSE, '24-later FLHX and FLTRX models with Chopped Tpak.

53260-09B Chrome.
Fits '09-'13 FLHR, FLHRC, FLHT, FLHX, FLHXSE, FLTR, FLTRX and FLTRXSE, '13 FLHRSE and '09 FLTRSE models. Requires separate purchase of 2-Point or 4-Point Docking Hardware Kit. FLHX and FLTR models require separate purchase of Tour-Pak Antenna Relocation Kit P/N 76556-09. '13 FLHRSE, '10-'12 FLHXSE, '09 FLTRSE and '12-'13 FLTRXSE models require separate purchase of Hidden AM/FM/WB Antenna Kit P/N 76000863.



RACK INSTALLED



RACK REMOVED



A. H-D DETACHABLES SOLO TOUR-PAK MOUNTING RACK



B. H-D DETACHABLES TWO-UP TOUR-PAK MOUNTING RACK – CHROME



B. H-D DETACHABLES TWO-UP TOUR-PAK MOUNTING RACK – GLOSS BLACK



TOURING & TRIKE 219

Tour-Pak® Racks

B. H-D® DETACHABLES™ TWO-UP TOUR-PAK® LUGGAGE MOUNTING RACK*
Change your riding style in less than 60 seconds. The ultimate in touring flexibility, this Tour-Pak® Luggage Rack makes the convenience and protection of a Razor-Pak, Chopped, King or Leather Tour-Pak Luggage System a simple on-and-off proposition. Simple turn latches mount the rack to the bike's docking points and allow you to replace the Tour-Pak luggage with a detachable sissy bar upright for around-town cruising. The mounting rack positions a Tour-Pak behind the passenger pillion and allows the passenger to use the luggage as a supporting backrest. Adjustable over a .75" range, the Tour-Pak can be located for maximum passenger room and comfort. Tour-Pak, Passenger Backrest Pad and Docking Hardware Kit sold separately.

Fits '14-later FLHR, FLHRC, FLHRXS, FLHRSE, FLHT, FLHX, FLHXS, FLHXSE, FLHXST, FLTRXST, FLTRX and FLTRXS models. Requires separate purchase of Docking Hardware Kit. Street Glide® and Road Glide® models require Hidden AM/FM/WB Antenna P/N 76000862 or Antenna Relocation Kit P/N 76000582. Does not work with Boom!™ Audio Stage II Tour-Pak Speaker Kit P/N 76000526A.

53000221 Chrome.
53000459 Gloss Black.

Fits '09-'13 FLHR, FLHRC, FLHT, FLHX, FLHXSE, FLTR, FLTRX and FLTRXSE and '09 FLTRSE models. Requires separate purchase of 2-Point or 4-Point Docking Hardware Kit. FLHX and FLTR models require separate purchase of Hidden AM/FM/WB Antenna Kit P/N 76000863. '10-'12 FLHXSE, '09 FLTRSE and '12-'13 FLTRXSE models require separate purchase of Hidden AM/FM/WB Antenna Kit P/N 76000863.

53276-09B Chrome.

Fits '97-'08 Road King®, FLHT, FLHX and FLTR models equipped with required docking hardware. FLTR and FLHX models require Antenna Relocation Kit P/N 76326-00A. Does not fit with Layback License Plate Mounting Kit P/N 53385-00. Some EU registration plates may interfere with Tour-Pak Rack. Models with rear fender tip trim can be adapted with the separate purchase of License Plate Relocation Kit P/N 60095-00A.

53276-04A Chrome.



***WARNING:** Do not use this rack as a seat. Do not exceed the fender rack weight capacity. Using as seat or exceeding this capacity could cause handling problems, which could result in loss of control and death or serious injury.



A. H-D DETACHABLES SOLO TOUR-PAK MOUNTING RACK – '14-LATER MODELS



A. H-D DETACHABLES SOLO TOUR-PAK MOUNTING RACK – '09-'13 MODELS



B. H-D DETACHABLES TWO-UP TOUR-PAK MOUNTING RACK – '14-LATER MODELS



B. H-D DETACHABLES TWO-UP TOUR-PAK MOUNTING RACK – '09-'13 MODELS



B. H-D DETACHABLES TWO-UP TOUR-PAK MOUNTING RACK – '97-'08 MODELS



***WARNING:** Do not use this rack as a seat. Do not exceed the fender rack weight capacity. Using as seat or exceeding this capacity could cause handling problems, which could result in loss of control and death or serious injury.

220 TOURING & TRIKE

Tour-Pak® Racks

A. H-D DETACHABLES TOUR-PAK LUGGAGE CARRIER CONVERSION KIT¹ – '97-'13

Transform your Electra Glide model for around-town cruising. This kit includes everything needed to convert the rigid-mount Tour-Pak luggage carrier to an easy on-and-off detachable version. Complete kit includes two-up docking hardware kit, H-D Detachables Two-Up Tour-Pak Rack, chrome license plate holder, reflector and AM/FM antenna relocation hardware.

53246-09C

Fits '09-'13 FLHTC, FLHTCU, FLHTK and FLTRU models. FLHTCU and FLHTK require separate purchase of Wiring Harness P/N 70032-09. FLTRU models require separate purchase of Wiring Harness P/N 69200181.

53303-07A

Fits '97-'08 FLHTC models. '97-'05 models require separate purchase of Light Harness Kit P/N 70113-08.



A. H-D DETACHABLES TOUR-PAK® LUGGAGE CARRIER CONVERSION KIT



A. H-D DETACHABLES TOUR-PAK CONVERSION KIT – '09-'13 MODELS



A. H-D DETACHABLES TOUR-PAK CONVERSION KIT – '97-'08 MODELS



¹ **WARNING:** Do not use this rack as a seat. Do not exceed the fender rack weight capacity. Using as seat or exceeding this capacity could cause handling problems, which could result in loss of control and death or serious injury.



² **WARNING:** Disconnecting your DOT-required brake lamp could reduce your visibility to others and result in death or serious injury.



B. AIR WING TOUR-PAK LUGGAGE RACK – CHROME



B. AIR WING TOUR-PAK LUGGAGE RACK – GLOSS BLACK



C. AIR WING RACK LED LIGHT KIT – SMOKED LENS



C. AIR WING RACK LED LIGHT KIT – RED LENS

TOURING & TRIKE 221

Tour-Pak® Racks

B. AIR WING TOUR-PAK® LUGGAGE RACK*

The low-profile aerodynamic styling of the Air Wing Tour-Pak® Luggage Rack enhances the look of any Razor-Pak, Chopped or King Tour-Pak lid. Available in mirror chrome or rich gloss black finish, the rack draws your eye with its sleek lines and the engraved Harley-Davidson script adds a signature touch. This full-sized rack protects both Tour-Pak carrier's lid and passenger backrest from scratches. The die-cast wing and lightweight steel tubing are hand-polished before finishing for long-lasting beauty. Kit includes all necessary mounting hardware. For added visibility, the rack is designed to incorporate the internal wiring of the Air Wing Rack Light Kit (sold separately) for a clean look.

Fits King, Chopped and Razor-Pak Tour-Pak carrier lids. Mounting hole pattern matches Premium Tour-Pak Luggage Rack P/N 53665-87.

79179-08	Chrome.
53000063	Gloss Black.

C. AIR WING RACK LED LIGHT KIT

Custom fit to the Air Wing Tour-Pak Rack, this fast-acting LED Light Kit operates as a supplemental rear running light and brake light. The high, center-mount position places the rear light in the line-of-sight of following vehicles and the bright, fast-acting LED lamps get you noticed. Wiring is concealed inside the rack tubes for a clean, custom installation.

Fits '14-later Touring (except '23-later FLHXSE, FLTRXSE, '24-later FLHX, FLTRX and FLTRXSTSE) and Tri Glide® models equipped with Air Wing Tour-Pak® Luggage Rack P/N 79179-08 or 53000063. Also fits '14-later FLHTKSE and '15-later FLTRUSE models with Original Equipment Tour-Pak® Rack.

68000113	Smoked Lens.
68000112	Red Lens.

Fits '97-'13 Touring models equipped with Air Wing Tour-Pak Luggage Rack P/N 79179-08 or 53000063. Also fits '09-'13 FLHTCUSE models with Original Equipment Touring Rack.

68250-08A	Red Lens.
-----------	-----------



***WARNING:** Do not use this rack as a seat. Do not exceed the fender rack weight capacity. Using as seat or exceeding this capacity could cause handling problems, which could result in loss of control and death or serious injury.

222 TOURING & TRIKE

Tour-Pak® Racks

A. STEALTH TOUR-PAK® LUGGAGE RACK*

Style and practicality in one. This classic six-bar Tour-Pak® luggage rack flows with the long and lean lines of today's custom rides. The cantilevered aerodynamic rails appear to float above the center spar, imparting a lighter-than-air profile. Hidden hardware adds to the clean design. The Stealth Rack mounts in the same position as the Original Equipment Ultra Limited rack or the accessory Premium and Air Wing Tour-Pak luggage racks, so no additional drilling is required on those models. Use Bungee Cord Soft-Hook Extensions P/N 52300140 to keep your luggage firmly in place.

Fits King, Chopped and Razor-Pak Tour-Pak® carrier lids. Does not fit with Color-Matched Tour-Pak® Spoiler kits.

53000242	Chrome.
53000247	Gloss Black.

B. SADDLEBAG GUARD RAILS

Bolt on style and protection. These Saddlebag Guard Rails surround and protect the lower portion of the bag, and add a traditional look to your Touring bike. The thick-walled chrome-plated tubing and the elegant cast mounts clamp securely to the Original Equipment saddlebag guards for a seamless look. Offered in Chrome or Gloss Black finish to match any bike style.

Fits '14-later Touring models (except FLHRC, FLHRSE, FLHXSE, FLTRXSE and '24-later FLHX, FLTRX, and FLTRXSTSE). FLHT, FLHRXS, FLHX, FLHXS, FLHXST, FLTRX, FLTRXS and FLTRXST require separate purchase of Saddlebag Guard and Support kit 90200787 or 90200788. Does not fit with stretched side covers or CVO style rear fender system.

90201903	Chrome.
90201902	Gloss Black.

Also available:
TWIN RAIL CHROME SADDLEBAG GUARD KIT
Kit comes with rear saddlebag guards, side rails, mounting hardware and instructions for easy installation.

90892-09
Fits '09-'13 FLHR, FLHT, FLHTK, FLTR and FLTRU models. Stock on '09-'13 FLHTC and FLHTCU models. FLTR and FLTRU models require separate purchase of Saddlebag Supports P/N 49194-09A, 90781-09A, Nut P/N 7531 (Qty 2) and Antenna Mounting Bracket P/N 76516-09.




A. STEALTH TOUR-PAK LUGGAGE RACK – CHROME



A. STEALTH TOUR-PAK LUGGAGE RACK – GLOSS BLACK



B. SADDLEBAG GUARD RAILS – CHROME



B. SADDLEBAG GUARD RAILS – GLOSS BLACK



C. TOURING SADDLEBAG LID RAILS – CHROME



D. AIR WING FENDER RAIL FOR TRIKE – CHROME



E. AIR WING SADDLEBAG LID RAIL KIT – CHROME



E. AIR WING SADDLEBAG LID RAIL KIT – GLOSS BLACK



F. AIR WING RAIL LED LIGHT KIT



TOURING & TRIKE 223

Saddlebag Lid Rails

C. TOURING SADDLEBAG LID RAILS

Protect your saddlebag lids from scratches and boot marks. Elegant welded rails are formed of high-quality tubing, and are beautifully polished and chrome plated to a mirror-like finish. The rails are shaped to wrap down the front of the saddlebag lid, and are designed to accept model-specific medallions (sold separately) for a custom touch. The three-point mount simplifies installation, and the complete kit includes left and right rails, and mounting hardware.

90200876 Chrome.
Fits '14-later Touring models with Color-Matched Hard Saddlebags. Does not fit '23-later FLHXSE, FLTRXSE, '24-later FLHX, FLTRX and FLTRXSTSE or models with saddlebag lid speakers or Passenger Armrest Kit P/N 52400073.

90200737 Chrome.
Fits '93-'13 Touring models with Color-Matched Hard Saddlebags. Does not fit models with leather covered bags or models equipped with Saddlebag Wing Tips P/N 53826-00B or models equipped with Saddlebag Speaker Kit P/N 76000202.

D. AIR WING FENDER RAIL FOR TRIKE – CHROME

The low-profile aerodynamic shape of the Air Wing Fender Rail enhances the look and protects the surface of your Trike's rear fenders. The mirror chrome rails follow the sleek contours of the fenders, and the slim rails and die-cast rear wings complement the available Air Wing Tour-Pak® Luggage Rack. Kit includes left and right rail and all necessary mounting hardware.

61400058
Fits '09-later FLHTCUTG, FLHTCUTGSE and '10-'11 FLHXXX models. Does not fit with Trike Fender Bra P/N 57892-11.

E. AIR WING SADDLEBAG LID RAIL KIT

The low-profile aerodynamic styling of the Air Wing Saddlebag Lid Rail enhances the look and protects the lid of your Color-Matched Hard Saddlebags. Available in mirror chrome or gloss black finish, the rails cascade down the front of the saddlebag to protect the paint from a misplaced boot heel, and the die-cast wing design at the rear complements the style of the Air Wing Luggage Rack. Kit includes all necessary mounting hardware. For added visibility, add the available Air Wing Light Kit (sold separately).

Fits '14-later Touring models (except '23-later FLHXSE, FLTRXSE and '24-later FLHX, FLTRX, FLTRXSTSE) with Color-Matched Hard Saddlebags. Does not fit FLHXSE or models with saddlebag lid speakers or Passenger Armrest Kit P/N 52400073.

90200792	Chrome.
90200793	Gloss Black.

F. AIR WING RAIL LED LIGHT KIT*

Custom fit to the Air Wing Rails, this fast-acting LED Light Kit operates as a supplemental rear running light and brake light. The high and outside mounting position places the lights in the line-of-sight of following vehicles, and the bright, fast-acting LED lamps get you noticed. Wiring is concealed inside the rack tubes for a clean, custom installation.

Fits '14-later Touring models (except '23-later FLHXSE, FLTRXSE, '24-later FLHX, FLTRX and FLTRXSTSE) equipped with Air Wing Saddlebag Rails P/N 90200792 or 90200793.

68000115	Red.
68000114	Smoked.



***WARNING:** Do not use this rack as a seat. Do not exceed the fender rack weight capacity. Using as seat or exceeding this capacity could cause handling problems, which could result in loss of control and death or serious injury.



***WARNING:** Disconnecting your DOT-required tail, brake and turn signal lighting could reduce your visibility to others and result in death or serious injury.

224 TOURING & TRIKE

Saddlebag Guards

A. SADDLEBAG TIP-OVER BAR SET – BLACK
Get tip-over protection with sleek low-profile West Coast performance style, without “old school” hoops. Provides limited cosmetic vehicle protection to the saddlebags in a low-speed tip-over event. Features end caps with Harley-Davidson logo that are easy to replace in event of low-speed tip-over. Factory integrated design for an ideal fit and validated performance. Complementary fit and finish to pair with Flat-Out Bar P/N 49000242.

90202657
Fits '23-later FLHXSE and FLTRXSE, and '24-later FLHX, FLTRX, and FLTRXSTSE.

B. SADDLEBAG SUPPORT KIT
Complete the stripped-down look by eliminating the rear saddlebag guards. This kit replaces the Original Equipment loop saddlebag guard and support with an inconspicuous bolt-on bar that supports the saddlebag for a clean, custom appearance. Kit includes left and right support and all necessary mounting hardware.

90200981
Fits '14-later FLH, FLHR, FLHTCU, FLHTCUL, FLHTK, FLHTKL, FLHTKSE, FLTRK, FLTRKSE and FLTRU models. Stock on '14-later FLHRSE, FLHRXS, FLHT, FLHX, FLHXS, FLHXSE, FLHXST, FLTRK, FLTRUSE, FLTRX, FLTRXS and FLTRXST models. Stock on '20-later FLTRXSE and '24-later FLTRXSTSE.

90881-09A
Fits '09-'13 Touring models (except FLHRC and FLHTCUSE). Stock on '09-'13 FLHX, FLHXSE, FLTR, FLTRU, FLTRX, FLTRXSE, '13 FLHRSE and '09 FLTRSE models. Does not fit with Saddlebag Filler Strip Kits.

46565-04
Fits '97-'08 Touring (except FLHRC) models. Stock on FLHRS, FLHX and '04-'08 FLTR models.


C. REAR SADDLEBAG GUARD AND SUPPORT KIT*
Add protection and style to your ride. Complete kit replaces the under-saddlebag support found on some Touring models with loop-style saddlebag guards for a traditional look. Featured as Original Equipment on many Touring models, these chrome-plated guards protect the leading edge of the saddlebag, and are shaped to accept Saddlebag Guard Bags (sold separately) for added storage. Kit includes saddlebag supports, left and right guards and all necessary mounting hardware.

90200787 Chrome.
Fits '14-later FLHRSE, FLHRXS, FLHT, FLHX, FLHXS, FLHXST, FLHXSE, FLTRU, FLTRUSE, FLTRX, FLTRXS, FLTRXST and FLTRXSE models. Stock on '14-later FLH, FLHR, FLHRC, FLHTCU, FLHTCUL, FLHTK, FLHTKL, FLHTKSE, FLTRK and FLTRKSE models. Does not fit '23-later FLHXSE and FLTRXSE and '24-later FLHX and FLTRX models.

90200788 Gloss Black.
Fits '14-later FLHRSE, FLHRXS, FLHT, FLHX, FLHXS, FLHXST, FLHXSE, FLTRU, FLTRUSE, FLTRX, FLTRXS, FLTRXST and FLTRXSE models. Stock on '14-later FLH, FLHR, FLHRC, FLHTCU, FLHTCUL, FLHTK, FLHTKL, FLHTKSE, FLTRK and FLTRKSE models. Does not fit '23-later FLHXSE and FLTRXSE and '24-later FLHX and FLTRX models.

49282-09B Chrome.
Fits '09-'13 FLHX, FLHXSE, FLTR, FLTRU, FLTRX, FLTRXSE, '13 FLHRSE and '09 FLTRSE models.

49291-07 Chrome.
Fits '04-'08 FLHRS, FLHX, FLTR and '05 FLHTCSE models.

 ***WARNING:** These guards may provide limited leg and cosmetic vehicle protection under unique circumstances (fall over while stopped, very low speed slide). They are not made nor intended to provide protection from bodily injury in a collision with another vehicle or any other object.



A. SADDLEBAG TIP-OVER BAR SET – BLACK



B. SADDLEBAG SUPPORT KIT ('14-LATER MODELS)



B. SADDLEBAG SUPPORT KIT ('09-'13 MODELS)



C. REAR SADDLEBAG GUARD AND SUPPORT KIT – CHROME



D. REAR SADDLEBAG GUARDS



E. REAR SADDLEBAG GUARDS – GLOSS BLACK ('14-LATER MODELS)



F. REAR SADDLEBAG GUARDS – GLOSS BLACK ('09-'13 MODELS)



F. COMFORT PROFILE REAR SADDLEBAG GUARD KIT

TOURING & TRIKE 225

Saddlebag Guards

D. REAR SADDLEBAG GUARDS
Complete kit replaces the under-saddlebag support with loop-style saddlebag guards for a traditional look. Featured as Original Equipment on many Touring models, these chrome-plated guards protect the leading edge of the saddlebag, and are shaped to accept Saddlebag Guard Bags (sold separately) for added storage. Kit includes saddlebag supports, left and right guards and all necessary mounting hardware.

Fits '23-later FLHXSE and FLTRXSE and '24-later FLHX, FLTRX and FLTRXSTSE models. Does not fit with Saddlebag Guard Rails 90201902 and 90201903.

90202507	Chrome.
90202508	Gloss Black.

E. REAR SADDLEBAG GUARDS – GLOSS BLACK*
Add a sinister look to your ride. Designed to replace the Original Equipment chrome-plated guards featured on many Touring models, the blacked-out finish minimizes the look without a reduction in protection.

90200791
Fits '14-later FLHR, FLHRC, FLHTCU, FLHTCUL, FLHTK, FLHTKL, FLHTKSE, FLRTK, FLTRU and '20-later FLTRK and FLTRKSE models. Installation requires reuse of Original Equipment saddlebag supports.


49283-09
Fits '09-'13 Touring models. FLHX, FLTR, FLTRU, FLTRX, FLTRXSE, '13 FLHRSE, '10-'12 FLHXSE and '09 FLTRSE models require separate purchase of Saddlebag Supports P/N 49194-09A and 90781-09A, Nut P/N 7531 (Qty 2) and Antenna Mounting Bracket P/N 76516-09.

46548-03
Fits '97-'08 Touring models. ('04-'08 FLTR, FLHX and FLHRS models require the separate purchase of Saddlebag Supports P/N 49194-85 and 90781-93 and two P/N 3601 and 7686.)

F. COMFORT PROFILE REAR SADDLEBAG GUARD KIT*
The unique profile of these chrome-plated Rear Saddlebag Guards gives your passenger more leg room. A perfect replacement for the Original Equipment saddlebag guards.

49179-09
Fits '09-'13 Touring models (except FLHTC, FLHTCU and FLHTCUSE). '09-'13 FLHX, FLHXSE, FLTR, FLTRU, FLTRX and FLTRXSE, '13 FLHRSE and '09 FLTRSE models require separate purchase of Saddlebag Supports P/N 49194-09A and 90781-09A, Nut P/N 7531 (Qty 2) and Antenna Mounting Bracket P/N 76516-09. FLHRC models require separate purchase of reflectors P/N 59370-98 and 59371-98.

49087-01
Fits '97-'08 FLHR, FLTR, FLHX and FLHT models. FLHRCI models require separate purchase of Reflector P/N 59370-98 and 59371-98. '04-'08 FLTR, FLHX and FLHRS models require separate purchase of Saddlebag Supports P/N 49194-85 and 90781-93 and two each of P/N 3601 and 7686. (Will not fit Saddlebag Guard Bags.)

 ***WARNING:** These guards may provide limited leg and cosmetic vehicle protection under unique circumstances (fall over while stopped, very low speed slide). They are not made nor intended to provide protection from bodily injury in a collision with another vehicle or any other object.

226 TOURING & TRIKE

Luggage Accessories

A. PREMIUM TOUR-PAK® LUGGAGE FITTED LINING
Line your Touring bike's luggage to protect your belongings and reduce noise and rattles on the road. Soft-touch felt-finish liner is formed to the interior for a perfect fit. Molded base and sides maximize the interior room, and one-piece design allows easy removal for cleaning and maintenance.

53000323 King Tour-Pak® luggage.
Fits '14-later Touring and Tri Glide® models equipped with King Tour-Pak luggage.

53301-06 King Ultra Tour-Pak luggage.
Fits '93-'13 Touring (except FLHTK and '10-later CVO™ models) and Trike models equipped with King Tour-Pak luggage with incandescent wrap-around Tail Lamp Kit. Does not fit with Tour-Pak bottom tub mounted accessories.


53302-07 King Classic Tour-Pak luggage.
Fits '93-'13 Touring and Trike models equipped with King Tour-Pak luggage without incandescent wrap-around Tail Lamp Kit. Does not fit with Tour-Pak bottom tub mounted accessories.

53000322 Chopped Tour-Pak luggage.
Fits '14-later Touring and Tri Glide models equipped with Chopped Tour-Pak luggage. Does not fit with Tour-Pak bottom tub mounted accessories. Does not fit Tri-Glide models or models with Original Equipment King Tour-Pak.

B. PREMIUM FITTED SADDLEBAG LINING
Protect your belongings and reduce noise and rattles on the road. Premium soft-touch felt-finish liner is formed to the hard saddlebag interior for a perfect fit. Molded base and sides maximize the interior room, and one-piece design allows easy removal for cleaning and maintenance.

90202608
Fits '24-later FLHX and FLTRX models.

90200918
Fits '14-later Touring models equipped with Color-Matched Hard Saddlebags (except FLHTKSE, FLHXSE, FLTRKSE and FLTRXSE, '23-later FLHXSE and FLTRXSE and '24-later FLHX, FLTRX and FLTRXSTSE).



A. PREMIUM TOUR-PAK LUGGAGE FITTED LINING – KING ULTRA '93-'13 MODELS



A. PREMIUM TOUR-PAK LUGGAGE FITTED LINING – KING ULTRA '93-'13 MODELS



A. PREMIUM TOUR-PAK LUGGAGE FITTED LINING – KING '14-LATER MODELS



A. PREMIUM TOUR-PAK LUGGAGE FITTED LINING – CHOPPED '14-LATER MODELS



B. PREMIUM FITTED SADDLEBAG LINING – '24-LATER FLHX AND FLTRX MODELS.



B. PREMIUM FITTED SADDLEBAG LINING – '14-LATER MODELS



C. TOUR-PAK LID FITTED LINING WITH ORGANIZER – PREMIUM BLACK



D. TOUR-PAK LID ORGANIZER/LINER – GRAY



E. TOUR-PAK LID ORGANIZER – TOUR-PAK



F. TRUNK DOOR ORGANIZER



TOURING & TRIKE 227

Luggage Accessories

C. TOUR-PAK® LID FITTED LINING WITH ORGANIZER – PREMIUM BLACK
Equip the Tour-Pak® lid to protect and store your belongings. This Premium Lid Lining features a soft-touch black felt finish to reduce noise, and a convenient series of storage pouches that provide easy access to all your essentials. Four flap pouches and one mesh and one clear pocket provide plenty of storage and a great way to keep keys, cell phones, glasses and papers handy. Hook-and-loop fasteners secure the one-piece formed lining to the lid, and allow easy removal for cleaning and maintenance.

53000392
Fits '14-later Touring and Tri Glide® models equipped with King or Chopped Tour-Pak luggage.

D. TOUR-PAK LID FITTED LINING WITH ORGANIZER – GRAY
Add practical storage to your Tour-Pak luggage. This Lid Lining features a convenient six pocket organizer to keep smaller items conveniently at hand, and is shaped to fit the contours of the Tour-Pak lid for a finished look. The organizer features four enclosed pouches, one mesh pouch and one clear mobile-device pouch. The soft gray finish is the perfect match for the Original Equipment Tour-Pak bottom liner, and the hook-and-loop fasteners permit easy removal for cleaning.

53000302
Fits '14-later Touring and Tri Glide models equipped with King or Chopped Tour-Pak luggage.

E. TOUR-PAK LID ORGANIZER
A true innovation in storage convenience and efficiency, this ingenious lid organizer helps keep smaller items conveniently located under your Tour-Pak lid for easy access. The organizer features five different-sized nylon-meshed pockets, as well as two flaps for additional storage. A great way to keep keys, cell phones, glasses and papers handy.

53249-01B
Fits '93-'13 Touring and Trike models equipped with a King, Ultra, Chopped or Razor-Pak Tour-Pak. Does not fit '08-later CVO™ Ultra models with Power Locks, or models equipped with Tour-Pak Spoiler Kit P/N 53149-series, Tour-Pak Light P/N 54302-98A, Mini Tour-Pak Lid Rack P/N 53100-96 or Contoured Tour-Pak Luggage Rack P/N 79148-06A.

F. TRUNK DOOR ORGANIZER
For on-the-road storage and efficiency, this ingenious organizer helps keep smaller items conveniently located on your trunk door for easy access. The easy-to-install self-adhesive organizer features two large nylon-mesh pockets with hook-and-loop-secured flaps that offer quick access to keys, cell phones, glasses, gloves and maps. Organizer features an embossed Harley-Davidson script logo. Add the matching Tour-Pak Lid Organizer P/N 53249-01B inside the Tour-Pak luggage for maximum organization.

93300001
Fits '09-later FLHTCUTG and '10-'11 FLHXXX models.

228 TOURING & TRIKE

Luggage Accessories

A. TOUR-PAK® WALL ORGANIZER

Convenient storage system wraps the interior walls of your King Tour-Pak® luggage for easy access to keys, cell phones, maps and gloves. The organizer features a variety of mesh and enclosed pockets, sized perfectly to keep small items close at hand. Easily installed with included hook-and-loop tabs.

53000303

Fits '14-later Touring and Tri Glide® models (except CVO™ models) equipped with King Tour-Pak Luggage.

B. SADDLEBAG WALL ORGANIZER

Convenient storage system equips the interior wall of your Color-Matched Saddlebags for easy access to keys, cell phones, maps, and gloves. The organizer features a combination of mesh and enclosed pouches and pockets that are sized for safe, rattle-free packing. The organizer features a rigid backing that easily attaches to the wall of the saddlebag with the Original Equipment quick-release saddlebag fasteners and is shaped to follow the contour of the saddlebag interior to maximize storage space. Kit includes left- and right-hand organizer.

90202609

Style.
Fits '23-later FLHXSE and FLTRXSE, and '24-later FLHX, FLTRX, and FLTRXSTSE models.

C. SADDLEBAG WALL ORGANIZER

Convenient storage system equips the interior wall of your Color-Matched Saddlebags for easy access to keys, cell phones, maps and gloves. The organizer features a combination of mesh and enclosed pouches and pockets that are sized for safe, rattle-free packing. The organizer features a rigid backing that easily attaches to the wall of the saddlebag with the Original Equipment quick-release saddlebag fasteners. Kit includes left- and right-hand organizer.

90200882

Fits '14-later Touring models equipped with Color-Matched Hard Saddlebags. Does not fit '23-later FLHXSE and FLTRXSE and '24-later FLHX, FLTRX and FLTRXSTSE models.

88232-06

Fits '93-'13 Touring models equipped with Hard Saddlebags.

D. TRIKE SADDLEBAGS

Add storage at your fingertips. These vinyl-wrapped rigid side bags are a perfect match to either the Original Equipment or accessory seats and are contoured to fit comfortably under the passenger's legs. Featuring an easy-to-grip chrome-plated finger pull with Bar & Shield Logo, the forward-opening bags snap shut with a strong magnetic closure. The interior can accommodate 2 soda cans or water bottles side by side and is the ideal spot for sunscreen, glasses and your cell phone. Luggage capacity: 700 cubic inches total.

84031-11

Fits '09-later FLHTCUTG and '10-'11 FLHXXX models.



A. TOUR-PAK WALL ORGANIZER – '14-LATER MODELS



B. SADDLEBAG WALL ORGANIZER



C. SADDLEBAG WALL ORGANIZER – ('14-LATER MODELS SHOWN)



D. TRIKE SADDLEBAGS



E. PREMIUM TRAVEL-PAK – KING TOUR-PAK



E. PREMIUM TRAVEL-PAK – HARD SADDLEBAGS



F. TRAVEL-PAK – KING TOUR-PAK



F. TRAVEL-PAK – HARD SADDLEBAGS



F. TRAVEL-PAK – LEATHER SADDLEBAGS



G. SADDLEBAG COOLER



TOURING & TRIKE 229

Luggage Accessories

E. PREMIUM TRAVEL-PAKS

This collection of fitted luggage provides convenient storage for your next long ride. The bags are manufactured of water resistant ballistic nylon that matches the premium luggage collection. The exterior features comfortable carrying handles, heavy-duty glove-friendly zippers, a zippered pocket, D-rings for optional carrying straps. The padded interior features a variety of convenient storage pockets and plenty of open storage. Saddlebag right-hand bag features an internal padded laptop pocket and plenty of smart storage spaces.

93300072

King Tour-Pak® luggage.
Fits '93-later Touring and Trike models equipped with King Tour-Pak luggage.

93300070

Hard Saddlebags.
Fits '93-later Touring models equipped with Hard Saddlebags. Sold in pairs.

F. TRAVEL-PAKS

Simplify packing and unpacking your motorcycle. These well-constructed, water-resistant bags are designed to fit perfectly into Touring model luggage systems. The soft sides conform to the interior of the luggage to help use every available inch of space. Styled with a Bar & Shield logo, they feature heavy-duty zippers and convenient carrying handles.

53605-97

King Tour-Pak luggage.
Fits '93-later Touring and Trike models equipped with King and Ultra Tour-Pak luggage.

91885-97A

Hard Saddlebags.
Fits '93-later Touring models equipped with Color-Matched Hard Saddlebags and '09-'17 VRSCF models equipped with Rigid Saddlebags P/N 91172-09. Sold in pairs.

91887-98

Leather Saddlebags.
Fits '98-later FLHRC and FLHRS models. Sold in pairs.

G SADDLEBAG COOLER

Keep beverages and snacks cold right in your saddlebag on those hot summer rides. This zippered bag is fully lined and insulated, and fits the full length of your saddlebag.

90200991

Fits '93-later Touring models equipped with Color-Matched Hard Saddlebags.

230 TOURING & TRIKE

Luggage Accessories

A. TRUNK TRAVEL-PAKS

These well-constructed, ballistic nylon bags are designed to fit perfectly into the rear or top-load trunk of the Harley-Davidson® Trike models. Styled to compliment the Premium Luggage Collection, the twin bags feature white piping and a reflective Bar & Shield logo. The bags feature glove-friendly zippered access to the main compartment and convenient outer pouches. Comfortable carrying straps make transportation a breeze. Sold in pairs.

53000431 Fits '09-later Trike models.

B. SADDLEBAG GUARD BAG WITH WATER BOTTLE HOLDER – BAR & SHIELD LOGO

Convenient on-the-go storage. Sturdy synthetic leather bags snap to the saddlebag guards for easy access. The storage compartment features a hook-and-loop outer flap and a zippered inner closure to store sunglasses, wallets and cell phones, and the adjoining sleeve securely grips a removable water bottle to help keep you hydrated on the road.

Fits '93-later Touring models equipped with Saddlebag Guards.

93300060 Right Side. 93300061 Left Side.

C. SADDLEBAG GUARD BAG – BAR & SHIELD LOGO

Keep your essentials close at hand. Bags are constructed of sturdy synthetic leather, with hook-and-loop flap covers and a dual zippered opening that provides easy access to the interior. A separate internal zippered soft pouch is perfect for storing smaller items or sunglasses. Synthetic leather bags snap tightly to the saddlebag guard.

Fits '93-later Touring models equipped with Saddlebag Guards.

93300062 Right Side. 93300063 Left Side.



A. TRUNK TRAVEL-PAKS



A. TRUNK TRAVEL-PAKS



A. TRUNK TRAVEL-PAKS



B. SADDLEBAG GUARD BAG WITH WATER BOTTLE HOLDER – BAR & SHIELD LOGO



C. SADDLEBAG GUARD BAG – BAR & SHIELD LOGO



D. SADDLEBAG LID BRA (90202599 SHOWN)



E. SADDLEBAG LID BRA (90200992 SHOWN)



F. TANK BRA



G. TRIKE REAR FENDER BRA



H. TRIKE SCUFF GUARDS — BODY & FENDER

TOURING & TRIKE 231

Luggage Accessories

D. SADDLEBAG LID BRA – '24-LATER MODELS

Protect your saddlebags from boot scuffs, stone chips and road debris. These custom-fit Saddlebag Lid Bras are made with non-abrasive, fleece-backed vinyl material. Easy to install or remove with new and improved hook-and-loop tab design. Sleek design that integrates onto your saddlebag and enhances the look of your vehicle. Feature small Bar & Shield logos stitched into the material. Kit includes left and right-side Lid Bras.

90202599 Fits '24-later FLHX, FLTRX, and FLTRXSTSE. Does not fit with Saddlebag Lid Speakers.

E. SADDLEBAG LID BRA

Protect your saddlebags from boot scuffs, stone chips and road debris. These custom-fit Saddlebag Lid Bras are made with non-abrasive, fleece-backed vinyl material and feature small Bar & Shield logos. Easy to install with hook-and-loop tabs. Kit includes left and right side Lid Bras.

90200992 Fits '14-later Touring (except '23-later FLHXSE, FLTRXSE, '24-later FLHX and FLTRX) models with Color-Matched Hard Saddlebags. Does not fit with Saddlebag Lid Rails, Saddlebag Lid Spoilers or Saddlebag Lid Speakers.

57805-03A Fits '93-'13 Touring models equipped with Color-Matched Hard Saddlebags. Does not fit with Police Model Hard Saddlebags, Saddlebag Lid Rails, Saddlebag Lid Spoilers, or Saddlebag Wing Tips.

F. TANK BRA

Manufactured from non-abrasive, fleece-backed vinyl, this Tank Bra for your Touring model features an embroidered Bar & Shield logo. It protects your fuel tank from belt buckle and key scratches and nicks from road debris. Designed for easy installation and a custom fit without tank or seat removal.

62063-01 Fits '97-later Touring and Trike models.

G. TRIKE REAR FENDER BRA

Protect your Trike's rear fenders from boot scuffs and road debris. These rich black Fender Bras are constructed of non-abrasive fleece-backed smooth vinyl, and are simple to install. Featuring a prominent embossed Bar & Shield logo, these Bras are styled to coordinate with the matching Fairing Bra P/N 57800-00.

57892-11 Fits '09-later FLHTCUTG and '10-'11 FLHXXX models. Not for use with Chrome Fender Trim Kit P/N 83812-09. Does not fit '17-later Canada FLHTCUTG.

H. TRIKE SCUFF GUARDS

Guard against heel marks and stone chips on the leading edges of the rear fender and body of your Trike model. These heavy-duty molded rubber pads are shaped to match the contour of the body, and are easy to install with the pre-applied adhesive. The ribbed surface pattern mirrors the Original Equipment footboard inserts, and offers a clean, smooth-flowing look between the footboards and body.

Fits '09-later FLHTCUTG and '10-'11 FLHXXX models. 83968-10 Body Scuff Guards. 83976-10 Fender Scuff Guards.

232 TOURING & TRIKE

Foot Controls

A. EXTENDED REACH RIDER FOOTBOARD PANS

This kit extends the rider footboard forward of the stock location by 1", providing the tall rider a comfortable riding position. When paired with Extended Reach Brake and Shift Levers, these pans allow riders with large boot sizes ample room to reposition their feet during a long ride. Available in traditional D-shape or Swept Wing design, Extended Reach footboard pans accept Original Equipment or accessory rider footboard inserts. The kit includes left and right footboard pans.

Fits '02-later Touring (except FLHTCUL and FLHTKL) and Trike models. Also fits '97-'01 Touring models equipped with Extended Reach Billet Style Brake Lever P/N 42638-03.

54145-10 Swept Wing.

B. BLACK RIDER FOOTBOARD PANS

Complete the blacked-out transformation. Replace the Original Equipment chrome footboard pans with sinister gloss black. Kit includes both the right and left pan, and is installed using the Original Equipment hardware and insert pad. Custom footboard inserts are sold separately.

Fits '12-'16 FLD and '86-'17 FL Softail® (except FLS, FLSS, FLSTFB and FLSTFBS), '86-later Touring (except FLHTCUL, FLHTCUL TC and FLHTKL) and Trike models.

51322-08 Traditional Shape.

51060-08 Swept Wing Shape.

C. JIFFY STAND EXTENSION

Jiffy Stand Extension Kits have been ergonomically designed to simplify the deployment and retraction of the jiffy stand. The extension is shaped to simplify locating the tab with your boot, and aid in swinging the jiffy stand into position. The move feels natural, and adds confidence when parking your motorcycle in a tight spot. Kit mounts to Original Equipment jiffy stand, and includes all required mounting hardware.

Fits '91-later Touring models. Does not fit models equipped with Defiance footboards, Burst footboards, or Rider Running Boards P/N 50500158.

50000263 Gloss Black.

50000023 Chrome.

D. JIFFY STAND AND MOUNT KIT – GLOSS BLACK

With this beautiful gloss black jiffy stand kit, your Dark Custom Touring model won't just stand on its own – it will stand out. Using the Original Equipment jiffy stand and mount to ensure quality and fitment, these pieces are finished in rich gloss black to blend into the frame and help disguise this very visual component on the vehicle. Installation reuses Original Equipment spring and hardware.

50000276


Fits '17-later Touring Models.

E. RIDER FOOTBOARD HEEL GUARD

Avoid damaged boots and hours of cleaning melted rubber scuff marks from your exhaust shield. This Heel Guard mounts to the right-side rider footboard and protects your boot from contact with the hot exhaust shield. The subtle curved shape keeps the boot heel away without restricting fore-and-aft movement of the rider's foot. Kit includes chrome guard with cutaway Bar & Shield logo and all mounting hardware.

50500225

Fits '12-'16 FLD, '86-'17 FL Softail, '86-later Touring and '09-later Trike models equipped with Traditional and Swept Wing footboards. Does not fit models equipped with Half-Moon, Tapered, Airflow, Defiance, Dominion™ or Burst footboards, Extended Reach Rider Footboards P/N 50409-04 or 54145-10, Rider Running Boards P/N 50500158 or Screamin' Eagle® Fat Exhaust Shields.



A. EXTENDED REACH RIDER FOOTBOARD PANS – SWEEP WING SHAPE



B. BLACK RIDER FOOTBOARD PANS – TRADITIONAL SHAPE



B. BLACK RIDER FOOTBOARD PANS – SWEEP WING SHAPE



C. JIFFY STAND EXTENSION – CHROME



C. JIFFY STAND EXTENSION – GLOSS BLACK



D. JIFFY STAND AND MOUNT KIT – GLOSS BLACK



E. RIDER FOOTBOARD HEEL GUARD



F. FOLDING HEEL SHIFTER – RETRACTED POSITION



G. HEEL/TOE SHIFTER SHAFT COVER



H. SHIFTER SHAFT LEVER – GLOSS BLACK



I. CUSTOM GEAR SHIFT LINKAGE – ROUND GLOSS BLACK



J. CUSTOM GEAR SHIFT LINKAGES



K. GEAR SHIFT LINKAGE COVERS

TOURING & TRIKE 233

Foot Controls

F. FOLDING HEEL SHIFTER

Give your left foot a little extra room. The Folding Heel Shifter permits the rider to move the rear shift peg out of the way when on the open road, while retaining heel/toe shift functionality around town. Positive detent holds the peg in the selected position, and can be adjusted while riding. Easy to install, the replacement rear lever is chrome-plated, and shaped to match the Original Equipment toe shift lever. Lever accepts stock or accessory shifter peg.

33876-07

Fits '86-'17 FL Softail®, '88-'16 Touring and '08-'16 Trike models.

G. HEEL/TOE SHIFTER SHAFT COVER

Conceal the splined end of the shifter shaft when you remove the heel shift lever. The easy-to-install chrome-plated aluminum billet cap is held in place with a flush Allen® screw for a clean look.

35471-05

Fits '82-'17 FL Softail, and '82-later Touring and Trike models equipped with heel/toe shift levers. Installation requires removal of heel shift lever.

H. SHIFTER SHAFT LEVER – GLOSS BLACK

The perfect companion to black or edge-cut heel and toe shift levers and shift linkages, this Gloss Black Shifter Shaft Lever creates an uninterrupted blacked-out look from the front of the engine to the rear. Manufactured from Original Equipment components, this lever is an exact replacement for the factory-installed chrome-plated part.

33900186

Fits '93-'16 Touring and Trike models.

I. CUSTOM GEAR SHIFT LINKAGE – ROUND GLOSS BLACK

Add the finishing touch to your blacked-out ride. This Gloss Black Shift Linkage is easy to install and includes a transmission lever cover and decorative acorn nuts and bolts for a complete custom look.

33600259

Fits '86-later Softail (except '18-later FXBB, FXBBS, FXLR, FXLRS, FXLRST and '20-later FXST), Touring and Trike models. (Does not fit '97-'99 FLSTS or models equipped with Softail Extended Reach Forward Controls.)

J. CUSTOM GEAR SHIFT LINKAGES

Kick your custom into gear with this collection of high-quality Custom Shift Linkages. Available in a variety of designs to match your bike's style, these aluminum linkages feature aircraft-quality rod ends for easy adjustment and smooth operation. The easy-to-install linkage kit also includes a transmission lever cover for '86-'17 Softail and '86-'16 Touring and Trike models, and decorative acorn nuts and bolts for a complete custom look.

Fits '86-later Softail (except '18-later FXBB, FXBBS, FXLR, FXLRS and FXLRST and '20-later FXST), Touring and Trike models. (Does not fit '97-'99 FLSTS or models equipped with Softail Extended Reach Forward Controls.)

1. 34018-08	Slotted – Black Anodized.
2. 34850-09	Skull.
3. 33801-09	Harley-Davidson Script.
4. 33760-09	Slotted with Bar & Shield Logo.
5. 33814-98A	Round.

K. GEAR SHIFT LINKAGE COVERS

A simple and inexpensive way to detail your Touring bike. These easy-to-install chrome-plated covers conceal the stock gear shifter linkage for a brilliant finish. Kit includes all necessary mounting hardware.

Fits '99-'16 Touring and Trike models with stock gear shift linkage.

1. 46303-01	Harley-Davidson Script.
2. 46305-01	Engraved Harley-Davidson.

234 TOURING & TRIKE

Foot Controls

A. BOARD-TO-PEG CONVERSION KIT

Add an aggressive look to your Touring motorcycle. These support kits are designed to allow installation of mini footboards and footpegs. Kit Includes left and right mounting brackets and all necessary installation hardware. Mini footboards and footpegs sold separately.

Fits '09-later Touring models (except '23-later FLHXSE and '18-later FLTRXSE, '24-later FLHX, FLTRX and FLTRXSTSE). Requires separate purchase of '18-later OE or accessory Softail Standard rider foot pegs.

50501642

B. BILLET STYLE REAR BRAKE LEVER

Styled to complement our billet style mirror stems and shift levers, these Billet Style Rear Brake Levers are forged from billet aluminum, then machined and polished for a beautiful, custom look. Available in your choice of finishes. Lever matches the length of the Original Equipment brake lever. Brake pedal pads sold separately.

Fits '14-later Touring and Trike models.

41600082 Chrome.

41600079 Edge Cut.



A. BOARD-TO-PEG CONVERSION KIT



A. BOARD-TO-PEG CONVERSION KIT



B. BILLET STYLE REAR BRAKE LEVER – CHROME



B. BILLET STYLE REAR BRAKE LEVER – EDGE CUT



C. ENDGAME COLLECTION SHIFT LEVER – BLACK



D. BILLET STYLE HEEL/TOE SHIFT LEVER – EXTENDED REACH



E. BILLET STYLE HEEL/TOE SHIFT LEVER – STANDARD LENGTH, EDGE CUT



F. AIRFLOW COLLECTION HEEL/TOE SHIFT LEVER




C. ENDGAME COLLECTION SHIFT LEVER – GRAPHITE



E. BILLET STYLE HEEL/TOE SHIFT LEVER – STANDARD LENGTH, CHROME



E. BILLET STYLE HEEL/TOE SHIFT LEVER – STANDARD LENGTH, SATIN BLACK



G. HEEL SHIFTER

TOURING & TRIKE 235

Foot Controls

C. ENDGAME COLLECTION SHIFT LEVER

Styled to complement the Endgame Collection controls, this Shift Lever features a slotted design that will give your bike a high-tech, industrial look.

Fits '86-later FL Softail®, '88-later Touring and '08-later Trike models.

33600301 Black.

33600292 Graphite.

D. BILLET STYLE HEEL/TOE SHIFT LEVER – EXTENDED REACH

Stretch out in style. Both the heel and toe sections of this Shift Lever are 1.0" longer than traditional levers, separating the distance between the heel/toe shift by 2.0" total. This added space provides a comfortable riding position for a tall rider, and allows a rider with a large boot extra room to move. Styled to complement our billet style mirror stems, these Billet Style Shift Levers are forged, machined and polished for a beautiful, custom look. When combined with the available Extended Reach Brake Lever, long-limbed riders can straighten their legs and ride in comfort. Kit includes a front and rear lever and mounting hardware.

33600001 Chrome.
Fits '86-'17 FL Softail, '88-later Touring (except '23 FLHXSE and FLTRXSE) and '08-later Trike models. Adversary Touring footboards 50502250 or 50502251 do not fit with Extended Heel Shifters 33600001 or 33600076.

E. BILLET STYLE HEEL/TOE SHIFT LEVER – STANDARD LENGTH

Styled to complement our billet style mirror stems, these Billet Style Shift Levers are forged from 7075-T6 aluminum, then machined and polished for a beautiful, custom look. Available in your choice of mirror chrome, satin black powder coat or edge cut black anodized and machined aluminum finishes. Kit includes a front and rear lever and chrome hardware.

Fits '86-'17 FL Softail, '88-later Touring and '08-later Trike models.

34535-00B Chrome.

34045-10 Edge Cut.

34023-08 Satin Black.

F. AIRFLOW COLLECTION HEEL/TOE SHIFT LEVER

Styled to complement the Airflow Collection, this forged billet aluminum shift lever adds a custom touch to your bike. The lever features a deep groove that catches light and draws your eye. The separate front and rear levers can be easily adjusted for convenient shifting, and the extended-length rear lever provides additional space for larger boots. Kit includes a front and rear lever and mounting hardware. Lever accepts stock or accessory shifter pegs.

33600076 Chrome.
Fits '86-'17 FL Softail, '88-later Touring (except '23 FLHXSE and FLTRXSE) and '08-later Trike models. Adversary Touring footboards 50502250 or 50502251 do not fit with Extended Heel Shifters 33600001 or 33600076.

G. HEEL SHIFTER

Add the convenience of a heel shifter to your footboard-equipped Touring model. This traditional motorcycle Heel Shifter Lever permits you to upshift with a downward tap of your boot heel – eliminating the need to wedge your toe under the forward lever and reducing wear on the top of your boot. Kit includes the chrome plated heel shift lever, shifter shaft spacer, shifter peg and mounting hardware.

Fits '01-later Touring and Trike models. Stock on '84-'19 Touring and Trike. Stock on '20-later CVO™ models only..

33600345 Gloss Black.

33600325 Chrome.

236 TOURING & TRIKE

Foot Controls

A. PASSENGER MINI FOOTBOARD MOUNT KIT

This mount kit permits replacement of the Original Equipment passenger footboards with footpegs or mini footboards, and moves the passenger’s foot rearward and inward to give the rider more space between the rider footboard and the passenger foot support. The new position clears the path for your feet to ease walking the bike in and out of parking spaces. When folded, the pegs are tighter to the bike to reduce the chance of contacting the passenger foot support with your calf. Original equipment on FLHTCUL and FLHTKL model. Kit includes left and right mount, and required installation hardware. Male-mount style passenger footpegs or mini-footboards sold separately.

50500403A
Fits '93-later Touring models. Does not fit Trike models.

B. PASSENGER FOOTPEG MOUNT – GLOSS BLACK

Manufactured from Original Equipment components for proper fit and proven strength, these footpeg supports replace the factory chrome-finished mounts for a clean, custom look. When installed with blacked-out accessory footpegs, these gloss black footpeg supports tie the pegs to the bike for a seamless, no-contrast look. Kit includes right and left hand mount.

50500578
Fits '93-later Touring models. Does not fit Trike models.

C. PASSENGER FOOTPEG MOUNT KIT – CHROME

Designed specifically for the sport-touring rider, this chrome-plated kit allows passenger footboards to be removed and replaced with a variety of male mount-style Harley-Davidson® footpegs. The kit has 3 adjustable height positions and includes all hardware.

50198-97C
Fits '93-later Touring models. Does not fit Trike models.

D. ADJUSTABLE PASSENGER FOOTPEG MOUNT KIT

Maximize your passenger’s riding comfort. Proper foot position reduces the cramped or stretched-out feeling, and relieves pressure on the knees and the tailbone. These adjustable mounts raise and lower the passenger footpeg to accommodate taller and shorter passengers. Easy to adjust with common tools, the mount adjusts through a 360° range (depending on model), allowing both fore and aft and up and down height adjustment. Kit includes left and right adjustable support assembly and all required mounting hardware. Footpegs sold separately.

50763-09
Fits models with H-D® male mount-style passenger footpeg supports (except Softail® models). Does not fit with Heel Raiser Footpeg Kit P/N 50178-09. Does not fit the rider position.

E. PASSENGER FOOTBOARD SUPPORTS

Add the comfort and convenience of passenger footboards to your Touring motorcycle. These supports are designed to allow installation of traditional D-shaped, Swept Wing, Tapered or Old-Style Passenger Footboards (sold separately) on Touring models. Kit includes left and right supports and installation hardware. Add your choice of passenger footboard pan design and footboard insert to complete your custom look.

Fits '93-later Touring and Trike models.
50500042 Black.
53070-00A Chrome.



A. PASSENGER MINI FOOTBOARD MOUNT KIT



B. PASSENGER FOOTPEG MOUNT – GLOSS BLACK



C. PASSENGER FOOTPEG MOUNT KIT – CHROME



D. ADJUSTABLE PASSENGER FOOTPEG MOUNT KIT



E. PASSENGER FOOTBOARD SUPPORTS – BLACK



E. PASSENGER FOOTBOARD SUPPORTS – CHROME



F. ADJUSTABLE AUXILIARY PASSENGER FOOTPEG MOUNTS – FORWARD & MID POSITION



F. ADJUSTABLE AUXILIARY PASSENGER FOOTPEG MOUNTS – REAR POSITION



G. REACH PASSENGER FOOTBOARD MOUNT KIT



TOURING & TRIKE 237

Foot Controls

F. ADJUSTABLE AUXILIARY PASSENGER FOOTPEG MOUNTS

These 3-position adjustable passenger footpeg mounts will keep your companion happy over the long haul. Push-button adjustment lets the passenger reposition their feet to keep blood flowing in all the lower extremities. When combined with the standard footboard, both short- and long-limbed passengers should be able to find a comfortable riding position. Pegs can also be pivoted fully rearward to allow the rider the room to get his or her feet on the ground when walking the bike in and out of parking spaces. Kit includes beautifully chromed left- and right-side adjustable mounts and all installation hardware. Complete the custom look with your choice of footpegs (sold separately).

54157-10
Fits '10-later Touring models with Original Equipment passenger footboards (except CVO™ models or models equipped with Adjustable Passenger Footboard Mount Kit P/N 50768-07A). Also fits '93-later Touring models equipped with Passenger Footboard Kit P/N 50378-07B, 50379-07B or 53070-00A. Does not fit Trike models or models equipped with sidecars. Will not fit with Footpeg P/N 49117-77TB, 49110-98, 91821-85, 50643-82, 50647-82, 49500-92T, 49234-98, 50978-99, 50976-99, 50911-08, 50113-10, 50695-08, 49128-82, 50056-10, 50039-10, 49312-10, 50451-09 and 50178-09.

G. REACH PASSENGER FOOTBOARD MOUNT KIT

Kit raises the height of your passenger footboards by approximately 2.25" for increased passenger comfort. Especially desirable on '97-later Touring models due to the frame and saddlebag guard change. Includes mounting hardware.

50789-99B
Fits '93-later Touring models. Does not fit Trike models. Does not fit with saddlebag guard bags.

238 TOURING & TRIKE

Foot Controls

A. PASSENGER FOOTBOARD AND MOUNT KIT
Convenient bolt-on installation. Includes specially designed mounting stud/brackets for proper installation. Footboards fold up when not in use. Kit includes Original Equipment-style aluminum footboards, rubber pads, mounting hardware and passenger footboard supports.

50379-07B
Fits '93-later Touring and Trike models.

B. STREAMLINER PASSENGER FOOTBOARD AND MOUNT KIT
Styled to match the rider footboards on the Road King® Custom, Road Glide® Custom and Street Glide® models, these Swept Wing Passenger Footboards feature a Streamliner-style rubber pad surrounded by a chrome accent. The smooth Swept Wing footboard pan is chrome-plated throughout to add a custom touch, even in the folded position. Designed for convenient bolt-on installation, the complete kit includes chrome-plated aluminum footboards, rubber pads, mounting hardware and passenger footboard supports.

50378-07B
Fits '93-later Touring models. Does not fit Trike models.

C. PASSENGER FOOTBOARD PANS – CHROME
Replace the factory black painted passenger footboard with the custom look of smooth chrome. These chrome-plated Footboard Pans are ready to install using your Original Equipment hardware and the kit includes left- and right-side Footboard Pans. Just add your choice of Footboard Insert for the finishing touch. Footboard Supports sold separately.

Fits '06-'17 Dyna®, '18-later Softail® (except FXDRS, FXFB and FXFBS) and '86-later Touring models equipped with passenger footboard supports. Does not fit Trike models.

50501144 Classic Style.
50501147 Contemporary Style.

D. PASSENGER FOOTBOARD PANS – BLACK
Complete the blacked-out transformation. Replace your chrome Passenger Footboard Pans with sinister black. Kit includes left- and right-side Footboard Pans and is installed using the Original Equipment hardware. Custom Footboard Inserts and Footboard Supports sold separately.

Fits '06-'17 Dyna, '18-later Softail (except FXDRS, FXFB and FXFBS) and '86- later Touring models equipped with passenger footboard supports. Does not fit Trike models.

50501610 Classic Style.
50501611 Contemporary Style.

E. TRADITIONAL STYLE PASSENGER FOOTBOARD PANS – CHROME
Replace the factory black painted passenger footboard with the custom look of smooth chrome. The kit includes left- and right-hand traditional D-shaped footboard pans, chrome-plated, and ready to install with your Original Equipment hardware. Footboard inserts and footboard supports sold separately.

50752-04
Fits '06-'17 Dyna, '00-later Softail (except FXDRS, FXFB and FXFBS) and '86-later Touring and Trike models equipped with passenger footboard supports.

F. SWEEP WING PASSENGER FOOTBOARD PANS
These unique Swept Wing Passenger Footboard pans complement the Swept Wing Rider Footboard shape, and allow you to replace the Original Equipment passenger footpegs on certain models with footboards. When folded, the footboard displays a mirror chrome surface in your choice of smooth or ball-milled, grooved design. Footboard inserts and footboard supports sold separately.

Fits '06-'17 Dyna, '00-later Softail (except FXDRS, FXFB and FXFBS) and '86-later Touring models equipped with passenger footboard supports. Does not fit Trike models.

50716-04 Chrome – Smooth.



A. PASSENGER FOOTBOARD AND MOUNT KIT



B. STREAMLINER PASSENGER FOOTBOARD AND MOUNT KIT



C. PASSENGER FOOTBOARD PANS – CHROME, CLASSIC STYLE




C. PASSENGER FOOTBOARD PANS – CHROME, CONTEMPORARY STYLE



D. PASSENGER FOOTBOARD PANS – GLOSS BLACK, CLASSIC STYLE



D. PASSENGER FOOTBOARD PANS – GLOSS BLACK, CONTEMPORARY STYLE



E. TRADITIONAL STYLE PASSENGER FOOTBOARD PANS – CHROME



F. SWEEP WING PASSENGER FOOTBOARD PANS – CHROME SMOOTH



G. HALF-MOON PASSENGER FOOTBOARD PANS – GLOSS BLACK



H. ROAD KING CLASSIC PASSENGER FOOTBOARD COVERS



I. CONCHO PASSENGER FOOTBOARD COVERS



J. HARLEY-DAVIDSON SCRIPT PASSENGER FOOTBOARD COVERS

TOURING & TRIKE 239

Foot Controls

G. HALF-MOON PASSENGER FOOTBOARD PANS AND INSERTS
Styled to match the Half-Moon Rider Footboards, these classic passenger footboards add both style and comfort to your nostalgic ride. Available in mirror-finish chrome or gloss black finish, the kit includes left and right footboard pan and vibration-isolation footboard inserts. Model-specific footboard mounts are sold separately.

Fits '06-'17 Dyna®, '00-later Softail® (except FXDRS, FXFB and FXFBS) and '86-later Touring models equipped with passenger footboard supports. Does not fit Trike models.

50810-08 Gloss Black.

H. ROAD KING® CLASSIC PASSENGER FOOTBOARD COVERS
The latest in the family of Road King® Classic-inspired accessories, this chrome-plated steel footboard cover features a chrome die-cast Road King Classic medallion with black accents and a stylish leather accent piece. Mounting hardware included.

50246-00
Fits '06-'17 Dyna, '86-'17 FL Softail and '87-later Touring and Trike models equipped with traditional D-shaped aluminum passenger footboards.

I. CONCHO PASSENGER FOOTBOARD COVERS
Heritage Softail® Classic model-inspired conchos make these covers look great whether footboards are up or down.

50193-96
Fits '06-'17 Dyna, '86-'17 FL Softail and '87-later Touring and Trike models equipped with traditional D-shaped aluminum passenger footboards.

J. HARLEY-DAVIDSON SCRIPT PASSENGER FOOTBOARD COVERS
These easy-to-install chrome covers are formed to fit over the stock footboard pan to add a touch of style to the profile of your bike. The simple, clean design features a deep embossed Harley-Davidson script for a finishing touch. Kit includes chrome mounting hardware.

50782-91
Fits '06-'17 Dyna, '86-'17 FL Softail and '87-later Touring and Trike models equipped with traditional D-shaped aluminum passenger footboards.

240 TOURING & TRIKE

Engine Guards

A. MUSTACHE ENGINE GUARD*

Combine classic shape and modern function for a unique twist on engine protection. The flow of this engine guard complements the bike's traditional style while the gracefully curved upper section incorporates highway pegs into the shape. The integrated rubber pads offer a comfortable and slip-resistant cushion for your feet while traveling the open road. One-piece engine guard kit includes all required mounting hardware.

Fits '09-later Touring and Trike models (except Road Glide®, '23-later FLHXSE and '24-later FLHX). Does not fit models equipped with fairing lowers. '15-later FLRT models require the separate purchase of Bracket P/N 45700054. '10-'11 FLHXXX models require the separate purchase of Bracket P/N 83865-09.

49155-09B	Chrome.
49442-10A	Gloss Black.

Fits '97-'08 Touring models (except Road Glide). Does not fit models equipped with fairing lowers.

49155-05B	Chrome.
------------------	---------

B. ENGINE GUARD – CHROME*

Protect your bike without sacrificing ground clearance or style. The one-piece engine guard is designed to complement the lines of the motorcycle, and the bright chrome finish adds the perfect finishing touch.

49184-09A
Fits '09-later Touring except ('18-later FLTRXSE, '21-later FLTRXS, '22-later FLTRXST, '23-later FLTRT and FLHXSE and '24-later FLHX, FLTRX, and FLTRXSTSE) and Trike models. '15- later FLRT models require the separate purchase of bracket P/N 45700054. '10-'11 FLHXXX models require the separate purchase of Bracket P/N 83865-09.

C. ENGINE GUARD – GLOSS BLACK*

Protect your bike without sacrificing ground clearance or style. The one-piece engine guard is designed to complement the lines of the motorcycle, and the black finish adds the perfect finishing touch. Before the tough black powder coat finish is applied, these engine guards get an extra layer of protection from an E-Coat dip. So go on and install Engine Guard Mount Footpegs because this finish will go the distance.

49050-09A
Fits '09-later Touring and Trike models (except '18-later FLTRXSE, '21-later FLTRXS or '22-later FLTRXST). '15- later FLRT models require the separate purchase of bracket 45700054, '10-'11 FLHXXX models require the separate purchase of Bracket P/N 83865-09. Does not fit '23-later FLTRT and FLHXSE, '18-later FLTRXSE, '21-later FLTRXS, '22-later FLTRXST and '24-later FLHX, FLTRX, and FLTRXSTSE models.

46549-03	Fits '97-'08 Touring models.
-----------------	------------------------------



A. MUSTACHE ENGINE GUARD – CHROME



A. MUSTACHE ENGINE GUARD – GLOSS BLACK



B. ENGINE GUARD – CHROME



C. ENGINE GUARD – GLOSS BLACK



D. FLAT-OUT BAR – BLACK*



E. CHOPPED ENGINE GUARD – CHROME
(49000105A SHOWN)



F. CHOPPED ENGINE GUARD – GLOSS BLACK
(49000117A SHOWN)

TOURING & TRIKE 241

Engine Guards

D. FLAT-OUT BAR – BLACK*

Get tip-over protection with sleek low-profile West Coast performance style, without "old school" hoops. Provides limited cosmetic vehicle protection to the front of the motorcycle in a low-speed tip-over event. Features end caps with Harley-Davidson logo and are easy to replace in event of low-speed tip-over.

49000242 Black..
Fits '14-later Touring models. '14-'22 Road Glide® models require additional purchase of fairing support P/N 49000274. Stock on '24-later FLTRSXTSE.

Also available:
ROAD GLIDE FAIRING SUPPORT KIT
Required for installation of P/N 49000242.
49000274
Fits '14-22 Road Glide models..

E. CHOPPED ENGINE GUARD*

Create a sleek, slammed look on your custom bagger with the Chopped Engine Guard. This guard offers a slim, low-profile design that retains function while delivering a unique styling twist. The upper mounts connect midway up the downtube, 11" lower than the stock guard. The minimalistic look reduces the visual mass of the bike, while the mounting point lowers the bike's visual center of gravity. The 1.25" Engine Guard features a slightly forward sweep that provides plenty of room around the brake and shift levers. Easy to install.

Fits '14-later Touring models (except Road Glide, '23-later FLHXSE, '24-later FLHX and models equipped with fairing lowers).

49000105A	Chrome.
49000114A	Gloss Black.

Fits '15-'23 Road Glide models (except '23-later FLTRXSE and models equipped with fairing lowers). Kit includes replacement black fairing mount brackets.

49000235	Chrome.
49000117A	Gloss Black.

F. ENGINE GUARD MOUNTING BRACKET – GLOSS BLACK

This bracket locates the steering damper and clutch cable mount when an engine guard is mounted on a FLRT model.

45700054
Fits '15-later FLRT models.



***WARNING:** Engine guards may provide limited leg and cosmetic vehicle protection under unique circumstances (fall over while stopped, very low speed slide). They are not made nor intended to provide protection from bodily injury in a collision with another vehicle or any other object.



***WARNING:** Do not use engine guard footpegs under normal stop and go operating conditions. Doing so could result in death or serious injury.



***WARNING:** Do not use highway pegs under normal stop and go operating conditions. Doing so could result in death or serious injury.



***WARNING:** Engine guards may provide limited leg and cosmetic vehicle protection under unique circumstances (fall over while stopped, very low speed slide). They are not made nor intended to provide protection from bodily injury in a collision with another vehicle or any other object.



***WARNING:** Do not use engine guard footpegs under normal stop and go operating conditions. Doing so could result in death or serious injury.



***WARNING:** Do not use highway pegs under normal stop and go operating conditions. Doing so could result in death or serious injury.

242 TOURING & TRIKE

Suspension

PREMIUM ADJUSTABLE
PERFORMANCE SUSPENSION

Step up to the ultimate in handling and ride quality. Screamin' Eagle®/Öhlins® Remote Reservoir Rear Shocks for Harley-Davidson® Touring models were designed for Screamin' Eagle® Factory Team race bikes and it's what the Wymans had on their Road Glide® Special motorcycles. Fully adjustable for preload and compression/rebound damping, with a remote reservoir for optimal performance and style. Use these shocks to dial in your ideal combination of handling and ride, for the street or the track. Ride like a winner.



1 COMPRESSION
ADJUSTER

Fine-tunes suspension to control the upward wheel movement when hitting a bump
Adjusts the speed at which the suspension compresses
Critical for balancing ride quality and suspension bottoming

4 REMOTE RESERVOIR

Remote reservoir keeps the shock oil cooler to maintain damping performance
Internal bladder separates the oil from the nitrogen gas to reduce cavitation during aggressive riding

2 REBOUND ADJUSTER

Fine-tunes the downward wheel movement after riding over bumps or potholes
Adjusts the speed at which the suspension returns from extension
Critical for balancing ride quality and suspension bounce

3 PRELOAD ADJUSTER

Critical to setting the proper suspension travel to soak up large potholes and absorb large bumps
Adjusts for rider sag—the amount the suspension drops under the weight of the rider and cargo

5 LENGTH

The shock length is adjustable from +8mm or -2mm over the standard height.



TOURING & TRIKE 243

Suspension

A. SCREAMIN' EAGLE®/ÖHLINS® REMOTE RESERVOIR
REAR SHOCKS

- Upgrade to Screamin' Eagle® Factory Race Team suspension with these performance rear shocks. These high-performance rear shocks for Touring models were designed with Öhlins® specifically for Screamin' Eagle® Factory Team race bikes. Now you can experience the ultimate in handling and ride quality with these Screamin' Eagle®/Öhlins® Remote Reservoir Rear Shocks. These mono tube remote reservoir shocks are completely adjustable to match your riding style. Set the sag with the adjustable preload then fine tune the response with adjustable compression and rebound damping. These shocks perform great and add a performance style with a remote reservoir and exposed adjusters.
- Get a perfect factory fit. Reservoir brackets are designed to accommodate all Harley-Davidson® accessories
 - Expertly tuned by Ohlins and Screamin' Eagle for the aggressive performance bagger rider in mind
 - Preload setting on both shocks allows suspension adjustment based on rider, passenger, and gear weight for optimal performance
 - No tools required for compression and rebound damping adjustments so changes can be made quickly and easily
 - High-performance style: Exposed remote reservoirs with stainless steel lines and Screamin' Eagle/Öhlins branding
 - Progressive rate springs stiffen quickly for improved control when you pick up the pace
 - Standard Height with +8/-2 mm of length adjustment
 - High-pressure nitrogen gas-charged design resists heat fading
 - Low-friction shaft/seal head design for smooth performance
 - 36mm piston diameter
 - Includes billet aluminum preload adjustment tool

Fully serviceable and rebuildable

Fits '14-later Touring models (except FLHTKL, FLHTCUL, '23-later FLHXSE, FLTRXSE and '24-later FLHX, FLTRX and '24 FLTRXSTSE).

54000193



A. SCREAMIN' EAGLE®/ÖHLINS® REMOTE RESERVOIR REAR SHOCKS



A. SCREAMIN' EAGLE®/ÖHLINS® REMOTE RESERVOIR REAR SHOCKS

244 TOURING & TRIKE

Suspension

A. PREMIUM RIDE SINGLE CARTRIDGE FORK KIT ^{1,2}
The Cartridge Fork Kit complements the Premium Ride Hand-Adjustable Rear Shocks by providing a balanced suspension system capable of delivering superior ride characteristics. The front fork kit improves resistance to front brake dive, improves cornering and enhances bottoming control. The kit includes fork pipes, cartridges, fork bolts, main springs and oil seals. Available in Standard Ride Height and Low Ride Height versions.

45500158 Standard-Height.
Fits '14-'16 Touring models. Does not fit Trike models.

45500157 Low-Profile.
Fits '14-'16 Touring models. Does not fit Trike models. Stock on '15-'16 FLHTCUL and FLHTKL models. Must only be installed on vehicles equipped with lowered rear shocks.

B. PROFILE® LOW TOURING FRONT SUSPENSION ^{1,2}
Original Equipment on the Electra Glide® Ultra Low model, this front suspension kit reduces the front fork length by over .7", reducing seat height and delivering a closer to the pavement riding experience. This Profile® Low front suspension utilizes Dual Bending Valve technology to preserve original ride quality, and features springs that are wound to allow a compliant, yet controlled ride. When paired with the required Low-Profile Hand-Adjustable Rear Suspension, the overall ride height is reduced, providing a rider with a short inseam additional confidence when stopped or maneuvering a vehicle in a parking lot. The kit includes two fork springs, two damper tubes, jiffy stand mount, seals and hardware.


45400218
Fits '17-Later Touring models equipped with lowered rear shocks (except FLHTKL, '18-later FLTRXSE, '23-later FLHXSE, FLTRXSE, '24-later FLHX, FLTRX and '24 FLTRXSTSE models). Does not fit Trike models. FLHR, FLHRC, FLHTCU, FLHTK, FLHTKSE, FLHXST, FLTRU, FLTRK, FLTRKSE and FLTRXST models require installation of lowered rear shocks. Does not fit with 21" wheels.

C. PREMIUM RIDE FRONT FORK KIT – TRIKE MODELS
This Front Fork Kit provides improved handling performance by keeping the tire in contact with the road surface and features the Showa® Dual Bending Valve technology. This technology increases the dampening control of the fork, equaling the finest in both comfort and control for Trike riders.


45400219
Fits '14-'18 FLHTCUTG models. Original Equipment on '19-later models.

D. PREMIUM RIDE DOUBLE CARTRIDGE FORK KIT ¹
The Double Cartridge Fork Kit complements the Premium Ride Hand-Adjustable Rear Shocks by providing a balanced suspension system capable of delivering superior ride characteristics. The front fork kit improves resistance to front brake dive, improves cornering and enhances bottoming control. The kit includes fork pipes, cartridges, fork bolts, main springs and oil seals.

45500106 Standard-Height.
Fits '09-'13 Touring models. Does not fit Trike models.



¹**WARNING:** Installation of any accessory suspension components may affect cornering clearance and jiffy stand operation. This could distract the rider, causing loss of control and death or serious injury.



²**WARNING:** The Profile Low Front Suspension cannot be used independently and must be used with the appropriate lowered rear suspension kit. Installation of any accessory suspension components may affect cornering clearance and jiffy stand operation. This could distract the rider, causing loss of control and death or serious injury.



A. PREMIUM RIDE SINGLE CARTRIDGE FORK KIT



B. PROFILE LOW TOURING FRONT SUSPENSION



C. PREMIUM RIDE FRONT FORK KIT – TRIKE MODELS



D. PREMIUM RIDE DOUBLE CARTRIDGE FORK KIT



E. PREMIUM RIDE HAND-ADJUSTABLE TOURING SHOCKS



F. PREMIUM RIDE HAND-ADJUSTABLE TOURING SHOCKS – LOW



G. PROFILE LOW TOURING AIR SHOCKS*



H. ANALOG TOURING SUSPENSION AIR PUMP

TOURING & TRIKE 245

Suspension

E. PREMIUM RIDE HAND-ADJUSTABLE TOURING SHOCKS*
Experience the ultimate in superior ride quality with these Premium Touring Shocks. These shocks utilize a single tube, nitrogen charged emulsion design. The design offers enhanced compression and rebound damping compared to the Original Equipment-style air adjustable shocks. This provides a controlled yet plush ride with much less bottoming. Larger chambers (40mm diameter pistons and 14mm rods) allow these shocks to react more quickly to impacts. This keeps the tires tracking while minimizing harshness transmitted through the frame. A simple knob behind the left saddlebag allows the rider to conveniently modify the spring preload via a hydraulic adjuster. Available in Standard Ride Height and Low Ride Height versions.

54000008 Standard-Height.
Fits '09-'16 Touring models (except models equipped with lowered front ends).

54000091 Low-Profile.
Fits '09-'16 Touring models. Does not lower '09-'16 FLHX, FLTRX, and '09 FLTRSE models. Stock on FLHTCUL, FLHTKL, FLHXS, FLTRXS, '13 FLHRSE, '10-'12 FLHXSE, '15-'16 FLHXSE, and '12-'13 FLTRXSE models.

F. PREMIUM RIDE HAND-ADJUSTABLE TOURING SHOCKS – LOW*
Original Equipment on the Ultra Limited® Low model, this low-profile rear suspension system is engineered to minimize ride height while maximizing comfort for the rider and passenger. Featuring a single tube, nitrogen charged emulsion design, these shocks deliver enhanced compression and rebound damping for a controlled and comfortable ride with much less bottoming. The shocks feature large chambers that allow the suspension to react quickly to impacts, keeping the tires tracking while minimizing harshness transmitted through the frame. A simple knob behind the left saddlebag permits adjustment of the spring preload to adapt for light or heavy load. Installation of this low profile rear suspension reduces seat height by .75" to deliver a confidence-inspiring shorter reach to the ground. Kit includes left and right rear shocks.


54000159
Fits '17-later FLHR, FLHRC, FLHTCU, FLHTK, FLHTKSE, FLHXST, FLTRK, FLTRKSE, FLTRU and FLTRXST models.

G. PROFILE® LOW TOURING AIR SHOCKS*
Lower the seat height of your Touring model without compromising the ride. The Profile® Low Touring Shocks have been re-valved for a comfortable ride while lowering the seat height by up to .75". The kit maintains the air adjustability feature of the stock shocks.

54635-09
Fits '09-'16 Touring models. Does not lower '09-'16 FLHX, FLHXS, FLTRX, FLTRXS, FLHTCUL, FLHTKL, FLHRSE, FLTRSE and FLTRXSE models. Does not fit Trike models.

H. ANALOG TOURING SUSPENSION AIR PUMP
Aluminum housing is compact, lightweight and durable, and fits easily into your bag for on-the-road adjustments. The high-quality 0-60 psi gauge ensures accurate air pressure.

54630-03A
For use with Touring air suspension components.



^{*}**WARNING:** Installation of any accessory suspension components may affect cornering clearance and jiffy stand operation. This could distract the rider, causing loss of control and death or serious injury.

246 TOURING & TRIKE

Front Forks

A. LOWER FORK SLIDERS – CHROME

Competitively priced, these chrome-plated Lower Fork Sliders give your bike upfront style. To ensure proper fitment and function, these sliders are manufactured from Original Equipment components. A perfect addition during the installation of Premium Ride or Profile® Low Front suspension components, the kit features polished, triple chrome-plating.

45500171

Fits '14-later Touring models (except '23-Later FLHXSE, FLTRXSE, '24-later FLHX, FLTRX and '24 FLTRXSTSE models). Does not fit Trike.

45500200

Fits '14-later Trike models.

45500167

Fits '00-'13 Touring models.

B. LOWER FORK SLIDERS – GLOSS BLACK

These gloss black coated sliders are the ultimate extension of your bike's "dark side" and make a perfect custom addition to your blacked-out ride. Manufactured to Original Equipment specifications, the durable black coating is a great match to other H-D® black components. A perfect addition during the installation of Premium Ride or Profile Low front suspension components, this includes right and left sliders.

45500172B

Fits '14-later Touring models (except '23-Later FLHXSE, FLTRXSE, '24-later FLHX, FLTRX and '24 FLTRXSTSE models). Does not fit Trike.

46546-03

Fits '00-'13 Touring models.



A. LOWER FORK SLIDERS – CHROME



B. LOWER FORK SLIDERS – GLOSS BLACK



C. FRONT END KIT – CHROME '14-LATER MODELS



D. FRONT END KIT – GLOSS BLACK '14-LATER MODELS



E. UPPER FORK SLIDER COVERS – CHROME



F. UPPER FORK SLIDER COVERS – GLOSS BLACK



G. TIE-DOWN BRACKETS – BLACK



G. TIE-DOWN BRACKETS – CHROME

TOURING & TRIKE 247

Front Forks

C. FRONT END KIT – CHROME

The front forks on a Harley-Davidson® motorcycle set the tone for the bike, and can lead the way to a full-bore custom statement. So start customizing by adding chrome where it will have the most noticeable impact on the overall look of the bike: the front end. A perfect addition during the installation of Premium Ride or Profile® Low Front suspension components. This package includes components necessary to completely chrome the front forks and includes Chrome Fork Sliders, Chrome Upper Fork Slider Covers and Classic Chrome Front Axle Nut Covers (kit components vary depending on model).

45800037

Fits '14-later Touring models. (except '23-Later FLHXSE, FLTRXSE, '24-later FLHX, FLTRX and '24 FLTRXSTSE models).

D. FRONT END KIT – GLOSS BLACK

Lead the way to the dark side. This complete blacked-out Front End Kit includes all the major components required to convert the Original Equipment satin-finished front end to a dark custom style. A perfect addition during the installation of Premium Ride or Profile Low Front suspension components. This package includes Gloss Black Fork Sliders, Gloss Black Upper Fork Slider Covers, Gloss Black Front Axle Nut Covers and Gloss Black Outer Fairing Skirt.

45800038B

Fits '14-later Touring models (except Road King® and Road Glide® models and '23-later FLHXSE and '24-later FLHX models) Does not fit Trike models.

E. UPPER FORK SLIDER COVERS – CHROME

Brilliant chrome accents for the upper fork legs. Perfect for finishing off that chromed front end look. When used with H-D® Genuine Motor Accessory Chrome Lower Fork Sliders, you've got a front end that's completely chromed and an appearance that's utterly impressive.

45600022

Fits '14-later Touring (except '23-later FLHXSE and FLTRXSE and '24-later FLHX, FLTRX and FLTRXSTSE) and Trike models..

45963-97

Fits '49-'84 FL, '86-'17 FLS, FLSS, FLST, FLSTC, FLSTF (except '07), FLSTFB, FLSTFBS and FLSTN and '80-'13 Touring and Trike models. Stock on FLSTNSE and FLSTSE models.

F. UPPER FORK SLIDER COVERS – GLOSS BLACK

The classic Harley-Davidson® motorcycle color is black. It shows your attitude, your feelings and your desire to be different from the rest. These gloss black accessories are the ultimate extension of the Harley-Davidson philosophy. Manufactured from Original Equipment components, these parts provide superior fit and finish.

45600023

Fits '14-later Touring (except '23-later FLHXSE and FLTRXSE and '24-later FLHX, FLTRX and FLTRXSTSE) and Trike models.

45591-02

Fits '49-'84 FL, '86-'17 FLS, FLSS, FLST, FLSTC, FLSTF (except '07), FLSTFB, FLSTFBS, FLSTNSE and FLSTN, '10-'12 FLSTSE and '80-'13 Touring and Trike models.

G. TIE-DOWN BRACKETS

Simplify the process of securing your bike to a trailer or bike lift. These stylish black Tie-Down Brackets mount cleanly to the front fork cover and offer a secure method to connect tie-down straps. Moving the tie-down point from the handlebar to the triple-tree area reduces wear on the handlebar bushings and ensures a consistent easy-to-access mounting point. Includes mounting hardware.

Fits '23-later FLHXSE and '24-later FLHX.

93500036 Black.

93500033 Chrome.

Fits '14-'23 Street Glide® models (except '23+ FLHXSE). Does not fit Trike models.

93500030 Black.

248 TOURING & TRIKE

Suspension Trim & Brakes

A. FRONT FORK AIR BAFFLE – CHROME

Deflect the cold night wind rushing between the fork tubes of your Touring model. This stylish chrome air baffle replaces the Original Equipment black baffle on '00-earlier models. Includes chrome mounting hardware.

58520-79TC
Fits '80-'13 FLHR, FLHT, FLHX and FLT models.
Does not fit Trike models.

B. BRAKE CALIPER KIT – RED

Dress your bike in the latest high-performance look. Brilliant red calipers make a powerful visual statement, and set your bike apart from the ordinary. Manufactured from Original Equipment components for proven performance, these calipers will add a stylish touch to the stock bike, or add the perfect finish to a complete custom equipped with chrome or blacked-out wheels, rotors and fork sliders.

41300116 Front – Dual Disc.
Fits '06-'17 VRSC™, '08-later Touring and '09-'13 and '19-later Trike models. Brake pads sold separately. Does not fit '23-Later FLHXSE, FLTRXSE and '24 FLTRXSTSE models.

C. BRAKE CALIPER KIT – CHROME

Add the shine of chrome to your bike with these highly polished Chrome Brake Caliper Kits. Manufactured from Original Equipment components for proven performance, these calipers are a great addition to the stock bike, or add the finishing touch to a complete custom equipped with chrome wheels, rotors and fork sliders.

42012-06A Front – Dual Disc.
Fits '06-'17 VRSC, '08-later Touring and '09-'13 and '19-later Trike models. Brake pads sold separately. Does not fit '23-Later FLHXSE, FLTRXSE and '24 FLTRXSTSE models.

D. CALIPER SCREEN INSERT – CHROME

These chrome-plated Caliper Inserts replace the Original Equipment satin-finish screens featured on Brembo® brake calipers. Easy pop-in installation. Sold individually.

42054-05 Front.
Fits '18-later Softail®, '17-later Touring (except '23-later FLHXSE and FLTRXSE and '24-later FLHX, FLTRX and FLTRXSTSE) and '04-'22 XL models.

E. CALIPER SCREEN INSERT – GLOSS BLACK

Complete the blacked-out transformation. Gloss black inserts replace the satin-finish screens featured on Harley-Davidson® Original Equipment Brembo® brakes, and add a rich complement to the wrinkle black caliper finish. Easy pop-in installation. Sold individually.

41300154 Front.
Fits '18-later Softail®, '17-later Touring (except '23-later FLHXSE and FLTRXSE and '24-later FLHX, FLTRX and FLTRXSTSE) and '04-'22 XL models.

F. FRONT WHEEL SPACERS – CHROME

There's always more room for chrome with these highly polished chrome wheel spacers. They are manufactured to the Original Equipment tolerances, so you get exact product fitment and quality.

41371-08 Domed.
Fits '08-later Touring models with ABS brakes.

G. FRONT WHEEL SPACERS – GLOSS BLACK

It is all in the details. Complete your total front end with these wheel spacers in gloss black. Manufactured to the Original Equipment tolerances, they deliver the exact fitment and custom shine.

42400016 Domed.
Fits '08-later Touring models with ABS brakes.



A. FRONT FORK AIR BAFFLE – CHROME



B. FRONT BRAKE CALIPER KIT – RED (41300116 SHOWN)



C. FRONT BRAKE CALIPER KIT – CHROME (42012-06A SHOWN)



D. CALIPER SCREEN INSERT – CHROME



E. CALIPER SCREEN INSERT – GLOSS BLACK



F. FRONT WHEEL SPACERS – CHROME, DOMED



G. FRONT WHEEL SPACERS – GLOSS BLACK, DOMED



H. FORK AXLE RETAINER NUT KIT – CHROME



I. CUSTOM CALIPER BOLT COVER KIT – (40955-05 SHOWN)



J. BLEEDER SCREW



K. BRAKE CALIPER INSERTS



L. BRAKE CALIPER TRIM DISCS

TOURING & TRIKE 249

Brake Trim

H. FORK AXLE RETAINER NUT KIT – CHROME

It's the details that count. Complete the chrome transformation by adding this finishing touch to your chrome fork sliders. This Axle Retainer Nut Kit includes the stylish chrome-plated nuts and chrome lockwashers necessary to replace the stock hardware.

45813-03
Fits '91-'05 FXDWG, '86-'07 FLST, FLSTC, FLSTF and FLSTN, '91-'07 FXST and FXSTB and '84-'13 Touring and Trike models.

Also available:
FORK SLIDER DRAIN SCREW KIT – CHROME
It's the details that count. Complete the chrome transformation by adding this finishing touch to your chrome fork sliders. This Fork Slider Drain Screw Kit includes two chrome-plated drain screws and the seals required to replace the stock hardware.

45848-03
Fits '93-'05 FXDWG, '87-'17 Softail® (except Springer™, FXCW, FXCWC, FXSB, FXSBSE, FXSE and FXSTD) and '87-'13 Touring and Trike models.

I. CUSTOM CALIPER BOLT COVER KIT

Cover your 12-point caliper bolts in chrome. These easy-to-install chrome covers are held firmly in place with a steel spring clip, and are styled to match the Chrome Rocker Box Bolt and Headbolt Covers.

40955-05 Four Large and Two Small Covers.
Fits '00-later front brake calipers (except Springer, '06-later VRSC™, '04-'22 XL, '15-later XG, '16-'17 FXDLS, '18-later Softail, '08-later Touring and Trike and models equipped with caliper covers). Also fits rear calipers on '06-'17 Softail models (except FXCW and FXSE).

40959-05 Three Large and Two Small Covers.
Fits '00-later rear brake calipers (except Springer, '06-later VRSC, '04-'22 XL, '15-later XG, '16-'17 FXDLS, '18-later Softail, '08-later Touring and Trike and models equipped with caliper covers). Also fits rear calipers on '06-'17 Softail models (except FXCW, FXSE).

J. 1. BRAKE BLEEDER SCREW COVER

This cover adds chrome to the unfinished bleeder valve on all stock H-D® calipers. Package of two.

43834-98
Fits '84-later stock calipers (except XG and XR models).

K. BRAKE CALIPER INSERTS

Easy-to-install inserts add a finishing touch to the front and rear brake calipers. Select a style that follows your custom direction. Self-adhesive backing.

Fits '00-later front and rear brake calipers on all models (except Springer front, '06-later VRSC, '15-later XG, '04-'22 XL, '18-later Softail rear caliper, and '08-later Touring and Trike).

1. 44477-99 Classic Chrome.
2. 44476-99 Harley-Davidson Script.

L. BRAKE CALIPER TRIM DISCS

Available in 1.375" and 1.75" diameters to accommodate front and rear calipers on most '99-earlier models, and front calipers on '00-later Springer models. Easy to install.

1. 99661-92T Gold Live to Ride – 1.375" Diameter.
1. 99663-92T Gold Live to Ride – 1.75" Diameter.

250 TOURING & TRIKE

Front Axle Nut Covers

FRONT AXLE NUT COVERS

Cover the front axle in style. Available in your choice of styles, these custom Axle Nut Covers look great with Original Equipment satin-finish fork sliders or add the finishing touch to a complete chrome or blacked-out front end. Easy to install kits include all necessary mounting hardware. Sold in pairs.

Fits '02-'11 VRSC™ (except VRSCF and VRSCR), '15-later XG, '08-later XL, '08-'17 Dyna®, '07-later Softail® (except Springer™, FLSTNSE, FXCW, FXCWC, FXSB, FXSBSE, FXSE, FXST-Aus, and FXSTD) and '08-later Touring (except '23-later FLHXSE and FLTRXSE and '24-later FLHX, FLTRX and FLTRXSTSE) and Trike models. '18-later FLDE, FLFB, FLFBS, FLHC, FLHCS, FLSB, FLSL, FXBB, FXBR, FXBRS, FXLR and FXST models require separate purchase of Front Axle Adapter Kit P/N 43000090. '22-later FXLRST, '20-later FXLRS, '19-later FXDRS and '18-later FXFB and FXFBS models require separate purchase of Front Axle Adapter Kit P/N 43000159.

A. DOMINION™ COLLECTION FRONT AXLE NUT COVERS

Express your bold, renegade attitude. The machined aluminum Dominion™ Collection Front Axle Nut Covers add style to the front of the bike and are the perfect complement to other Dominion Collection accessories.

43000124 Gloss Black.

B. MACHINE CUT FRONT AXLE NUT COVERS

Add some edgy custom detail to the front end and express big attitude with contrasting style.

43000212 Black Machine Cut.

C. CHROME FRONT AXLE NUT COVERS

44117-07A Die-cast.

44116-07A Billet.

D. GLOSS BLACK FRONT AXLE NUT COVERS

43000026 Die-cast.

43428-09 Billet.

E. ALUMINATOR® FRONT AXLE NUT COVERS

Chrome-plated billet aluminum axle covers feature a classic Bar & Shield logo insert. Includes all necessary mounting hardware for easy installation.

44114-07



A. DOMINION FRONT AXLE NUT COVERS – GLOSS BLACK



F. H-D MOTOR CO. LOGO FRONT AXLE NUT COVERS – GLOSS BLACK



G. H-D MOTOR CO. LOGO FRONT AXLE NUT COVERS – CHROME



B. MACHINE CUT FRONT AXLE NUT COVERS



C. CHROME FRONT AXLE NUT COVERS



H. WILLIE G SKULL FRONT AXLE NUT COVERS – GLOSS BLACK



H. WILLIE G SKULL FRONT AXLE NUT COVERS – CHROME



D. GLOSS BLACK FRONT AXLE NUT COVERS



E. ALUMINATOR FRONT AXLE NUT COVERS



I. CHROME FRONT AXLE NUT COVERS



J. H-D MOTOR CO. LOGO FRONT AXLE NUT COVERS

TOURING & TRIKE 251

Front Axle Nut Covers

FRONT AXLE NUT COVERS

Fits '02-'11 VRSC™ (except VRSCF and VRSCR), '15-later XG, '08-later XL, '08-'17 Dyna®, '07-later Softail® (except Springer™, FLSTNSE, FXCW, FXCWC, FXSB, FXSBSE, FXSE, FXST-Aus, and FXSTD) and '08-later Touring (except '23-later FLHXSE and FLTRXSE and '24-later FLHX, FLTRX and FLTRXSTSE) and Trike models. '18-later FLDE, FLFB, FLFBS, FLHC, FLHCS, FLSB, FLSL, FXBB, FXBR, FXBRS, FXLR and FXST models require separate purchase of Front Axle Adapter Kit P/N 43000090. '22-later FXLRST, '20-later FXLRS, '19-later FXDRS and '18-later FXFB and FXFBS models require separate purchase of Front Axle Adapter Kit P/N 43000159.

F. H-D MOTOR CO. LOGO FRONT AXLE NUT COVERS – GLOSS BLACK

Cover the front axle in style. Drenched in gloss black and trimmed with deep cut, silver-filled Harley-Davidson Motor Co. lettering, these Axle Nut Covers are an aggressive twist on a classic style. The covers look great with Original Equipment satin-finish fork sliders or are the perfect finishing touch to complete a blacked-out front or rear end. These easy-to-install kits include all necessary mounting hardware. Sold in pairs.

43000177 Gloss Black.

G. H-D MOTOR CO. LOGO FRONT AXLE NUT COVERS – CHROME

Die-cast, chrome-plated covers feature the Harley-Davidson Motor Co. logo in black. Includes Allen®-head set screws and wrench for easy installation.

44148-07A

H. WILLIE G SKULL FRONT AXLE NUT COVERS

Penned at the hand of Willie G, the famous Skull Collection adds a little attitude to your ride. Completely drenched in black or chrome with black filled accents, the raised skull and surrounding Harley-Davidson Motorcycle script adds a subtle ominous touch to your ride. The Axle Nut Covers are easy to install and include all necessary mounting hardware. Sold in pairs.

43000096 Black.

43163-08A Chrome.

I. CHROME FRONT AXLE NUT COVERS

Fits '04-'07 Dyna (except '07 FXDSE and '04-'05 FXDWG) and '00-'07 Touring models.

43062-04 Chrome – Die-cast.

43061-04 Chrome – Billet.

Fits '88-'07 XL, '91-'03 FXD, FXDX, FXDXT, FXDL, FXDS-CONV, '93-'05 FXDWG, '88-'07 FXR, '87-later FLXR, FXRS-SP and FXWG, '84-'06 Softail (except Springer and FXSTD) and '80-'99 Touring models.

43899-86A Chrome – Die-cast.

J. H-D MOTOR CO. LOGO FRONT AXLE NUT COVERS

43063-04

Fits '04-'07 Dyna (except '07 FXDSE and '04-'05 FXDWG) and '00-'07 Touring models.

43864-96

Fits '88-'07 XL, '91-'03 FXD, FXDX, FXDXT, FXDL, FXDS-CONV, '93-'05 FXDWG, '88-'07 FXR, '87-later FLXR, FXRS-SP and FXWG, '84-'06 Softail (except Springer and FXSTD) and '80-'99 Touring models.

252 TOURING & TRIKE

Chassis Trim

A. OIL COOLER COVER

Dress the Touring oil cooler in style. This Oil Cooler Cover is designed to hug the contours of the cooler body and does not interfere with the engine guard or voltage regulator. The forward-facing mesh screen adds a custom touch, and protects the oil cooler fins from road debris without disturbing the airflow across the surface. Available in your choice of chrome or gloss black finish, the easy-to-install cover kit includes all required mounting hardware.

Fits '17-later FLHR, FLHRC, FLHT, FLHX, FLHXS, FLHXST, FLTRX, FLTRXS and FLTRXST models. Does not fit models equipped with fairing lowers. Does not fit with Fan-Assisted Oil Cooler P/N 62700204 or Bolt-On Oil Cooler Fan P/N 26800195. Does not fit '24-later FLHX and FLTRX models.

25700633	Chrome.
25700634	Gloss Black.

Fits '11-'16 Touring and Trike models (except models equipped with Twin-Cooled™ engines).

63121-11A

B. FORGED CARBON FIBER CONSOLE

Forged Carbon Fiber accessories are lightweight and give your bike an exciting new performance look. Each component is formed of chopped carbon fibers infused with resin in a compression mold under high pressure. There is no distinct pattern as the fibers are oriented entirely randomly, so each finished Forged Carbon Fiber part is unique. Complements other lightweight Forged Carbon Fiber accessories, including Screamin' Eagle® Extreme Flow Titanium Slip-On Mufflers.

70901157

Fits '23-later FLHXSE and FLTRXSE, and '24-later FLHX, FLTRX, and FLTRXSTSE models.

C. FORGED CARBON FIBER SEAT COWL

Forged Carbon Fiber accessories are lightweight and give your bike an exciting new performance look. Each component is formed of chopped carbon fibers infused with resin in a compression mold under high pressure. There is no distinct pattern as the fibers are oriented entirely randomly, so each finished Forged Carbon Fiber part is unique. Complements other lightweight Forged Carbon Fiber accessories, including Screamin' Eagle® Extreme Flow Titanium Slip-On Mufflers. For use with solo seat configurations (or pillion removal required).

61301374

Fits '23-later FLHXSE and FLTRXSE, and '24-later FLHX, FLTRX, and FLTRXSTSE models.



A. OIL COOLER COVER – CHROME



A. OIL COOLER COVER – GLOSS BLACK



B. FORGED CARBON FIBER CONSOLE



C. FORGED CARBON FIBER SEAT COWL



D. CUSTOM REAR FENDER SYSTEM – WITH CUSTOM VIVID BLACK PAINT – '14-LATER DOMESTIC MODELS



E. FORGED CARBON FIBER FRONT FENDER

TOURING & TRIKE 253

Custom Bagger – Bodywork

D. CUSTOM REAR FENDER SYSTEM – PRIMED

This custom rear fascia and fender kit keeps the back of your bike clean, classy and simple. Originally featured on CVO™ Touring models, this kit smoothly blends the shape of the rear fender into the saddlebags and hides the saddlebag mounting structure.

Fits '14-later Touring models (except FLHRC and CVO™, and '24-later FLHX and FLTRX models). Does not fit models equipped with Saddlebag Guard Rails P/N 9020056, 90201902 or 90201903. Requires Separate purchase of Rear Tail Light P/N 67801090 (U.S. Domestic) or 67801091 (HDI). Does not fit Canada models.

59500246A

Domestic and HDI (except Canada).

Fits '14-later Canadian Touring models (except FLHT, FLHRC and CVO™, and '24-later FLHX and FLTRX models). Does not fit models equipped with Saddlebag Guard Rails P/N 90200561, 90201902 or 90201903.

59500245A

Canada.

E. FORGED CARBON FIBER FRONT FENDER

Forged Carbon Fiber accessories are lightweight and give your bike an exciting new performance look. Each component is formed of chopped carbon fibers infused with resin in a compression mold under high pressure. There is no distinct pattern as the fibers are oriented entirely randomly, so each finished Forged Carbon Fiber part is unique. Complements other lightweight Forged Carbon Fiber accessories, including Screamin' Eagle® Extreme Flow Titanium Slip-On Mufflers.

58900630

Fits '23-later FLHXSE and FLTRXSE, and '24-later FLHX, FLTRX, and FLTRXSTSE models.

254 TOURING & TRIKE

Headlamp & Fender Trim

A. STREET GLIDE® FRONT BULLET TURN SIGNAL MOUNT KIT – GLOSS BLACK

Complement the lean, stripped-down look of your Street Glide® model. Manufactured from Original Equipment components, these rich gloss black Turn Signal Mounts replace the factory-installed chrome mounts to complete the blacked-out look. The brackets serve as stylized mounting points for the Original Equipment or accessory LED bullet turn signals, and conceal the wiring for a clean, custom appearance. Kit includes left and right mounting bracket.

67800706
Fits '14-later FLHX, FLHXS and FLHXSE models. Does not fit '23-later FLHXSE and '24-later FLHX models.

B. ROAD GLIDE® FRONT BULLET TURN SIGNAL MOUNTS – GLOSS BLACK

Complete the sinister look of your Road Glide® model. Manufactured from Original Equipment components, these rich gloss black Turn Signal Mounts replace the factory-installed chrome mounts, and continue the blacked-out look. The brackets serve as stylized mounting points for the Original Equipment or accessory LED bullet turn signals, and are the perfect complement to Gloss Black Fairing Support P/N 47200278, a gloss black engine guard and gloss black front end components. Kit includes right- and left-hand mounts.

67800707
Fits '15-later Road Glide and '23 FLTRKSEANV models. Does not fit '23-later FLTRXSE, '24-later FLTRX and FLTRXSTSE models.

C. AIR WING FRONT FENDER RAIL*

Shaped by the wind, this aerodynamic front fender rail features an inverted-wing tip and support rails that complement the sweeping lines of the fender. As a stylish replacement for the traditional rubber bumper and rails, the completed installation mirrors the design of the Original Equipment fender tip and spears. The hidden hardware adds to the clean, custom appearance. The mirror chrome surface and embossed Harley-Davidson lettering finishes the look.

59600022
Fits '14-later FLHTCU, FLHTCUL, FLHTK and FLHTKL models.

D. FL TOURING CLEAN FRONT FENDER

With no holes, this fender provides the starting point for customization. Offered in primed finish and ready to bolt onto existing brackets.

59045-00B
Fits '94-'13 FLHR and '89-'13 FLHT and FLT models.



A. STREET GLIDE FRONT BULLET TURN SIGNAL MOUNT KIT – GLOSS BLACK



B. ROAD GLIDE FRONT BULLET TURN SIGNAL MOUNTS – GLOSS BLACK



C. AIR WING FRONT FENDER RAIL



D. FL TOURING CLEAN FRONT FENDER



E. VOLTAGE REGULATOR COVER – CHROME ('09-'13 MODELS SHOWN)



G. OUTER FAIRING SKIRT – GLOSS BLACK



H. ROAD GLIDE FAIRING SUPPORT KIT – GLOSS BLACK



F. TIE-DOWN BRACKETS – CHROME



G. OUTER FAIRING SKIRT – '14-LATER MODELS



G. OUTER FAIRING SKIRT – '00-'13 MODELS



TOURING & TRIKE 255

Headlamp & Fender Trim

E. VOLTAGE REGULATOR COVER – CHROME

This chrome-plated steel cover features an open-faced design to allow airflow through the voltage regulator. Chrome-plated mounting hardware included.

74538-09
Fits '09-'13 Touring (except models with oil coolers). Will not fit models equipped with a sidcar.

74543-00
Fits '97-'08 Electra Glide®, Road Glide® and Road King® (except models with oil coolers). Will not fit '07-later models equipped with a sidcar.

F. TIE-DOWN BRACKETS – CHROME

Simplify the process of securing your bike to a trailer or bike lift. These stylish chrome Tie-Down Brackets mount cleanly to the front fork cover and offer a secure method to connect tie-down straps. Moving the tie-down point from the handlebar to the triple-tree area reduces wear on the handlebar bushings and ensures a consistent easy-to-access mounting point. Just add Harley-Davidson® Ratchet Straps and Soft Hooks and you're ready to go.

93500011
Fits '14-later Street Glide® models (except '23-later FLHXSE and 24-later FLHX). Does not fit Trike models.

93500006
Fits '02-'17 FLS, FLSS, FLSTC, FLSTF, FLSTFB and FLSTFBS, '95-later FLHR, FLHRC and FLHRXS, '95-'13 FLHT, FLHTC and FLHX, '10-'13 FLHTCU and FLHTK, '10-'12 FLHXSE and '09-'12 FLHTCUSE. FLS, FLSS, FLSTF, FLSTFB and FLSTFBS models without a windshield require separate purchase of Hardware Kit P/N 91800030.

G. OUTER FAIRING SKIRT – GLOSS BLACK

Add a sinister touch to your batwing fairing. This classic gloss black skirt replaces the Original Equipment chrome or color-matched trim below the headlamp. The black skirt visually slims the fairing, and is the ideal finishing element on a blacked-out bike. Manufactured from Original Equipment components for superior fit and finish.

57100227
Fits '14-later Electra Glide®, Street Glide® and Ultra Limited® models.

46559-03
Fits '00-'13 FLHT, FLHTC, FLHTCU, FLHTK and FLHX models. Does not fit Trike models.

H. ROAD GLIDE® FAIRING SUPPORT KIT – GLOSS BLACK

Take your Road Glide motorcycle in a different direction. Easy-to-install Fairing Mount replaces the Original Equipment chrome edition, and forms a seamless gloss black transition between a black engine guard and a dark color fairing. Kit includes gloss black left and right fairing support and matching engine guard clamps.

47200278
Fits '15-later Road Glide models. Does not fit '23-later FLTRXSE and '24-later FLTRX and FLTRXSTSE models.

49000274
Rushmore Road Glide Fairing Support Kit



***WARNING:** Fender rails are decorative items only. Do not strap anything to the rails. Adding any additional weight to the front fender could adversely affect vehicle handling, causing loss of control and death or serious injury.

256 TOURING & TRIKE

Fender Trim

A. FRONT FENDER TRIM

Add a sweeping dash of chrome to the front fender. Chrome-plated tapered spear features a stepped design that accentuates the flowing fender lines. Self-adhesive backing simplifies installation.

14100618
Fits '12-'16 FLD, '86-'17 FL Softail® (except FLSTSB), '18-later Softail FLDE, FLHC and FLHCS, '84-later Touring and Trike models.

B. BAR & SHIELD LOGO FRONT FENDER SPEAR

This chrome-plated trim spear adds a sweeping dash of chrome to the front fender. Featuring a raised Bar & Shield logo set against a textured black field, this self-adhesive medallion is easy to install.

91195-04 Large.
Fits '12-'16 FLD, '86-'17 FL Softail (except FLSTSB), '18-later Softail FLDE, FLHC and FLHCS, '84-later Touring and Trike models.

C. BAR & SHIELD FENDER TIP LENS KIT

Chrome-plated polycarbonate construction features translucent Bar & Shield emblems. The kit includes front and rear lenses. Front lens features an amber Bar & Shield, rear lens features a red Bar & Shield. Quick and easy installation.

59081-96 Front and Rear.
Fits '86-'17 FLSTC, '93-'96 FLSTN and '80-'08 FLHR, FLHS, FLHT and FLT models. (Does not fit Springer™, FLHRS or FLTR models.)

D. FENDER TIP LENS KIT WITH SKULL LOGO

This chrome-plated Fender Tip Lens Kit adds a little attitude to your ride. The kit features front and rear lenses with a translucent illuminated skull silhouette. The easy-to-install kit includes an amber front lens and red rear lens.

59651-01
Fits '86-later FLSTC, '93-'96 FLSTN and '80-'08 Electra Glide®, Tour Glide™ and Road King® models (except FLHRC and FLHRS).

E. H-D® CLASSIC FENDER TIP

Stock on Road King Classic models, these nostalgic-look fender tips are also available for other models. Replaces fender lamp assembly.

59002-98 Front.
Fits '80-'13 FL, '86-'08 FLSTC, '94-'13 FLHR and '09-'13 FLHTCUTG models.

59052-98 Rear.
Fits '80-'08 FL and FLHR models and '86-'99 FLSTC models. (Does not fit FLSTF and FLTR models.)



A. FRONT FENDER TRIM KIT



B. BAR & SHIELD LOGO FRONT FENDER SPEAR



F. FRONT FENDER SKIRT – CHROME



F. FRONT FENDER SKIRT – GLOSS BLACK



C. BAR & SHIELD FENDER TIP LENS



D. FENDER TIP LENS WITH SKULL LOGO



G. FENDER SKIRT MEDALLIONS
(BAR & SHIELD SHOWN)



G. FENDER SKIRT MEDALLIONS



E. H-D CLASSIC FENDER TIP



E. H-D CLASSIC FENDER TIP



H. WILLIE G SKULL FENDER SKIRT



I. ROAD KING CLASSIC FENDER SKIRT

TOURING & TRIKE 257

Fender Trim

F. FRONT FENDER SKIRT

Designed as an easy-to-install replacement for the Original Equipment fender trim, this formed steel fender skirt features four raised accent ribs that wrap around the rear to add depth and texture. Available in your choice of mirror-finished chrome or gloss black finishes, the skirt is the perfect complement to any styling direction. And for a distinctive look, the flat side panels are the perfect spot to place your choice of self-adhesive medallions (sold separately). Kit includes mounting hardware.

Fits '14-later Touring and Tri Glide® models with Original Equipment fender skirts.

61400312	Chrome.
61400311	Gloss Black.

G. FENDER SKIRT MEDALLIONS

Personalize your fender skirts or almost any flat surface. These heavy-weight cast three-dimensional medallions add a distinctive look to your ride, and complement other available Harley® accessory collections. Self-adhesive backing holds the medallion firmly in place. Medallions are approximately 1.5" diameter. Sold in pairs.

14100747	Bar & Shield.
14100748	Classic H-D.
14100749	Willie G Skull.

H. WILLIE G SKULL FENDER SKIRT

This decorative chrome-plated fender skirt is a direct replacement for stock fender skirt. Features a three-dimensional sculptured concho with skull design set off with black accents. Mounting hardware included.

59582-02A
Fits '06 FLST, '86-'08 FLSTC, '93-'96 FLSTN, '80-'13 Touring and '09-'13 Trike models equipped with Original Equipment fender skirt.

I. ROAD KING® CLASSIC FENDER SKIRT

The latest in the family of Road King-inspired accessories, this chrome-plated steel fender skirt features four raised accent ribs and a die-cast Road King® Classic medallion in chrome with black accents. Mounting hardware included.

59005-98
Fits '80-'13 Touring and '09-'13 Trike models equipped with Original Equipment fender skirt.

258 TOURING & TRIKE

Fairing Trim

A. GAUGE TRIM KIT – CHROME
A touch of chrome makes all the difference. These classic gauge bezels take just a few minutes to install, and add the beauty of chrome to your dash. Trim rings are formed to the gauge shapes and feature peel-and-stick adhesive backing for permanent installation. No back plate is required for installation. The 4-piece kit includes two large and two small gauge bezels.

61400451
Fits '14-later Electra Glide®, Street Glide®, Ultra Limited® and Tri-Glide Models. Fits with '18-later CVO™ backplate. Does not fit with Gauge Trim P/N 61400328. Does not fit '23-later FLHXSE and '24-later FLHX models.

B. RADIO TRIM BEZEL
This chrome faceplate trim accents the center section of the inner fairing and highlights the radio. Trim is formed to the radio surround and features peel-and-stick adhesive backing for simple, permanent installation.

61400201
Fits '14-later Electra Glide, Street Glide, Ultra Limited and Tri Glide® models.

C. INNER FAIRING TRIM KIT
Add a touch of luxury and style to your dash. This complete kit dresses the inner fairing by surrounding the radio faceplate and gauges with chrome. Package includes Bar & Shield Radio Faceplate, two 4.0" Speedo/Tach Gauge Bezels, four 2.0" Gauge Bezels, Radio and Gauge Faceplate Trim and two Front Speaker Trim Rings.

96396-09
Fits '06-'13 Electra Glide, Street Glide and Trike models equipped with the Advanced Audio System Radio.

D. CHROME INSTRUMENT BEZELS
A touch of chrome makes all the difference. These bezel covers take just seconds to install and add the beauty of chrome to your dash. Available to fit all the fairing-mount gauges, these easy-to-install, chrome-plated formed rings feature peel-and-stick adhesive backing for permanent installation.

1. 4" Chrome Gauge Bezel
74541-00
Fits Speedometer and Tachometer Gauges on '00-'22 XL, '00-'13 Dyna® (except FLD and FXDWG), '13-'17 FXSB, FXSBSE, and FXST-Aus, and '00-'13 Electra Glide, Street Glide, Road Glide® and Trike Models. Sold individually.

2. 2" Chrome Gauge Bezel
74550-92T
Fits Voltmeter, Oil Pressure, Air Temp and Fuel Gauge on '86-'13 Electra Glide, Street Glide, Road Glide and Trike models. Sold in pairs.

3. Chrome Indicator Lamp Bezel Cover
74562-98
Fits '96-'13 Electra Glide, Street Glide and Trike models.


4. Radio and Gauge Faceplate Trim
74612-06
Fits '96-'13 Electra Glide, Street Glide and Trike models.




A. GAUGE TRIM KIT – CHROME



B. RADIO TRIM BEZEL




C. INNER FAIRING TRIM KIT



D. CHROME INSTRUMENT BEZELS




E. INNER FAIRING TRIM KIT – ROAD GLIDE



F. RADIO TRIM BEZEL – ROAD GLIDE



G. INNER FAIRING TRIM – CARBON FIBER DESIGN



TOURING & TRIKE 259

Fairing Trim

E. INNER FAIRING TRIM KIT – ROAD GLIDE®
Add a touch of luxury and style to your dash. This complete kit dresses the inner fairing by surrounding the gauges, radio faceplate and front speakers with chrome. Self-adhesive bezels are easy to install, and add a brilliant finish to matte or gloss finish inner fairings. The 6-piece kit includes the Gauge Trim Kit, Radio Faceplate Trim and two Front Speaker Trim Rings.

61400296 6-Piece Kit.
Fits '15-later Road Glide® models (except FLTRUSE). Does not fit models equipped with Boom!™ Audio Fairing Speakers. Also fits '23-later FLTRT models. Does not fit '23-later FLTRXSE '24-later FLTRX and FLTRXSTSE models.

F. RADIO TRIM BEZEL – ROAD GLIDE
This chrome faceplate trim accents the center section of the inner fairing and highlights the radio. Trim is formed to the radio surround and feature peel-and-stick adhesive backing for simple, permanent installation.

61400298
Fits '15-later Road Glide® models. Also fits '23-later FLTRT models. Does not fit '23-later FLTRXSE, '24-later FLTRX and FLTRXSTSE models.

G. INNER FAIRING TRIM – CARBON FIBER DESIGN
Transform the look of the inner fairing with this easy-to-install fairing trim accents. These self-adhesive components add a contrasting look to the expanse of satin black or color-matched surface in front of you. The 5-piece kit includes media storage door trim, left panel trim and 3-piece switch panel trim. The Gauge Trim surrounds the instrument cluster for added depth and dimension.

Fits '14-later Electra Glide®, Street Glide®, Ultra Limited® and Tri Glide® models. Does not fit '23-later FLHXSE, '24-later FLHX, FLTRX and FLTRXSTSE models.

61400328	Gauge Trim.
61400334	5-Piece Trim.

260 TOURING & TRIKE

Fairing Trim

A. SPEAKER TRIM – CHROME

When it comes to style, this chrome-plated trim makes your speakers look as good as they sound. These bezels mount directly over the Original Equipment speaker grills, and add a subtle spot of chrome. Easy to install, the kit includes left and right speaker trim and required mounting supplies.

61400197 Front.
Fits '14-later Electra Glide®, Street Glide®, Ultra Limited® and Tri Glide® models with Original Equipment speakers. Does not fit FLHTKSE models or models equipped with Boom!™ Audio High Performance Speakers or Harley-Davidson® Audio Powered by Rockford Fosgate®.

61400194 Rear.
Fits '14-later FLHTCU, FLHTCUL, FLHTK, FLHTKL, FLTRU and FLHTCUTG models with Original Equipment Tour-Pak® speakers. Does not fit FLHTKSE, FLTRUSE or models equipped with Boom!™ Audio High Performance Speakers or Harley-Davidson® Audio Powered by Rockford Fosgate®.

74584-99 Rear.
Fits '98-'13 FLHTCU, FLHTK and FLHTCUTG models. Does not fit '12-'13 FLHTCUSE or models equipped with Boom! Audio High Performance Speakers.

B. FAIRING MOUNT MIRRORS – BLACK

Fairing Mount Mirrors offer a truly innovative look from the traditional handlebar-mounted mirrors. Mounting just inside the inner fairing, the molded plastic mirror housings complement the contours of the batwing fairing. They provide a wide range of adjustability and feature convex mirror glass that maximizes your field of view. The Bar & Shield logo is carefully laser-etched on each mirror glass. Kit includes necessary hardware, instructions and mounting template for easy installation.

56000076
Fits '14-later Electra Glide, Ultra Limited and Tri Glide models. Original Equipment on Street Glide models (except FLHTCUTG). Does not fit '23-later FLHXSE and '24-later FLHX models.

91945-98B
Fits '96-'13 Electra Glide and Trike models. Original equipment on Street Glide models.

C. FAIRING MOUNT MIRRORS – CHROME

Add a splash of chrome to the batwing inner fairing. These Fairing Mount Mirrors de-clutter the handlebar and add a contemporary aero style to your ride. The attractive chrome housing provides a custom look, and the convex mirror and wide range of adjustment maximizes your field of view. A direct bolt-on replacement for Original Equipment fairing mount mirrors, the kit includes the hardware and mounting template required for easy and accurate installation on many models.

56000077
Fits '14-later Electra Glide, Street Glide, Ultra Limited and Tri Glide models. Original Equipment on Street Glide models (except FLHTCUTG). Does not fit '23-later FLHXSE and '24-later FLHX models.

56000029
Fits '96-'13 Electra Glide, Street Glide and Trike models. Original Equipment on '12 FLHXSE models.

D. ILLUMINATED FAIRING MOUNT MIRROR COVERS – CHROME

Add auxiliary LED turn signals and a splash of chrome to the inner fairing. The perfect finishing touch to a fully dressed inner fairing, these chrome-plated mirror housings feature fast-acting amber LED turn signals at the outer edge. Side turn signals attract attention from the drivers around you, and the plug-in, no-splice design simplifies installation.

56000084
Fits '14-later Touring (except '23-later FLHXSE, FLTRXSE, '24-later FLHX, FLTRX and FLTRXSTSE) and Trike models with fairing-mount mirrors. Does not fit with Split Vision Fairing Mount Mirrors P/N 92085-10 or Tapered Fairing Mount Mirrors P/N 56000098A or 56000099A.



A. SPEAKER TRIM – FRONT
'14-LATER MODELS



A. SPEAKER TRIM – REAR
'14-LATER MODELS



B. FAIRING MOUNT MIRRORS – BLACK



C. FAIRING MOUNT MIRRORS – CHROME



D. ILLUMINATED FAIRING MOUNT MIRROR COVERS – CHROME



E. SWITCH PANEL ACCENT



F. FORK LOCK COVER – CLOSED



F. FORK LOCK COVER – OPEN



G. BULLSEYE CONSOLE NUT



H. GAUGE VISOR RING

TOURING & TRIKE 261

Fairing Trim

E. SWITCH PANEL ACCENT

Dress for success. This handsome trim element frames the ignition and flanking rocker switches in chrome. Simple to install with peel-and-stick adhesive, the kit also includes inserts to cover inactive switch openings. Complete the chrome look with optional Radio Trim P/N 74612-06 and Chrome Gauge Bezels.

61400001
Fits '96-'13 Electra Glide®, Street Glide® and Trike models.

F. FORK LOCK COVER

This chrome-plated aluminum die-cast cover finishes the look of the Road King® fork lock. The protective cover adds a finishing touch to the handlebar cover and the smooth domed lid flips up to provide access to the fork lock. Includes chrome-plated flush-mount hardware.

71790-05 Fits '94-later Road King® models.

G. BULLSEYE CONSOLE NUT

Replace your plain stock chrome acorn nut with this special chrome-plated Console Nut that features a machined Bullseye design highlighted with black accent rings.

94755-99
Fits '93-'03 FXDWG, '90-'95 and '00-'17 Softail® (except FLSTSB, FXCW, FXCWC, FXS, FXSB, FXSBSE, FXSE, FXST-AUS, FXSTD and '09-'17 FLS, FLSS and FLSTC) and '94-'07 Road King models.

H. GAUGE VISOR RING

A touch of chrome makes all the difference. These easy-to-install trim rings feature an integrated eyebrow visor to shield the gauge face from the sun's glare. Self-adhesive backing for secure mount.

74661-04 5" Gauge.
Fits '12-'17 FLD, '99-'08 FXDWG, '15-'17 FXDF, '99-'17 Softail (except FLSTFSE, FLSTNSE, FXCW, FXCWC, FXS, FXSB, FXSBSE, FXSE, FXST-Aus, FXSTD and models equipped with Chrome Console P/N 67575-04), '18-later FLSL, FLDE, FLHC and FLHCS and '99-'07 Road King models.

262 TOURING & TRIKE

Console Trim

A. GLOSS BLACK CONSOLE KIT

Lead the way to the dark side. This blacked-out Console Kit includes the major components required to change the chrome console to a dark custom look. Manufactured from Original Equipment components for superior fit and finish, the kit includes black console, gasket and hardware. Available for models with or without 7-pin DIN headset connector. Add your choice of Fuel Door (sold separately) to set your bike apart from the crowd.

Fits '08-later Electra Glide®, Street Glide®, Ultra Limited®, Road Glide® and Tri Glide® models with center fill tank. Does not fit '23-later FLHXSE and FLTRXSE and '24-later FLHX, FLTRX and FLTRXSTSE models.

70900463 Without CB Communications Port.

B. FUEL TANK CONSOLE DOOR – GLOSS BLACK

The gloss black fuel door is the perfect match for the Gloss Black Console Kit. The easy-to-install fuel door replaces the stock door, and reuses Original Equipment mounting hardware.

70900465A

Fits '08-later Electra Glide®, Street Glide®, Ultra Limited®, Road Glide® and Tri Glide® models with center fill tank. Does not fit '23-later FLHXSE and FLTRXSE and '24-later FLHX, FLTRX and FLTRXSTSE models.

C. PUSH-BUTTON FUEL TANK CONSOLE DOOR RELEASE

An added convenience you'll appreciate at fuel stops. This lockable replacement for your stock fuel tank console door lock allows the door to be opened without a key by depressing the center button of the lock. For basic security, it can be locked with any barrel key.

53842-00C

Fits '92-later Electra Glide, Street Glide, Ultra Limited, Tour Glide™, Road Glide and Tri Glide models with center fill tank (except FLHXSE, FLTRXSE, FLHX and FLTRX).

D. SMOOTH PUSH-BUTTON FUEL TANK CONSOLE DOOR RELEASE

Add stop-and-go speed at the gas pump. The smooth button replaces the lock for push-to-open convenience. No more digging in your pocket for the key. The large button is easy to operate while wearing gloves.

Fits '92-later Electra Glide, Street Glide, Ultra Limited, Tour Glide, Road Glide and Tri Glide models with center fill tank. Does not fit '23-later FLHXSE and FLTRXSE, '24-later FLHX, FLTRX and FLTRXSTSE models.

53919-04B Chrome.

90300096A Gloss Black.



A. GLOSS BLACK CONSOLE KIT
(70900463 SHOWN)
(SHOWN WITH BLACK FUEL DOOR)



A.



E. NUMBER ONE SKULL FUEL TANK
CONSOLE DOOR



F. RIDE FREE FUEL TANK CONSOLE DOOR



B. FUEL TANK CONSOLE DOOR –
GLOSS BLACK



C. PUSH-BUTTON FUEL TANK CONSOLE DOOR
RELEASE



G. WILLIE G SKULL FUEL TANK CONSOLE
DOOR – BLACK



H. WILLIE G SKULL FUEL TANK CONSOLE
DOOR – CHROME



D. SMOOTH PUSH-BUTTON FUEL TANK
CONSOLE DOOR RELEASE – GLOSS BLACK



D. SMOOTH PUSH-BUTTON FUEL TANK
CONSOLE DOOR RELEASE – CHROME



I. LIVE TO RIDE FUEL TANK CONSOLE DOOR –
CHROME



I. LIVE TO RIDE FUEL TANK CONSOLE DOOR –
GOLD

TOURING & TRIKE 263

Console Trim

E. NUMBER ONE SKULL FUEL TANK CONSOLE DOOR

The sinister Harley-Davidson #1 Skull logo dresses for a night on the town. This complete die-cast aluminum collection has been polished and chrome-plated to a brilliant shine, then finished with a contrasting black-filled Dark Custom Skull logo. These easy-to-install Fuel Doors replace the stock door, and reuse Original Equipment mounting hardware and lock.

62378-10A

Fits '08-later Electra Glide®, Street Glide®, Ultra Limited®, Road Glide® and Tri Glide® models with center fill tank. Does not fit '23-later FLHXSE and FLTRXSE, '24-later FLHX, FLTRX and FLTRXSTSE models.

F. RIDE FREE COLLECTION FUEL TANK CONSOLE DOOR

This collection celebrates our liberty to enjoy the freedom of the open road, and calls us all to explore, discover and unite with our love of motorcycling. Inspired by Willie G. Davidson's famous phrase, this collection continues in that tradition. Easy install in 30 minutes or less with no special tools needed. Reuses the Original Equipment mounting hardware and lock.

70900843

Fits '08-later Electra Glide®, Street Glide®, Ultra Limited®, Road Glide® and Tri Glide® models with center fill tank. Does not fit '23-later FLHXSE and FLTRXSE, '24-later FLHX, FLTRX and FLTRXSTSE models.

G. WILLIE G SKULL COLLECTION FUEL TANK CONSOLE DOOR – BLACK

Penned at the hand of Willie G, the famous Skull Collection makes a shift to the dark side. Completely drenched in matte black, the raised skull and surrounding Harley-Davidson Motorcycle script adds a subtle ominous touch to your ride. The matte finish easily coexists alongside gloss black or wrinkle black surfaces. These easy-to-install Fuel Doors replace the stock door, and reuse Original Equipment mounting hardware and lock.

61300794

Fits '08-later Electra Glide®, Street Glide®, Ultra Limited®, Road Glide® and Tri Glide® models with center fill tank. Does not fit '23-later FLHXSE and FLTRXSE, '24-later FLHX, FLTRX and FLTRXSTSE models.

H. WILLIE G SKULL FUEL TANK CONSOLE DOOR – CHROME

Add a little attitude to your ride. Styled to complement Harley-Davidson® Skull accessory items, the menacing raised skull with black-filled eyes leaps from a field of chrome. The surrounding Harley-Davidson Motorcycles script is the perfect finishing touch. These easy-to-install Fuel Doors replace the stock door, and reuse Original Equipment mounting hardware and lock.

61308-09A

Fits '08-later Electra Glide®, Street Glide®, Ultra Limited®, Road Glide® and Tri Glide® models with center fill tank. Does not fit '23-later FLHXSE and FLTRXSE, '24-later FLHX, FLTRX and FLTRXSTSE models.

61374-04

Fits '92-'07 Electra Glide, Tour Glide™ and Road Glide models with center fill tank.

I. LIVE TO RIDE FUEL TANK CONSOLE DOOR

Live to Ride, Ride to Live. It has become the motto of the Harley-Davidson nation, accompanying riders over millions of miles of travel. This collection is a tribute to that way of life. These easy-to-install Fuel Doors replace the stock door, and reuse Original Equipment mounting hardware and lock. Available in your choice of gold or chrome finish.

Fits '08-later Electra Glide®, Street Glide®, Ultra Limited®, Road Glide® and Tri Glide® models with center fill tank. Does not fit '23-later FLHXSE and FLTRXSE, '24-later FLHX, FLTRX and FLTRXSTSE models.

61335-09A Gold.

61300049A Chrome.

Fits '92-'07 Electra Glide, Tour Glide and Road Glide models with center fill tank.

61286-92T Gold.

264 TOURING & TRIKE

Tour-Pak® Trim

A. TOUR-PAK® HINGE AND LATCH KIT – GLOSS BLACK
Upgrade the appearance of your Tour-Pak® luggage. These Original Equipment-style hinges and latch are polished and finished in rich gloss black. The complete kit includes hinges, latch and all necessary hardware.

53000343
Fits '14-later Touring and Tri Glide® models equipped with Chopped or King Tour-Pak Luggage.

B. PREMIUM TOUR-PAK LATCHES
Styled to complement the Premium Tour-Pak Hinges, these die-cast latches provide a bold look to your ride. Designed to eliminate the traditional catch and clamp design, these latches make access to the Tour-Pak luggage easier than ever. Simply press down on the top of the lid to secure the latching mechanism. The self-aligning design positions the lid perfectly for no-fuss closure. A simple push of the button releases the lock and pops the lid open for convenience. Latches feature hidden hardware for a clean appearance and the front latch wraps around the Original Equipment lock for a custom touch. Kit includes front and rear latch and all mounting hardware.

Fits '06-'13 Touring and Trike models equipped with King or Ultra Tour-Pak Luggage. Does not fit with Leather, Razor-Pak or Chopped Tour-Pak Luggage. Does not fit models equipped with Tour-Pak Lock Covers P/N 53000217 or 53000218.

53000252	Chrome.
53000253	Gloss Black.

C. PREMIUM TOUR-PAK HINGES
Upgrade the appearance of your Tour-Pak luggage with billet-style premium hinges. Styled to complement the Original Equipment Tour-Pak latches, these hinges add a clean, bold look with no exposed hardware. Available in mirror chrome or gloss black finish, the complete kit includes two hinges and all necessary hardware. Drill is required to remove the factory installed hinge mounting rivets.

Fits '88-'13 Touring and Trike models equipped with Razor-Pak, Chopped or King Tour Pak luggage.

79211-08A	Chrome.
53000131	Gloss Black.

D. TOUR-PAK® REAR LIGHT TRIM
Add a custom touch to the Original Equipment Tour-Pak® carrier's rear lighting. This mirror chrome trim covers the satin black surface and adds a brilliant finishing touch to the rear of the bike. Self-adhesive mounting simplifies installation.

53000329
Fits '14-later FLHT, FLHTCU, FLHTCUL, FLHTK, FLHTKL, FLTRK, FLTRU, FLHTCUTG and models equipped with accessory King Tour-Pak and LED wrap-around tail lamp. Does not fit with Accent Rail P/N 53000229.

E. TOUR-PAK SIDE MARKER LIGHT TRIM
Add a custom touch to the Original Equipment Tour-Pak carrier's side lighting. Mirror chrome trim surrounds the side marker lights for a bit of flash and the self-adhesive backing simplifies installation. Kit includes left and right side trim.

53000330
Fits '14-later FLHTCU, FLHTCUL, FLHTK, FLHTKL, FLTRK, FLTRU and FLHTCUTG models with Original Equipment King Tour-Pak-mounted side lights. Also fits '14-later models equipped with accessory King Tour-Pak and Side Marker Light Kits P/N 54352-09 or 69494-06.



A. TOUR-PAK HINGE AND LATCH KIT – GLOSS BLACK



B. PREMIUM TOUR-PAK LATCHES – CHROME



B. PREMIUM TOUR-PAK LATCHES – GLOSS BLACK



C. PREMIUM TOUR-PAK HINGES – CHROME



C. PREMIUM TOUR-PAK HINGES – GLOSS BLACK



D. TOUR-PAK REAR LIGHT TRIM



E. TOUR-PAK SIDE MARKER LIGHT TRIM



F. TOUR-PAK LATCHES – GLOSS BLACK



G. EZ TOUR-PAK LID CATCH



H. TOUR-PAK LOCK COVER – CHROME



H. TOUR-PAK LOCK COVER – GLOSS BLACK



I. RETRACTABLE TOUR-PAK LID TETHER



J. RETRACTABLE TRUNK DOOR TETHER

TOURING & TRIKE 265

Tour-Pak® Trim

F. TOUR-PAK® LATCHES – GLOSS BLACK
Add a custom touch to your Tour-Pak® luggage. Styled to complement available gloss black Premium Tour-Pak Hinges, these Original Equipment-style latches are polished and finished in rich gloss black. The complete kit includes latches, hasps and all necessary hardware.

53000130
Fits '88-'13 Touring and Trike models equipped with Razor-Pak, Chopped or King Tour-Pak Luggage.

G. EZ TOUR-PAK LID CATCH
Add the convenience of a self-aligning Tour-Pak lid to your Touring bike. Simply close the lid and latch it down. This easy-to-install kit eliminates the need to shift the position of the lid because the latches line up perfectly every time.

53000195
Fits '85-'13 Touring and Trike models equipped with King, Ultra or Razor-Pak Tour-Pak Luggage. Does not fit Chopped, Leather or Sport Tour-Pak luggage.

H. TOUR-PAK LOCK COVER
This elegant die-cast cover with a Bar & Shield logo adds a custom touch to your Tour-Pak lock. Simply use your thumb to rotate the domed cover to expose the Original Equipment lock. A detent holds the cover in the open position and provides unhindered access for your key. Easy to install, the protective cover is held firmly in place by the Original Equipment lock and lock mounting hardware.

Fits '88-'13 Touring and Trike models equipped with King, Razor-Pak or Chopped Tour-Pak Luggage. Does not fit with Premium Tour-Pak Latches P/N 53000252 or 53000253.

53000217	Chrome.
53000218	Gloss Black.

I. RETRACTABLE TOUR-PAK LID TETHER
Add the convenience of a Retractable Tether to your Tour-Pak luggage. When extended to its full length, the strong cord holds the lid open at least 10° past vertical for improved stability and easy packing. Then the device automatically coils the tether cord inside the housing to eliminate pinched cords when closing the lid. The attractive housing with Bar & Shield logo attaches to the existing mounting points and replaces the Original Equipment cord.

54171-11
Fits '97-'13 Touring and Trike models equipped with a King, Ultra, Chopped or Razor-Pak Tour-Pak luggage. Will not fit Leather or Sport Tour-Pak luggage.

J. RETRACTABLE TRUNK DOOR TETHER
Add the convenience of a Retractable Tether to your Trike trunk door. The tethers easily mount to your trunk door and replace the stock support cords. When you open the trunk door, the tether smoothly deploys from the housing to support the door in the full open position. Then as you close the door, the device automatically coils the tether cord inside the housing to eliminate pinched cords. The attractive housing with Bar & Shield logo attaches to the existing mounting points. Sold in pairs.

53000237
Fits '11-later Tri Glide® models.

266 TOURING & TRIKE

Saddlebag Trim

A. SADDLEBAG LATCH AND HINGE KIT – GLOSS BLACK
Gloss Black Saddlebag Hinge Covers and finger-operated Latches are an easy way to give your Touring bike a unique monochrome look. These latches add a dark custom touch to the motorcycles’s profile, and complement almost any paint combination. Easy to install with Original Equipment hardware and reflectors.

90200914 Latch Lever and Hinge Cover Kit.
Fits '14-later Touring models (except '23-later FLHXSE, FLTRXSE, '24-later FLHX, FLTRX and FLTRXSTSE) equipped with hard saddlebags.

90201052 Latch Lever only.
Fits '14-later Touring models (except FLHXSE and FLTRXSE) equipped with hard saddlebags.

B. SADDLEBAG LATCH PLATE – VIVID BLACK
Saddlebag Latch Plates are an easy way to give your Touring bike a unique monochrome look. Available in Vivid Black, these latches add a splash of color to the motorcycle profile. Easy to install with Original Equipment hardware.

Fits '93-'13 Touring models equipped with Color-Matched Hard Saddlebags. HDI models require separate purchase of Reflectors P/N 59289-92 and 59290-92.

90853-06DH Right Side.

C. BILLET SADDLEBAG HINGE COVER KIT – EDGE CUT
Dress your saddlebags in style. Edge Cut Saddlebag Hinge Covers feature a rich black finish that is machined to expose the highlights of raw aluminum. The contrasting cut-back look makes a powerful visual statement, and works great with both traditional and contemporary customizing styles. These covers replace the Original Equipment covers, but retain the stock hinges and locks for easy installation. Kit includes left and right covers, mounting hardware and saddlebag-mounted red reflectors.

90200915
Fits '14-later Touring (except FLHRC, '23-later FLHXSE, FLTRXSE and '24-later FLHX, FLTRX and FLTRXSTSE) models equipped with hard saddlebags. HDI models require separate purchase of amber Reflector P/N 59289-92 and 59290-92.

D. BILLET SADDLEBAG HINGE COVER KIT – CHROME GROOVED
This sweep of chrome will set the tone for a very special Touring custom. Manufactured from billet aluminum, this polished and plated cover replaces the Original Equipment saddlebag hinge for a striking look. The grooved ball-milled design and curved leading and trailing edge add a feeling of forward motion, even while parked on Main Street. Kit includes chrome-plated mounting hardware and red saddlebag-mounted reflectors.

90201084
Fits '14-later Touring (except FLHRC, '23-later FLHXSE, FLTRXSE and '24-later FLHX, FLTRX and FLTRXSTSE) models equipped with hard saddlebags. HDI models require separate purchase of amber Reflector P/N 59289-92 and 59290-92.



A. SADDLEBAG LATCH AND HINGE KIT – GLOSS BLACK



A. SADDLEBAG LATCH AND HINGE KIT – GLOSS BLACK



A. SADDLEBAG LATCH AND HINGE KIT – GLOSS BLACK



B. SADDLEBAG LATCH PLATE – VIVID BLACK



C. BILLET SADDLEBAG HINGE COVER KIT – EDGE CUT



D. BILLET SADDLEBAG HINGE COVER KIT – CHROME GROOVED



E. FENDER SUPPORT KIT – GLOSS BLACK



F. SADDLEBAG FILLER STRIPS – BLACK



F. SADDLEBAG FILLER STRIPS – BLACK



F. SADDLEBAG FILLER STRIPS – CHROME, SLOTTED '95-'08 MODELS



G. LOWER BELT GUARD COVER – CHROME

TOURING & TRIKE 267

Chassis Trim – Rear End

E. FENDER SUPPORT KIT – GLOSS BLACK
Manufactured from Original Equipment components to ensure superior fit and finish, the gloss black Fender Support Kit replaces the Original Equipment cast and chrome fender support system and continues the dark look to the area between and behind the saddlebags. The ideal finishing touch for your blacked-out Touring bike, these covers are the perfect complement to the optional gloss black Passenger Sissy Bars, Luggage Racks, Tour-Pak® mounting racks and Docking Hardware Kits. Kit includes gloss black left and right supports and docking hardware slot fillers.

90201206
Fits '14-later Touring models.

F. SADDLEBAG FILLER STRIPS
For those who seek perfection, these kits fill in the gaps between the fender and the rear of the saddlebags, hiding the saddlebag mounting bracket. Choose between primed, highly polished chrome, or color-matched to your sheet metal and bags for a truly custom look.

Fits '14-later Touring (except FLHRXS, FLHX, FLHXS, FLTRX, FLHXSE, FLTRXS and FLTRXSE) models with hard saddlebags. Does not fit with accessory Saddlebag Guard Rails.

90200872DH Solid – Vivid Black.

G. LOWER BELT GUARD COVER – CHROME
Dress your lower belt guard in chrome. This polished and chrome-plated metal guard is formed to fit over the Original Equipment belt guard for easy installation.

60408-09
Fits '07-later Touring models.

268 TOURING & TRIKE

Tour-Pak® & Saddlebag Lighting

SIGNATURE LED REAR LIGHTING

Signature LED Rear Lighting delivers modern style and function that improves rider conspicuity to surrounding traffic. The light pipe around the perimeter diffuses light and is always illuminated as a running light for eye-catching visibility. LED Brake and Turn lights exceed the output of Original Equipment rear lighting. These lamps offer easy plug-and-play installation that requires no wiring splicing.

A. KEYSTONE LED RUN/BRAKE/TURN LAMP

Nestled in the fender strut opening, these Keystone LED lamps add stylish and practical lighting to the rear of the bike. When the bike is parked, the dark lamps fill the gap between the fender and saddlebags for a clean, uncluttered look. Lamps are mounted in a sealed housing that slips into the opening and are held in place with the saddlebag support hardware and an adhesive pad.

Fits '14-later FLHR, FLHTCU, FLHTCUL, FLHTK, FLHTKL, and FLTRU models.

67801080	Red Lens.
67801082	Smoked Lens.



A. KEYSTONE LED RUN/BRAKE/TURN LAMP - RED LENS



A. KEYSTONE LED RUN/BRAKE/TURN LAMP - SMOKED LENS



A. KEYSTONE LED RUN/BRAKE/TURN LAMP



B. SIGNATURE LED KING TOUR-PAK LUGGAGE RUN/BRAKE/TURN LAMP KIT



C. SIGNATURE LED KING TOUR-PAK® LUGGAGE CARRIER RUN/BRAKE/TURN LAMP KIT – RED LENS



D. SIGNATURE LED TOUR-PAK SIDE MARKER LIGHT KIT – RED LENS

TOURING & TRIKE 269

Tour-Pak® & Tour-Pak Lighting

B. SIGNATURE LED KING TOUR-PAK® LUGGAGE RUN/ BRAKE/TURN LAMP KIT

Signature LED Rear Lighting delivers modern style and function that improves rider conspicuity to surrounding traffic. The light pipe around the perimeter diffuses light and is always illuminated as a running light for eye-catching visibility. Sequential turn signal elements sweep outward from the center to grab the attention of other motorists and make the motorcycle more conspicuous. LED Brake and Turn lights exceed the output of Original Equipment rear lighting. Easy plug-and-play installation requires no wiring splicing.

67801541 Red Lens.
Fits '23-later FLHXSE and FLTRXSE, and '24-later FLHX, FLTRX, and FLTRXSTSE equipped with a King Tour-Pak.
Requires additional purchase of Electrical Connection Kit P/N 69203400.

C. SIGNATURE LED KING TOUR-PAK® LUGGAGE CARRIER RUN/BRAKE/TURN LAMP KIT

Sequential turn signal elements sweep outward from the center to grab the attention of other motorists and make the motorcycle more conspicuous. Offered with Smoked or Red lenses.

Fits '14-later Touring (except 23-later FLHXSE and FLTRXSE, and '24-later FLHX, FLTRX, and FLTRXSTSE) and Trike models equipped with King Tour-Pak® luggage carrier.

67801129	Red Lens.
67801128	Smoked Lens.

D. SIGNATURE LED TOUR-PAK SIDE MARKER LIGHT KIT

Replaces Original Equipment King Tour-Pak side marker lights with brilliant LED elements to complement LED Signature lighting to the rear of the motorcycle. Offered with Smoked or Red lenses.

Fits '14-later Touring and Trike models equipped with King Tour-Pak® luggage carrier.

68000312	Smoked Lens.
68000313	Red Lens.



***WARNING:** Disconnecting your DOT-required tail, brake and turn signal lighting could reduce your visibility to others and result in death or serious injury.



***WARNING:** Disconnecting your DOT-required tail, brake and turn signal lighting could reduce your visibility to others and result in death or serious injury.

270 TOURING & TRIKE

Rear Lighting

A. LIGHT BAR WITH LED BULLET TURN SIGNALS*
These Turn Signals feature fast-acting, extra-bright LEDs set in compact bullet-shaped die-cast housings. Available with red or smoked lenses, these lamps glow a bright red color when functioning as brake lamps, running lights and directional indicators. The kit includes the Rear Light Bar with integrated down-lighting for the license plate, bullet lamp housings and wiring. Installation does not require installation of a control box or load equalizer and the turn signals attach directly to existing wiring without cutting or splicing. These LED signals are the perfect match for the available LED Front Turn Signals. Meets DOT requirements.

Fits '17-later FLHRXS and '14-later FLHT, FLHX, FLHXS, FLTRX, and FLTRXS models with Original Equipment rear bullet stop/turn/tail light bar.

67800494	Black – Smoked Lens.
67800492	Chrome – Smoked Lens.

B. BULLET REAR LIGHT BAR – GLOSS BLACK*
Complete the blacked-out treatment of your custom Touring bike. This complete kit replaces the Original Equipment chrome bar and lamps with a sinister black edition for a minimalistic look. The kit includes the Rear Light Bar with integrated down-lighting for the license plate, bullet lamp housings and wiring.

Fits '10-later Street Glide®, '10-later Road Glide®, '17-later FLHRXS and '19-later FLHT models with Original Equipment rear bullet turn signal light bar. Does not fit '23-later FLHFB, FLHXSE, FLTRKSEANV and FLTRXSE and '24-later FLHX, FLTRX and FLTRXSTSE models.

67800483	Domestic.
67800484	International.


C. TRI-BAR LIGHT UPGRADE – AUXILIARY RUNNING LIGHT/BRAKE LIGHT*
Upgrade the Original Equipment Tri-Bar fender light from a single-mode running light to a dual-mode running and brake light. The three smoked light bands glow red in the running mode and increase in intensity when the brakes are applied.

68358-07A
Fits '06-'09 FLHX models.

67774-10
Fits '10-later FLHX and FLTRX models (except HDI models and '24-later FLHX and FLTRX).

D. REAR FENDER TIP LIGHT – AUXILIARY RUNNING LIGHT/BRAKE LIGHT*
Upgrade your Touring model's Original Equipment fender tip light from a single-mode running light to a dual-mode running and brake light. The brilliant lamp glows red in the running mode and increases in intensity when the brakes are applied. The available smoked or red lenses complement any styling direction. Easy plug-in connection to the Original Equipment wiring harness.

59685-10 Red Lens.
Fits '09-'16 FLHTC, FLHTCU, FLHTCUL, FLHTK, FLHTKL and '16 FLTRU models.

 ***WARNING:** Disconnecting your DOT-required tail, brake and turn signal lighting could reduce your visibility to others and result in death or serious injury.



A. LIGHT BAR WITH LED BULLET TURN SIGNALS – BLACK WITH SMOKED LENSES



A. LIGHT BAR WITH LED BULLET TURN SIGNALS – CHROME WITH SMOKED LENSES



B. BULLET REAR LIGHT BAR – GLOSS BLACK



C. TRI-BAR LIGHT UPGRADE – AUXILIARY RUNNING LIGHT/BRAKE LIGHT



D. REAR FENDER TIP LIGHT – AUXILIARY RUNNING LIGHT/BRAKE LIGHT



E. CURVED LICENSE PLATE FRAME – TOURING, CHROME



F. TOUR-PAK LUGGAGE AND SADDLEBAG INTERIOR LIGHT KIT – '14-LATER MODELS



F. TOUR-PAK LUGGAGE AND SADDLEBAG INTERIOR LIGHT KIT (68000151 SHOWN)



E. CURVED LICENSE PLATE FRAME – TOURING, GLOSS BLACK



G. TRUNK INTERIOR LIGHT KIT

TOURING & TRIKE 271

Rear Lighting

E. CURVED LICENSE PLATE FRAME – TOURING
Love the look of your bike but hate the appearance of your state-mandated license plate? This stylish Curved License Plate Frame is shaped to hug the contour of the rear fender. Designed to replace the Original Equipment black license plate bracket, installation requires no drilling or rewiring. The front frame cover conceals the plate's mounting holes and raw edges and the curved shape hides the unfinished rear side of the plate. Available in chrome or gloss black finish, the complete kit includes all required mounting hardware.

Fits '10-later FLHRXS and '10-'23 FLHX, FLHXS, FLHXST, FLTRX, FLTRXS, and FLTRXST models.

67900008	Chrome.
67900058	Gloss Black.


F. TOUR-PAK® LUGGAGE AND SADDLEBAG INTERIOR LIGHT KIT
Don't be left in the dark. This bright convenience lamp kit turns nighttime into day when you open your Tour-Pak® luggage or saddlebag. A brilliant white LED light pod mounts inside the Tour-Pak luggage to illuminate the interior and the two available LED light pods mount to the bottom of the Tour-Pak luggage to cast light inside the open saddlebags. Each LED light pod features a soft-touch micro switch for ease of activation and a 5-minute auto shutoff timer to prevent battery drain.

3-Light Tour-Pak & Saddlebag Light Kit
68000151
Fits '14-later Touring (except '23-later FLHXSE and '24-later FLHX) models equipped with rigid or detachable King Tour-Pak Luggage.

1-Light Tour-Pak Light Kit
68000152
Fits '14-later Touring (except '23-later FLHXSE and '24-later FLHX) models equipped with rigid or detachable King Tour-Pak Luggage.

G. TRUNK INTERIOR LIGHT KIT
Don't be left in the dark. This bright convenience lamp kit turns nighttime into day when you open your Trike's trunk. Two brilliant white LED light pods mount inside the trunk to illuminate the interior and the included contact switch turns the light on and off when you open and close the door. A 5-minute auto shut-off timer prevents battery drain. Kit includes wiring harness and installation hardware.

83946-11	Fits '09-later FLHTCUTG models.
-----------------	---------------------------------

 ***WARNING:** Disconnecting your DOT-required tail, brake and turn signal lighting could reduce your visibility to others and result in death or serious injury.

272 TOURING & TRIKE

Electrical Accessories

A. VEHICLE HOLD CONTROL UPGRADE KIT

- This kit enables the Vehicle Hold Control (VHC) feature, which applies and holds brake pressure when activated and prevents the motorcycle from rolling after the rider has released the brake controls. The primary function of VHC is to prevent the motorcycle from rolling when it is stopped and make it easier to ride away with confidence by minimizing the number of controls needed to pull away smoothly.
- Adds VHC to models equipped with Rider Safety Enhancements by Harley-Davidson (formerly known as RDRS)
 - Prevents the motorcycle from rolling when it is stopped, for example at a stop sign on a hill, in stop-and-go traffic on a slope, or on a steep decline out of a parking structure
 - The system applies brake pressure from the time the rider has released the brake controls until the rider actuates the throttle and clutch to pull away
 - VHC is engaged and disengaged automatically, making it easier to maneuver the bike confidently
 - VHC is not intended as a substitute for a parking brake in any situation

69203477
Fits '20-later Touring models equipped with Rider Safety Enhancements by Harley-Davidson (formerly known as RDRS) and '24-later FLHX, FLTRX, and FLTRXSTSE. Stock on '23-later FLHXSE and FLTRXSE. For use with DOM, CAL, CAN, JPN, JP2, and CHN configurations only.

B. AUXILIARY POWER PORT – HANDLEBAR MOUNT


Power your cell phone, GPS, portable music player or tire inflator from this handy 12-volt power port. The elegant cast housing features a conventional style power outlet that accepts most 12V automotive power adapter plugs and a pop-top cover to protect the port while not in use.

Fits '15-'20 XG, '14-'22 XL, '12-'17 Dyna®, '11-later Softail® (except FXDRS, and FXFB and FXFBS models with stock tapered bars), '14-later Road King®, and models with either 1" or 7/8" diameter handlebars. '17-later Road King® requires separate purchase of Electrical Connection Kit P/N 69201599A. '18-later Softail® models require separate purchase or Electrical Connection Kit P/N 69201750.

69200971	Chrome.
69200970	Black.

Fits '12-'17 Dyna, '11-later Softail (except FXDRS, and FXFB and FXFBS models with stock tapered bars), and '14-later Road King models with 1-1/4" diameter handlebars. '17-later Road King requires separate purchase of Electrical Connection Kit P/N 69201599A. '18-later Softail models require separate purchase of Electrical Connection Kit P/N 69201750.

69200855	Chrome.
69200854	Black.



A. VEHICLE HOLD CONTROL UPGRADE KIT



C. USB CHARGING ADAPTOR



B. AUXILIARY POWER PORT – HANDLEBAR MOUNT, CHROME



D. AUXILIARY POWER PORT – TOUR-PAK MOUNT



B. AUXILIARY POWER PORT – HANDLEBAR MOUNT, BLACK



E. AUXILIARY POWER PORT – SADDLEBAG MOUNT



TOURING & TRIKE 273

Electrical Accessories

C. USB CHARGING ADAPTOR

Charge your cell phone, MP3 players and other hand-held devices while on the road. Compact Adaptor plugs into standard or accessory 12-volt power ports, and provides a standard USB-style outlet that accepts many phone and music player power cords.

69200357
For use with Original Equipment or accessory 12V Auxiliary Power Port. Does not fit Electric Vehicles.

AUXILIARY POWER PORTS

Power your cell phone, GPS, portable music player or tire inflator from this handy 12-volt power port. The conventional style power outlet accepts most 12V automotive power adapter plugs, and features a pop-top cover to protect the port while not in use.

D. AUXILIARY POWER PORT – TOUR-PAK® MOUNT

Easy-access power port mounts to the wall of the Tour-Pak® luggage, allowing you to recharge music players and cell phones in a secure locked location.

69200826
Fits '14-later FLHTCU, FLHTCUL and FLHTCUTG models. Original Equipment on FLHTK, FLHTKL, FLTRK, and FLHTCUTGSE models.

91671-10
Fits '06-'13 FLHTC and FLTRU, '96-'13 FLHTCU and '09-'13 FLHTCUTG models. Also fits '06-'13 Touring models with accessory King Tour-Pak luggage and '98-'13 Touring models with Tour-Pak mounted rear speaker pods. Not for use with Accessory Fitted Liners or Premier Liner.

E. AUXILIARY POWER PORT – SADDLEBAG MOUNT

This convenient power port mounts to the inside wall of the saddlebag, allowing you to charge cell phones and music players in an out-of-sight location. Power port features a quick-disconnect plug for use with detachable saddlebags.

69200091
Fits models equipped with 12-volt battery (except FXDRS, VRSC™, XG models, '23-later FLHXSE and FLTRXSE, and '24-later FLHX, FLTRX, and FLTRXSTSE or with Throw-Over or Swingarm Bags). Not for use with accessory Fitted Liners or Premier Liner. Requires separate purchase of Battery Charging Harness P/N 94624-97B, if not already equipped.

274 TOURING & TRIKE

Electrical Accessories

A. AUXILIARY POWER SWITCH KIT – FAIRING MOUNT

Styled to match the Original Equipment fairing dash panel switches. These Auxiliary Power switches allow you to control additional fog lamps, auxiliary lighting, heated gear or electrical accessories with the touch of a finger. Kit includes two auxiliary switches, wire harnesses and installation hardware.

71400129
Fits '17-later Electra Glide®, Street Glide®, Road Glide®, Ultra Limited® and Tri Glide® (except '24-later FLHX, FLTRX and FLTRXST) models. Does not fit CVO™ models.

71400106
Fits '14-'16 Electra Glide, Ultra Limited, Road Glide Ultra and Tri Glide models.

71400105
Fits '14-'16 Road Glide, Street Glide and Ultra Limited models. Includes dash switch assembly mount.



A. AUXILIARY POWER SWITCH KIT – FAIRING MOUNT (71400129 SHOWN)



B. ELECTRICAL CONNECTION UPDATE KIT – TOURING

Harness plugs into accessory connector to provide 12-volt power leads. Required to install Heated Grips, XM Radio, Cruiser Amp & Speaker Systems, zūmo® GPS, Digital Oil Pressure Gauge, Garage Door Opener Kits, Heated Seats, decorative lighting or other electrical accessories.

69201599A
Fits '18-later Softail models and '17-later Touring (except '23-later FLHXSE, FLTRXSE, '24-later FLHX, FLTRX and FLTRXSTSE) and Trike as a mid-bike connector (near the seat).

69200722
Fits '14-'16 Touring and Trike models.



A. AUXILIARY POWER SWITCH KIT – FAIRING MOUNT (71400105 SHOWN)



C. SWITCHED CIRCUIT ADAPTER HARNESS

This harness allows two accessories to be connected to the switched accessory circuit featured on '94-later Touring models. You then may switch two accessories on or off simultaneously as required.

70264-94A
Fits '94-later Touring and Trike models. Required on '14-later Touring and Trike models when connecting multiple powered accessories using Electrical Connection Kit P/N 69200722, 71400129, or 69201599A.

69201706
Fits '18-later Softail® and '17-later Touring (except '23-later FLHXSE, FLTRXSE, '24-later FLHX, FLTRX and FLTRXSTSE) and Trike models. Required when connecting the CoolFlow™ Fan and another powered accessory using Electrical Connection Kit P/N 69201599A.

Also available:
ELECTRICAL ACCESSORY ADAPTER
Harness accommodates the addition of multiple electrical accessories to the main battery power circuit on specified models.


70270-04A
Fits '07-'17 VRSC™, '04-'13 XL and XR, '04-'11 Dyna®, '04-'10 Softail and '04-'13 Touring models. Also fits '14-later Touring and Trike models when equipped with a third or fourth pair of Boom!™ Audio Stage II speakers.



B. ELECTRICAL CONNECTION UPDATE KIT – TOURING (69201599A SHOWN)



B. ELECTRICAL CONNECTION UPDATE KIT – TOURING (69200722 SHOWN)



C. SWITCHED CIRCUIT ADAPTER HARNESS & ELECTRICAL ACCESSORY ADAPTER



D. 54-AMP HIGH OUTPUT CHARGING SYSTEM



E. 45-AMP CHARGING SYSTEM FOR ELECTRA GLIDE MODELS



F. VOLTAGE REGULATOR – CHROME TOURING

TOURING & TRIKE 275

Electrical Accessories

D. 54-AMP HIGH OUTPUT CHARGING SYSTEM

The Harley-Davidson® High Output Charging System is engineered to provide 30% more power than the stock system at idle. With 54 amps of output at 4000 rpm, accessories will operate at their peak performance – no more dimming lights, reduced audio performance or under-performing heated gear. This is a recommended installation anytime a multi-amp audio system is installed on the vehicle in order to achieve the full capability of your audio system. It is also recommended when installing heated seats, heated gear and other higher-draw powered accessories.

Stock on select CVO™ Touring models, the complete kit includes high performance rotor, stator, voltage regulator and all gaskets and hardware required for installation.

29900028A
Fits '11-'16 Touring, '10-'16 CVO Touring and '09-'16 Trike models. Stock on '14-'16 FLHTKSE, FLHXSE and FLTRUSE.

E. 45-AMP CHARGING SYSTEM FOR ELECTRA GLIDE® MODELS

Standard equipment on H-D® Touring-style Police motorcycles, this high-output charging system knows how to work for a living. Add more electronics – including lights – on your Electra Glide® model without worrying about whether you've got the juice to back it up.

29999-97B Fits '99-'05 FLHT models.

Also available: (not shown)
32-AMP HIGH-OUTPUT ALTERNATOR KIT
Stock on all '89-later carbureted 1340 models. 50% increase in amperage for the heavily accessorized motorcycle.

29985-87
Fits '84-'88 FLT, FLHT, and FXR (wet clutch) models. (Will not fit '84-'88 Softail®.) Stock on all '89-'95 and some '96-'97 Evolution® 1340-equipped models.

F. VOLTAGE REGULATOR – CHROME

Original Equipment voltage regulators with a sparkling triple-plated chrome finish. Hand-buffed, then copper-, nickel- and chrome-plated, these brilliant chrome-plated regulators are the perfect highlight for any Harley-Davidson® motorcycle.

74622-09
Fits '09-'16 Touring and Trike models (except '14-later FLHRSE and FLHTKSE and '15-later FLHXSE and FLTRUSE).

74622-06 Fits '06-'08 Touring models.

276 TOURING & TRIKE

Chassis Trim – Trike

A. WHEEL CENTER COVER KIT

These chrome-plated hubcaps add style and depth to the Trike’s rear wheels. The snap-fit covers have no visible fasteners for a clean, custom look.

83841-09
Fits '09-later FLHTCUTG, '10-'11 FLHXXX, '15-later FLRT and '23-later FLTRT models. Installation on Original Equipment wheel requires removal of wheel and factory center medallion.

B. EXHAUST TRIM

This chrome-plated accent piece trims the exhaust openings in the trunk fascia and adds a touch of brightwork to the rear of the bike. Easy to install with no visible fasteners, the formed steel trim features pre-applied high-temp adhesive backing for a clean, uncluttered look.

83843-09
Fits '14-later Tri Glide® models. Does not fit CVO™ Tri Glide models. Will not fit with Illuminated Fascia Accent Trim P/N 68000129

C. TRIKE MUD FLAPS – TRI GLIDE LOGO

Custom-fit Mud Flaps protect the sides of your Trike’s trunk box from spray and road debris and keep the finish clean and free of mud and tar buildup. Custom molded for a perfect fit, these matte black mud flaps feature a raised light gray Tri Glide script logo. Kit includes left and right mud flap, reinforcing brackets and mounting hardware.

59600018
Fits '09-later FLHTCUTG and '10-'11 FLHXXX models.

D. TRUNK GUARD

Unique rear guard wraps around the bodywork to protect your finish from damage. Lightweight steel tubing incorporates high-quality welded joints and is hand-polished and chrome-plated for a brilliant finish. Kit includes all necessary mounting hardware for bolt-on installation.

83825-09B
Fits '09-later FLHTCUTG and '10-'11 FLHXXX models.
49000069 Chrome.
Fits '15-later FLRT and '23-later FLTRT models.

E. ILLUMINATED FASCIA ACCENT TRIM*

Sweeping chrome trim dresses the trunk fascia for a distinctive yet functional look. The inset LED light bar glows as a running lamp when the ignition is on and functions as an auxiliary red lamp when the brakes are applied. Available with smoked or red LED lens to match your customizing direction. Can be installed on models equipped with Trunk Guard.

68000129 Red Lens.
Fits '14-later Tri Glide models. Does not fit CVO Tri Glide models. Will not fit with Exhaust Trim P/N 83843-09.



A. WHEEL CENTER COVER KIT



B. EXHAUST TRIM



C. TRIKE MUD FLAPS – TRI GLIDE LOGO



D. TRUNK GUARD – TRI GLIDE



D. TRUNK GUARD – FREEWHEELER – CHROME



E. ILLUMINATED FASCIA ACCENT TRIM – RED LENS



F. TRANSPARENT PAINT GUARD KITS –SADDLEBAG LID



F. TRANSPARENT PAINT GUARD KITS – SADDLEBAG LID '14-LATER MODELS



G. TRANSPARENT PAINT GUARD KITS – TOURING SIDE COVERS



H. TRANSPARENT PAINT GUARD KIT (83989-10A SHOWN)



H. TRANSPARENT PAINT GUARD KIT (11100125 SHOWN)



I. FAIRING BRA – BAT WING FAIRING (57000307 SHOWN)



I. FAIRING BRA – BAT WING FAIRING (57800-00 SHOWN)

TOURING & TRIKE 277

Paint Protection

TRANSPARENT PAINT GUARD KITS

This transparent skin is designed to protect your paint from bugs, boot scuffs and road debris. The crystal-clear material protects the paint without changing the overall look of your bike. And the optical properties of the material disguise minor scuffs and scratches. The application process is similar to that of tinted window film and the material can be removed and replaced when it is no longer cosmetically appealing. Scratches to paint can be expensive to repair but scratches to this film can be removed by applying a small amount of heat with a heat gun.

F. SADDLEBAG LID

11100311
Fits '24-later FLHX, FLTRX, and FLTRXSTSE. Does not fit with Saddlebag Lid Speakers. Not recommended for use on denim or aftermarket paint.

11100098
Fits '14-later Touring (except '23-later FLHXSE, FLTRXSE, '24-later FLHX and FLTRX) models with Color-Matched Hard Saddlebags. Does not fit models with leather-covered bags, or Boom!™ Audio Speaker Lids. Not recommended for use on denim or aftermarket paint.

G. TOURING SIDE COVERS

11100078
Fits '97-later Touring models. Not recommended for use on denim or aftermarket paint.

Also available
FRONT FENDER

11100080
Fits FLD, most FL Softail® (except Springer™), Touring, FLHTCUTG and FLHXXX models. Not recommended for use on denim or aftermarket paint.

H. TRANSPARENT PAINT GUARD KIT – TRIKE

This transparent skin is designed to protect parts of the Trike bodywork from boot scuffs and road debris. The crystal-clear material protects the area surrounding the passenger footboard and is pre-cut to fit the leading and inner surface of the rear fender, the fascia panel of the trunk and the side covers. Scratches in the material can be “healed” by applying a small amount of heat with a heat gun. The application process is similar to that of tinted window film and the material can be removed and replaced when it is no longer cosmetically appealing.

83989-10A
Fits '09-later FLHTCUTG and '10-'11 FLHXXX models. Not recommended for use on denim or aftermarket paint.

11100125
Fits '15-later FLRT models. Not recommended for use on denim or aftermarket paint.

I. FAIRING BRA – BATWING FAIRING

Offering a custom look and protection from the elements for your fairing, this Fairing Bra is made with non-abrasive, fleece-backed vinyl material and features a Bar & Shield logo. It is designed for easy installation and a custom fit.

57000307
Fits '14-later Electra Glide®, Street Glide® (except '23 FLHXSE and '24 Street Glide), Ultra Limited® and Tri Glide® models.

57800-00
Fits '96-'13 Electra Glide, Street Glide and Trike models. Requires separate purchase of Chrome Windshield Trim P/N 59213-96.












***WARNING:** Disconnecting your DOT-required tail, brake and turn signal lighting could reduce your visibility to others and result in death or serious injury.

SCREAMIN' EAGLE




STAGE UPGRADES: PATH TO PERFORMANCE


	START HERE	CHOOSE FROM BELOW		ADD EVEN MORE POWER	
STAGE	<div></div> <div><div>STAGE I</div><div>MOVE MORE AIR & FUEL</div><div>INTAKE + EXHAUST + TUNING UPGRADE = FOUNDATION FOR ALL FUTURE STAGES</div></div>	<div></div> <div><div>STAGE II</div><div>GIVE IT A LIFT</div><div>STAGE I + CAM UPGRADE</div></div>	<div></div> <div><div>STAGE III</div><div>PUMP UP THE VOLUME</div><div>STAGE II + BIG BORE CYLINDERS & PISTONS</div></div>	<div></div> <div><div>STAGE IV</div><div>TOP IT OFF</div><div>STAGE III + CYLINDER HEADS & THROTTLE BODY</div></div>	
BENEFITS	Ideal for riders who want to enhance the performance, look and sound of their motorcycle	<div>TORQUE KIT: Ideal for riders looking for instant passing power at cruising speeds</div> <div>POWER KIT: Ideal for riders who want to feel the power build and pull all the way to the redline</div>	Ideal for riders who want the largest engine displacement and increased power throughout the entire RPM range	Ideal for riders who want the absolute best Harley-Davidson® performance upgrade available	
BASICS	<ul style="list-style-type: none">Most cost-effective step to improve performance and the foundation for future performance upgradesMatch any Screamin' Eagle® high-flow air cleaner and exhaust with the proper ECM calibration to increase the airflow into and out of the engine	<ul style="list-style-type: none">Choose a TORQUE CAM or POWER CAM based on riding styleA performance cam increases both the lift in the valve train (pushing the valve open farther) and the duration of the valve opening (how long the valve stays open)	<ul style="list-style-type: none">An increase in engine displacement allows the engine to swallow more air and fuel, while a higher-compression piston squeezes the air and fuel into a more volatile mixture, generating more power when ignitedDisplacement increases are accomplished with larger cylinders, matching pistons and the proper cam upgrade	<ul style="list-style-type: none">Highest-level performance upgrade available to provide a maximum increase in displacement, compression and flowHigher-flowing CNC ported cylinder heads and larger bore throttle body increase the velocity and feed large volumes of air and fuel into the engine, which maximizes power on a larger displacement engineCombines ported cylinder heads and larger throttle body in combination with cylinders, matching pistons and proper cam upgrade	
PERFORMANCE	<div></div> <div>The rider will feel up to a 10%* increase in performance when compared to stock bikes throughout the entire RPM range</div>	<div></div> <div><ul style="list-style-type: none">TORQUE KIT: The rider will feel up to a 15%* increase in performance when compared to stock bikes in the low to mid RPM rangeExperience crisp throttle response and acceleration that can be felt at slower speeds, perfect for passing slow-moving vehicles without downshifting</div> <div></div> <div><ul style="list-style-type: none">POWER KIT: The rider will feel up to a 25%* increase in performance when compared to stock bikes in the mid to upper RPM rangeExperience an adrenaline-pumping burst of speed while heading toward the redline</div>	<div></div> <div><ul style="list-style-type: none">Riders will experience a performance increase throughout the entire RPM range, with up to a 35%* increase when compared to stock bikes in the mid to upper RPM rangeProduces instant passing power without downshiftingDelivers excellent stoplight to freeway speed and on-ramp acceleration</div>	<div></div> <div>The rider will feel exceptional acceleration, delivering significant gains and up to a 40%* increase when compared to stock bikes in the upper RPM range</div>	

AN OVERVIEW OF WARRANTY & CAUTION: Harley-Davidson has the engineering expertise, sophisticated dyno lab and complete testing facilities to provide enthusiasts with a line of performance products designed to produce good, solid, reliable horsepower and torque. Engine-related performance parts are intended for the experienced rider only.


WARRANTY: Installation of Screamin' Eagle® products and similar off road or competition products could impact your H-D™ motorcycle limited warranty claims. Specifically, Harley-Davidson may exclude motorcycle limited warranty coverage for defects or damage caused by use of unauthorized parts, including defects or damage caused by use of non-Genuine Harley-Davidson parts or use of the vehicle for racing or competition, and denial of coverage may be based on installation of parts designed for unauthorized uses of the vehicle, such as a trailer hitch. Additionally, Harley-Davidson shall exclude motorcycle limited warranty coverage and deny all motorcycle limited warranty claims for functional defects of powertrain components for any Harley-Davidson® motorcycle registered in the United States if the vehicle was tuned using a tuning product not covered by a California Air and Resources Board Executive Order or that was otherwise approved by the Environmental Protection Agency, or if Harley-Davidson or any authorized Harley-Davidson® dealer has any information to show that the vehicle was tuned using a tuning product not covered by a California Air and Resources Board Executive Order or that was otherwise approved by the Environmental Protection Agency.


CAUTION ICONS

 **GO LIGHT:** These Screamin' Eagle® products are 50-State U.S. EPA compliant for sale and use on all applicable vehicles, including those that are pollution controlled. See Genuine Motor Parts and Accessories or Screamin' Eagle Accessories catalog for fitment information. Screamin' Eagle Performance products are intended for the experienced rider only.

 **STOP HAND:** Harley-Davidson® motorcycles modified with some Screamin' Eagle® Performance products must not be used on public roads and, in some cases, may be restricted to closed-course competition. These performance parts are 49-state U.S. EPA compliant but are NOT compliant for sale or use in California on pollution-controlled motor vehicles. California guidelines on tampering can also lead to substantial fines and penalties. Screamin' Eagle® Performance products are intended for the experienced rider only.

CAUTION: Harley-Davidson motorcycles modified with some Screamin' Eagle high-performance engine parts must not be used on public roads and, in some cases, may be restricted to closed-course competition.

 **CALIFORNIA:** These Screamin' Eagle® products are street compliant for sale and use on specific vehicles, outlined in the product's fitment statement within the State of California. Screamin' Eagle Performance products are intended for the experienced rider only..

 **CROSS FLAGS:** This product may be intended for race use only applications. It may also be certified for use in a 50-State U.S. EPA compliant application or kit. Use of any incomplete combination of certified kit products may not be legal for sale or use on U.S. market pollution-controlled vehicles and may be restricted to closed course competition use. See Genuine Motor Parts and Accessories or Screamin' Eagle Accessories catalog for compliance, fitment and warranty information. Screamin' Eagle Performance products are intended for the experienced rider only.

DYNAMOMETER (DYNO) PERFORMANCE TESTING: Declared performance values in this catalog represent SAE J-1349 transient peak power output. Dynamometer settings, motorcycle condition, variation, climate and other factors can affect performance output, and results can vary from the performance values declared by Harley-Davidson.

Street-legal and/or street-compliant statements refer to product meeting 50-state emissions and noise standards in the United States. The street legal and/or street compliant statements may not apply to markets outside of the United States.

Not all products are available in all countries — please consult your dealer for details.

Stage upgrades retain the Motorcycle Original Equipment Manufacturer's Warranty.

*Dynamometer settings, motorcycle condition, variation, climate and other factors can affect performance output, and results can vary from the performance values declared by Harley-Davidson.

TUNING FOR PERFORMANCE

FIRST THINGS FIRST:

You've built your dream pavement-pounding machine by selecting one of the Screamin' Eagle® Stage upgrades.



STAGE I



STAGE II



STAGE III




STAGE IV

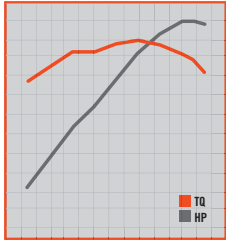
2 Next, the motorcycle Engine Control Module (ECM) needs to be recalibrated. Screamin' Eagle offers base calibrations specifically designed for the performance components on your bike.



3 Tuning adjusts the air-fuel ratio and other parameters based on your performance upgrades.



4 The end result? A properly tuned performance machine that gets the most out of your performance upgrades.



START HERE

PRO STREET TUNER*

- Offers base calibrations for your chosen Screamin' Eagle Stage upgrade
- Constantly monitors the engine operation in the Part-Throttle Cruising Range
- Enables manual adjustments to fine-tune parameters within part- and full-throttle ranges*

(*may not be available in all markets)

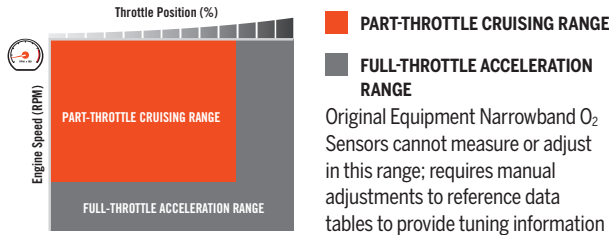


THE HOW

- 1 Load base calibration
- 2 All done; go ride or **manually** adjust with Dyno tuning or Smart Tune Live

THE WHAT

COMPLETE MOTORCYCLE OPERATING RANGE



THE BENEFIT

MANUAL ADJUSTMENT FOR
Maximum Performance + Optimal Efficiency
for your bike



WANT MORE?

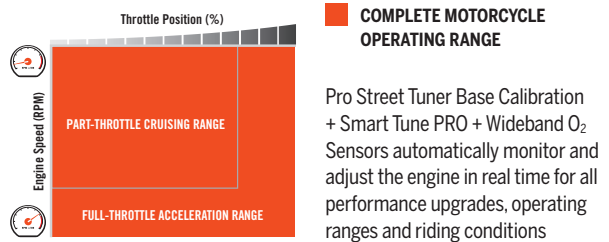
SMART TUNE PRO

- Uses the Pro Street Tuner base calibrations as a starting point
- Constantly monitors the engine operation and riding conditions in the Complete Motorcycle Operating Range
- Automatically adjusts tuning parameters in real time within the Complete Motorcycle Operating Range



- 1 Load base calibration from Pro Street Tuner.
- 2 Install Smart Tune PRO and Wideband O₂ Sensors onto motorcycle.
- 3 All done; go ride. Smart Tune PRO **automatically** does the rest!

COMPLETE MOTORCYCLE OPERATING RANGE



AUTOMATIC ADJUSTMENT FOR
Maximum Performance + Optimal Efficiency
+ Automatic Adjustment for your bike in all riding conditions and combinations of performance upgrades





A. SCREAMIN' EAGLE® PRO STREET TUNER

Next generation performance tuning made even easier. Now with a wireless and wired option, the new Screamin' Eagle Pro Street Tuner maximizes performance while being 49-state emissions compliant. The Screamin' Eagle® Pro Street Tuner is designed to simplify management of engine operating parameters as performance modifications are made. Once installed, the tuner allows you to adjust key parameters or simply upload the latest Engine Control Module (ECM) calibrations to match your bike's state-of-tune. Start with a high-flow air cleaner and Street Performance mufflers and upload the calibration that provides the best performance mix. Add additional Stage upgrades later, and you simply upload the proper ECM calibration to match the model and hardware. With the all-new Screamin' Eagle Street Tuner mobile app, you'll have free online access to the latest factory calibrations via your smartphone. Ideal for real-world street performance applications, the Pro Street Tuner provides the adjustability to account for bike-to-bike variation and when upgrading through various Stage kits, all while maintaining closed-loop fuel control for fuel economy in the part-throttle operating range. Unlike other aftermarket tuners, The Screamin' Eagle® Pro Street Tuner talks directly to your motorcycle's ECM and re-programs the motorcycle's operating system. The Pro Street Tuner discretely plugs into the bike's data port, so no splicing or under-seat hardware is required. The Screamin' Eagle® Pro Street Tuner does not impact your Harley-Davidson® factory warranty coverage.

•Tune through Bluetooth® using the Screamin' Eagle Street Tuner mobile app on your personal device. Screamin' Eagle maintains a vast calibration library to ensure your performance calibration is plug and play

•Features a guided Smart Tune process to enable quick navigation through the software, whether new to tuning or an experienced user

•Smart Tune Live, a dynamic method to track engine data by running vehicle through a range of RPM and throttle positions, reduces time to modify existing Volumetric Efficiency tables (works on models with factory installed O2 sensors only)

•Compatible with Screamin' Eagle Smart Tune Pro Automatic Tuning Module P/N 41000445A

•Stores run-time data, through phone's memory, that can be downloaded to PC or viewed using the mobile app, allowing you to view and evaluate the bike's air/fuel ratio, O2 sensor readings, engine speed and temperature, RPM and vehicle speed, throttle position, spark advance and much more. Detailed changes can be made via the Pro Street Tuner desktop application

•Adjustability to Spark Advance, Throttle Progressivity, and Volumetric Efficiency to custom tune the performance combination. Requires Desktop application and Y-Cable to fine tune areas of calibration

•New performance widgets and features available within the Mobile App (Engine Head Temp, Battery Voltage, Throttle Position, Engine Speed, Speedometer, Tachometer, Manifold Absolute Pressure, etc.) to view live engine data as you tune

•View and clear diagnostics functions

•Includes the Bluetooth® Communications Interface (BCI) module and unlimited access to the latest software updates and calibrations available from Screamin' Eagle

•Available Tuner Cable kit (P/N 41001142, sold separately) for computer connection for use in environments with poor Bluetooth connectivity, such as dyno rooms and to adjust specific parameters within calibrations

•49-State U.S. EPA compliant

41001141
For use with '21-later Softail®, Touring, and Trike models. Does not fit California models.

41001166
Fits '21-'22 Touring, '21-'22 Trike and '21-'22 (except '21-22 FXLRS and FXLRST) Softail California models only. Dealership installation only. Please see the What's New section of the Screamin' Eagle Street Tuner mobile app or PC software for the list of available calibrations.

SCREAMIN' EAGLE® PRO STREET TUNER - Y CABLE
Required to connect a Screamin' Eagle Pro Street Tuner (P/N 41001141, sold separately) with '21-Later models equipped with a Milwaukee-Eight® engine.
41001142
For use with '21-later Softail®, Touring, and Trike models and the Screamin' Eagle® Pro Street Tuner P/N 41001141. Does not fit California models.

Street legal and/or street compliant statements refer to product meeting 50-State emissions and noise standards in the United States. The street legal and/or street compliant statements may not apply to markets outside of the United States. Tuning parameters may not be available in all markets. Check your local dealership for more information.

Pro Street Tuner & Smart Tune Pro

B. SCREAMIN' EAGLE® PRO STREET TUNER

The Screamin' Eagle® Pro Street Performance Tuner is designed to simplify management of engine operating parameters as performance modifications are made. Once installed, the kit allows you to adjust key parameters or simply upload the latest Engine Control Module (ECM) calibrations to match your bike's state-of-tune. Start with a high-flow air cleaner and Street Performance mufflers and upload the calibration that provides the best performance mix. Add additional Stage Upgrades later, and you simply upload the proper ECM calibration to match the model and hardware. Plus, you have free online access to the latest factory calibrations. Ideal for real-world street performance applications, the Pro Street Tuner provides the adjustability to account for bike-to-bike variation and for changes to cams, heads, intake and exhaust while maintaining closed-loop fuel control for fuel economy in the part-throttle operating range. Unlike other aftermarket tuners, The Screamin' Eagle® Pro Street Tuner actually talks directly to your motorcycle's ECM and re-programs the motorcycle's operating system. It isn't a piggyback system that tries to fool the ECM into adding more fuel or changing the ignition timing. The Pro Street Tuner plugs into the bike's data port, so no splicing or under-seat hardware is required. And unlike other race tuners or engine controllers, the Screamin' Eagle® Pro Street Tuner does not impact your Harley-Davidson® factory warranty coverage.

•Features a guided Smart Tune process to enable quick navigation through the software and permits tunability to optimize performance and drivability without compromising fuel efficiency, emission levels, engine durability, or 50-State U.S. EPA compliance

•Stores up to 15 minutes of run-time data that can be downloaded to PC, allowing you to view and evaluate the bike's air/fuel ratio, O2 sensor readings, engine speed and temperature, RPM and vehicle speed, throttle position, spark advance and much more

•Vehicle Communications Interface (VCI) will record and display service codes for troubleshooting and diagnostics

•Smart Tune Live, a dynamic method to track engine data by running vehicle through a range of RPM and throttle positions, reduces time to modify existing Volumetric Efficiency tables (works on models with factory-installed O2 sensors only)

•Adjustability to Spark Advance, Throttle progressivity, and Volumetric Efficiency to custom tune the performance combination

•Includes the Vehicle Communications Interface (VCI) module and unlimited access to the latest software updates and calibrations available from Screamin' Eagle®, Tuner Cable kit sold separately

41000008C
For use with '17-'20 XG, '14-'22 XL and '07-'17 Dyna®, and '07-'22 Softail and Touring, and '17-'22 Trike models. Requires separate purchase of model-specific Tuner Cable. Does not fit California '21-later models. California models instead require P/N 41001212A. Refer to H-D.com/shop for status.

41001212A
For use with '17-'20 XG, '14-'21 XL and '07-'17 Dyna®, and '07-'22 Softail (except '21-22 FXLRS and FXLRST), '07-22 Touring and '17-'22 Trike California models only. Requires separate purchase of model-specific Tuner Cable. Dealership installation only. Refer to H-D.com/shop for status.



B. SCREAMIN' EAGLE PRO STREET TUNER

Street legal and/or street compliant statements refer to product meeting 50-State emissions and noise standards in the United States. The street legal and/or street compliant statements may not apply to markets outside of the United States. Tuning parameters may not be available in all markets. Check your local dealership for more information.

C. SCREAMIN' EAGLE® SMART TUNE PRO AUTOMATIC TUNING MODULE*

Smart Tune PRO works with the Screamin' Eagle® Pro Street Tuner to automatically adjust your bike for the combination of performance components, climates and vehicle load conditions you are operating in. You just install the upgraded wideband oxygen sensors in the exhaust headers, download the calibration that the Screamin' Eagle engineers have developed as a starting point, then simply drive down the road and let Smart Tune PRO do the work.

Smart Tune PRO constantly monitors the operating parameters of your motorcycle, and automatically adjusts the bike's Electronic Control Module (ECM) to maximize performance in your current riding conditions. Smart Tune PRO utilizes wideband O₂ sensors that read oxygen levels in the exhaust stream to determine the optimum air/fuel ratio your bike needs at this very moment. Smart Tune PRO analyzes the data and automatically makes real-time tuning adjustments to the ECM. Unlike the standard narrow-band O₂ sensors that only provide feedback in the part-throttle cruising range, the wideband sensors can read and adjust tuning throughout the part throttle cruising and full-throttle acceleration operating range.

It is fully factory supported, and optimized to maximize performance while maintaining drivability and engine longevity. Smart Tune PRO is 50-State EPA compliant and does not impact the H-D™ factory warranty. Kit includes the Smart Tune PRO module with plug-in wiring harness, two M18 wideband O₂ sensors and access to free software updates, future calibrations and free online training modules. Screamin' Eagle Pro Street Tuner and model-specific installation hardware is sold separately.

41000445A
Fits '14-'22 XL, '16-'17 Dyna® FXDLS, '16-'20 Softail®, '14-'20 Touring and '17-'20 Trike models. Installation requires exhaust modification to incorporate wide-band oxygen sensors. Some models require Oxygen Sensor Harness Extension. For model specific installation requirements see Installation Instructions on H-D.com/shop. All models require ECM calibration with Screamin' Eagle® Pro Street Tuner for proper installation. 50-State U.S. EPA Compliant.

Also available: (not shown)
M18 OXYGEN SENSOR INSTALLATION TOOL
Plug-in extension cable is wired to allow installation of the Screamin' Eagle Smart Tune PRO Automatic Tuning Module hardware on specific models. No splicing or soldering is required.

14900150
For use on '23-later FLHXSE and FLTRXSE, and '24-later FLHX, FLTRX and FLTRXSTSE models for installation of M18 wide-band oxygen sensors.

OXYGEN SENSOR HARNESS EXTENSION
Plug-in extension cable is wired to allow installation of the Screamin' Eagle Smart Tune PRO Automatic Tuning Module hardware on specific models. No splicing or soldering is required.


69201704
Required for use of Screamin' Eagle Smart Tune PRO Automatic Tuning Module hardware on, '16-'17 Dyna and Softail models.



C. SCREAMIN' EAGLE SMART TUNE PRO AUTOMATIC TUNING MODULE

MILWAUKEE-EIGHT® POWERTRAIN

Screamin' Eagle® Stage upgrades offer complete street-compliant performance configurations engineered to generate specific torque and horsepower gains. Eliminating all the guesswork and trial-and-error testing normally associated with engine modifications, Stage upgrades include everything you need to enhance your bike's performance. Start with the foundation, the Stage I upgrade, then choose from Stage II, III or IV depending on your performance goals, budget and riding style.



STAGE I

INTAKE + EXHAUST + TUNING

The easiest and most cost effective step to improve your motorcycle's performance is to increase the airflow into and out of the engine. A high-flow air cleaner and system-matched slip-on mufflers provide horsepower and torque improvements you can feel throughout the RPM range, and serve as the core components for all performance upgrades. ECM calibration is required to tune the fuel flow and timing required to accommodate the improved airflow.

Stage I upgrade can be installed without engine disassembly. No special tools are required. Requires ECM tuning.



Street legal and/or street compliant statements refer to product meeting 50-State emissions and noise standards in the United States. The street legal and/or street compliant statements may not apply to markets outside of the United States.

STAGE II

STAGE I + CAM UPGRADE

Adding performance cams to a Stage I equipped bike is the next step to improved performance. Cam choices allow you to tailor the engine's performance to your specific needs. A torque cam offers on-demand throttle response from low- to mid-RPM at cruising speed. A power cam targets high-RPM, wide-open throttle response that keeps pulling right up to the redline. ECM calibration tuning is required to accommodate the increased valve timing, and performance valve springs may be required for high-lift cams.

Stage II upgrade requires minor engine disassembly to replace the cam. Adjustable pushrods allow cam installation without removing the rocker box. Special tools and ECM tuning are required.



STAGE III

STAGE I + CAM, BIG BORE CYLINDERS & PISTONS

The next step on the performance journey is to build a bigger engine. An increase in engine displacement allows the engine to swallow more air and fuel, a higher compression piston squeezes the air/fuel into a more volatile mixture, and when combined, generates more power when ignited. A displacement and compression increase provides torque increases throughout the entire RPM range with a 15-25% improvement in the mid-range power. ECM calibration tuning is required to adjust fuel flow and timing to accommodate the increased displacement.

Stage III bolt-on upgrade requires removal of the engine's top end and opening the cam chest. Engine remains in the chassis and no machining is required. Special tools and ECM tuning are required.



STAGE IV

STAGE I + CAM, BIG BORE CYLINDERS, PISTONS, CYLINDER HEADS & THROTTLE BODY

To maximize the impact of the increased displacement gained with Stage III updates, the addition of free-flowing ported cylinder heads and a big bore throttle body top off the performance build. Designed to satisfy the high-RPM, throttle-twisting rider, the Stage IV update delivers 20-30% increase in power that keeps pulling right up to the redline, without sacrificing mid-range torque. ECM calibration tuning is required to add more fuel, and a higher-lift cam may be required to deliver maximum power.

Stage IV bolt-on upgrade requires removal of the engine's top-end and opening the cam chest. Engine remains in the chassis and no machining is required. Special tools and ECM tuning are required.

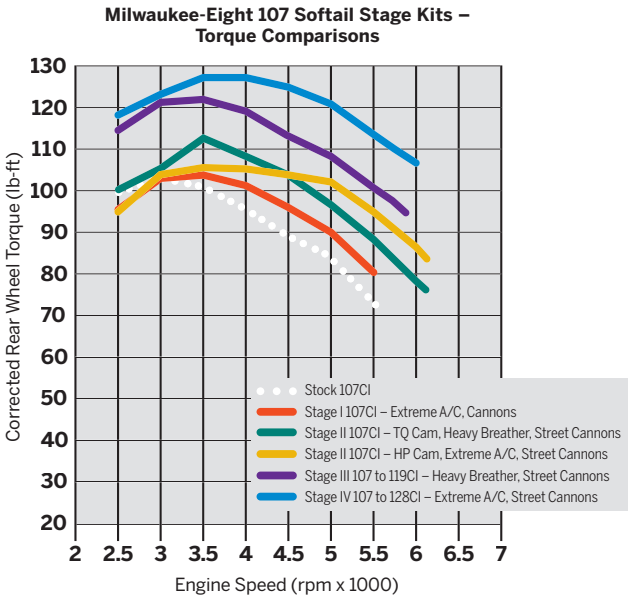
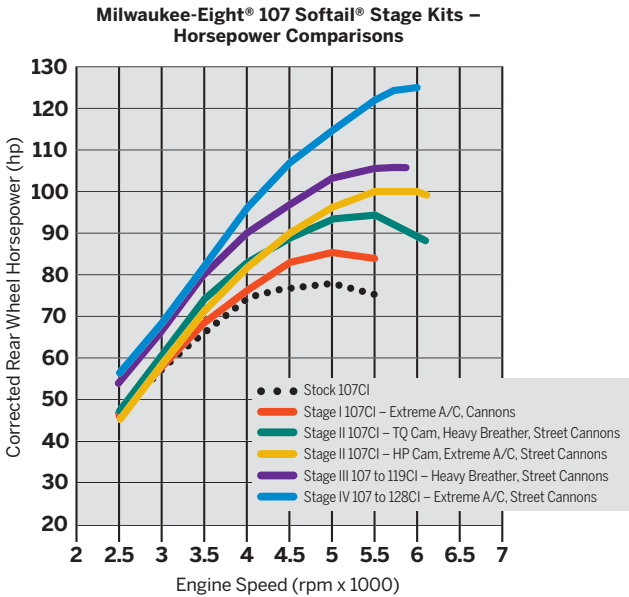


Street legal and/or street compliant statements refer to product meeting 50-State emissions and noise standards in the United States. The street legal and/or street compliant statements may not apply to markets outside of the United States.

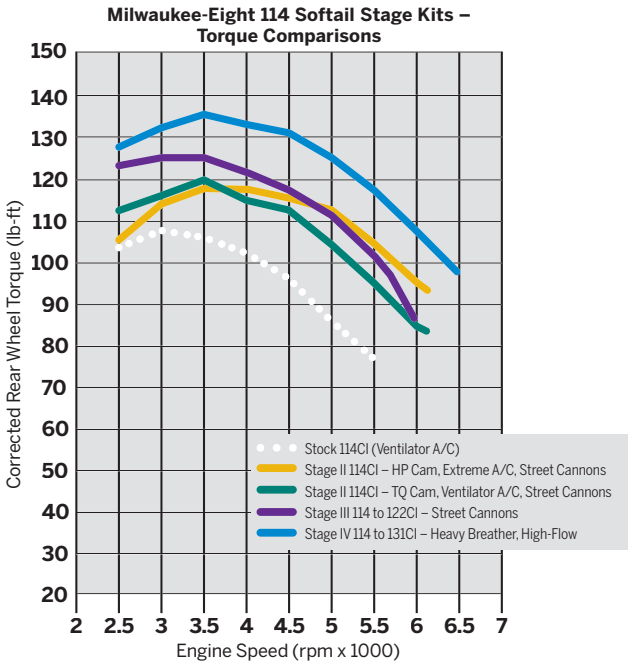
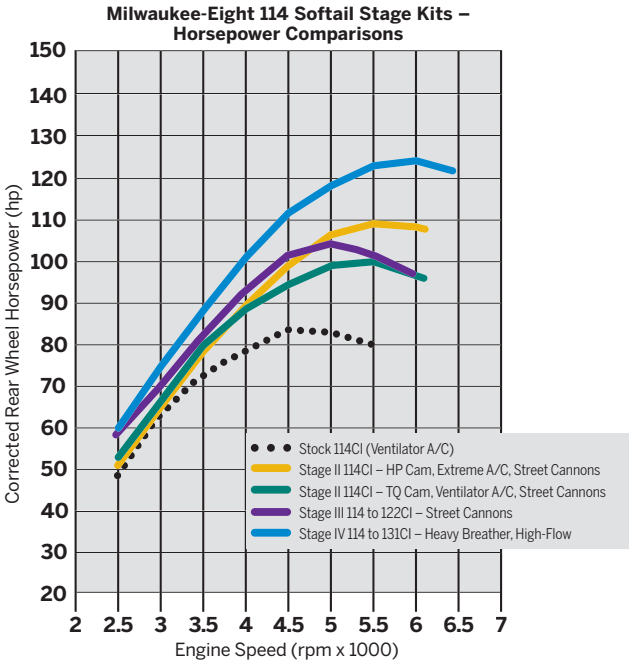
MILWAUKEE-EIGHT® POWERTRAIN

Screamin’ Eagle® Stage upgrades offer complete street-compliant performance configurations. Whether you’re a Softail® or Touring rider, Screamin’ Eagle offers the full gamut of Stage upgrades for you to pick the best solution for you. Use the Rear Wheel Horsepower and Torque charts to identify a combination that would work best for your riding style and performance needs.

SOFTAIL® 107CI MODEL STAGE UPGRADES

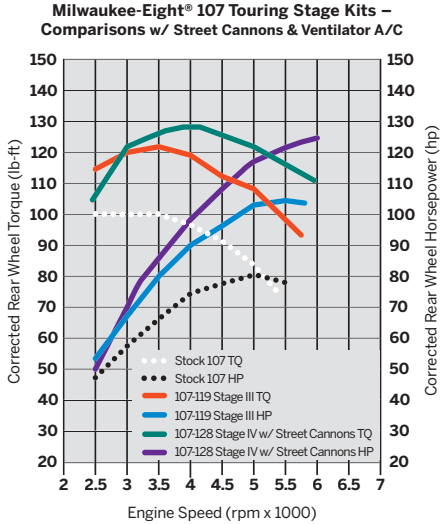


SOFTAIL 114CI MODEL STAGE UPGRADES

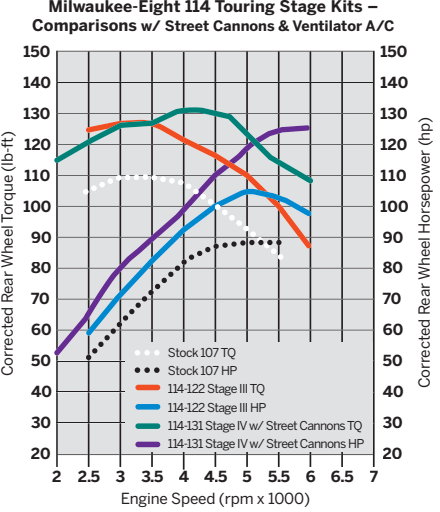


Street legal and/or street compliant statements refer to product meeting 50-State emissions and noise standards in the United States. The street legal and/or street compliant statements may not apply to markets outside of the United States.

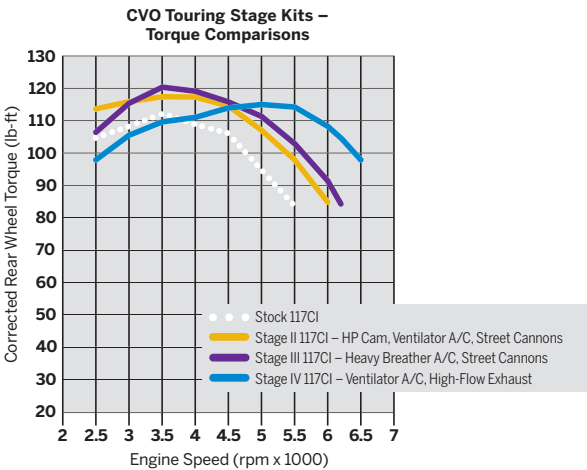
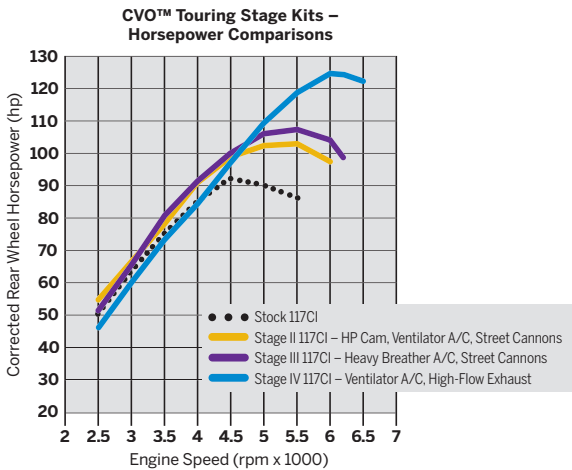
TOURING 107CI MODEL STAGE UPGRADES



TOURING 114CI MODEL STAGE UPGRADES



CVO™ TOURING MODEL STAGE UPGRADES



DYNAMOMETER (DYNO) PERFORMANCE TESTING: Declared performance values in this catalog represent SAE J-1349 transient peak power output. Dynamometer settings, motorcycle condition, variation, climate and other factors can affect performance output and results can vary from the performance values declared by Harley-Davidson.

Street legal and/or street compliant statements refer to product meeting 50-State emissions and noise standards in the United States. The street legal and/or street compliant statements may not apply to markets outside of the United States.

290 SCREAMIN' EAGLE®

Heavy Breather

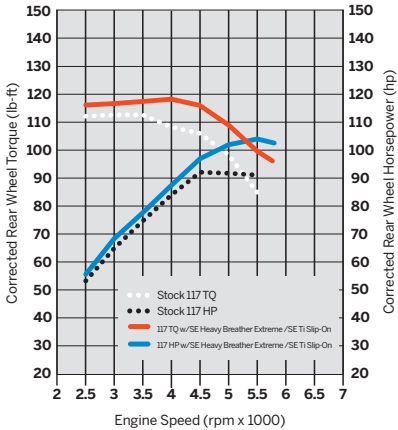
A. SCREAMIN' EAGLE® HEAVY BREATHER EXTREME AIR CLEANER

Designed for maximum performance, this race inspired Screamin' Eagle Heavy Breather Extreme Air Cleaner flows 20% more air than the Original Equipment air box. At speeds over 60 mph, the air cleaner experiences a ram-air effect. The all-new filter design captures air from the Extreme face, on the front of the air cleaner. The air then travels through the race inspired elbow followed by a straight shot into the throttle body. Designed to feed a large-displacement engine enough clean air that can support output of over 150hp. This air cleaner provides a stout increase in torque throughout the mid-range, as compared to other air cleaner designs. Water-resistant K&N oiled-cotton filter is washable and rechargeable using K&N Air Filter Care Service Kit P/N 99850-92T). Standard rain sock keeps water, dust and debris from contacting your air filter. Extra insurance when riding in the elements. 49-State U.S. EPA compliant.

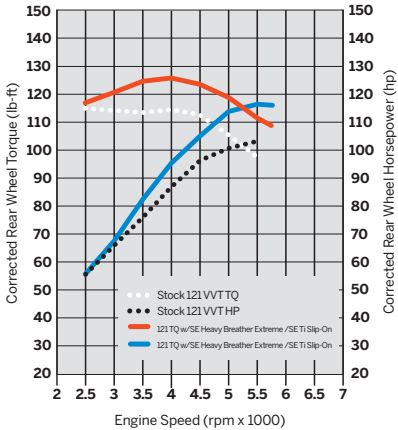
Fits '23-later FLHXSE and FLTRXSE, and '24-later FLHX and FLTRX models. Does not fit California models. All models require ECM calibration with Screamin' Eagle Pro Street Tuner for proper installation.

29400454	Black.
29400455	Chrome.


Milwaukee-Eight 117 Stock vs Stage I w/ SE Heavy Breather Extreme A/C and Titanium Mufflers on '23 FLTRX



Milwaukee-Eight 121 VVT Stock vs 121 VVT Stage I w/ SE Heavy Breather Extreme A/C and Titanium Mufflers on '23 FLTRXSE



A. SCREAMIN' EAGLE® HEAVY BREATHER EXTREME AIR CLEANER – BLACK



A. SCREAMIN' EAGLE® HEAVY BREATHER EXTREME AIR CLEANER – CHROME



B. SCREAMIN' EAGLE® AIR CLEANER – EXTREME WEDGE – BLACK



B. SCREAMIN' EAGLE® AIR CLEANER – EXTREME WEDGE – CHROME

SCREAMIN' EAGLE® 291

Extreme Wedge

B. SCREAMIN' EAGLE® AIR CLEANER – EXTREME WEDGE

Screamin' Eagle® Extreme Flow Air Cleaner Kits allow free breathing and unobstructed airflow to your Milwaukee-Eight® engine. Your engine gets more air, and you can feel more power throughout the rev range. Extreme open-face design and K&N washable oiled-cotton filter for maximum air flow in the iconic performance style of the Milwaukee-Eight® Wedge shape. Designed to flow 22% more air than a traditional air cleaner and eliminates the air cleaner cover. Designed to feed a large displacement engine enough clean air that can support output of over 150hp. Standard rain sock keeps water, dust, and debris from contacting your air filter. Extra insurance when riding in the elements Save money over the long run. Wash and re-oil this filter instead of buying replacement filters using K&N Air Filter Care Service Kit P/N 99850-92T). 49-State U.S. EPA compliant..

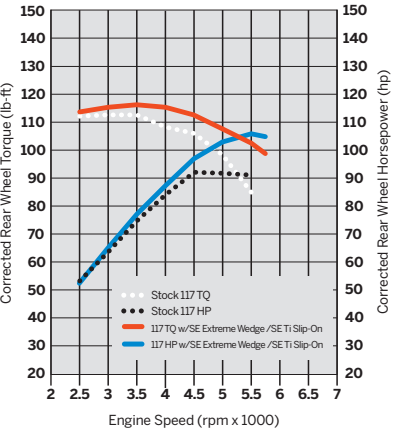
Fits '23-later FLHXSE and FLTRXSE, and '24-later FLHX and FLTRX models. Does not fit California models. All models require ECM calibration with Screamin' Eagle Pro Street Tuner for proper installation.

29400459	Black.
29400460	Chrome.

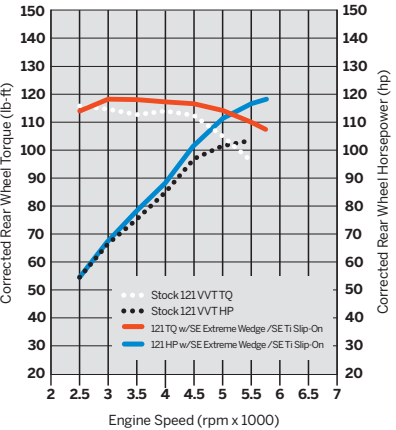
Fits '17-later Touring models and '18-Later Softail models. Does not fit '23-later FLHXSE, FLTRXSE, '24-later FLHX and FLTRX models. Does not fit California models. All models require ECM calibration with Screamin' Eagle Pro Street Tuner for proper installation.

29400466	Black.
29400467	Chrome.

Milwaukee-Eight 117 Stock vs Stage I w/ SE Extreme Wedge A/C and Titanium Mufflers on '23 FLTRX



Milwaukee-Eight 121 VVT Stock vs 121 VVT Stage I w/ SE Extreme Wedge A/C and Titanium Mufflers on '23 FLTRXSE



292 SCREAMIN' EAGLE®

Milwaukee-Eight® Stage I Upgrade

A. SCREAMIN' EAGLE® HEAVY BREATHER EXTREME AIR CLEANER


We've taken the iconic Screamin' Eagle® Heavy Breather Air Cleaner to the next level—an extreme performance level. Designed for maximum performance, this extra-large Screamin' Eagle Heavy Breather Extreme Air Filter flows 42% more air than a traditional Heavy Breather filter. Air moves smoothly through the filter due to an interior bell-shape feature and then travels through a unique round to oval transitioned tube to improve leg clearance while providing unobstructed air to the throttle body. At speeds over 60 mph, the filter captures air from the front, forcing the air through a smaller area to create a RAM air effect, while the long intake tube enhances torque beyond other Ventilator and Round High-Flow Filters for enhanced acceleration. Designed to feed a large displacement engine enough clean air that can support output of over 150hp. The cast aluminum intake tube and back plate are dressed in rich, gloss black or mirror-like chrome. The back plate features a Screamin' Eagle logo. Kit includes all required mounting hardware. Optional Rain Sock P/N 29400424 is available to protect the exposed element in inclement weather.

Fits '18-later Softail®, '22-later Touring (except models equipped with Fairing Lower and '23-later FLHXSE, FLTRXSE, '24-later FLHX and FLTRX) and '17-later Freewheeler® models. Does not fit models equipped with Fairing Lower Glove Boxes, Fairing Lower Speakers or Road Glide® Fairing Spoilers. All models require ECM calibration with Screamin' Eagle Pro Street Tuner for proper installation. Pending approval for use in California on '21-'22 models. Refer to H-D.com/shop for status.


29400388	Chrome.
29400387	Gloss Black.

Fits California '18-22 Softail, '17-22 Touring (except models equipped with Fairing Lower) and '17-22 Freewheeler models. Does not fit models equipped with Fairing Lower Glove Boxes, Fairing Lower Speakers or Road Glide Fairing Spoilers. All models require ECM calibration with Screamin Eagle Pro Street Tuner for proper installation.

29400477	Chrome.
29400476	Gloss Black.



A. SCREAMIN' EAGLE HEAVY BREATHER EXTREME AIR CLEANER – CHROME



A. SCREAMIN' EAGLE HEAVY BREATHER EXTREME AIR CLEANER – GLOSS BLACK



A. SCREAMIN' EAGLE HEAVY BREATHER EXTREME AIR CLEANER – CHROME



A. SCREAMIN' EAGLE HEAVY BREATHER EXTREME AIR CLEANER – GLOSS BLACK



B. SCREAMIN' EAGLE® HEAVY BREATHER ELITE AIR CLEANER - MILWAUKEE-EIGHT® ENGINE



B. SCREAMIN' EAGLE® HEAVY BREATHER ELITE AIR CLEANER - GLOSS BLACK



B. SCREAMIN' EAGLE® HEAVY BREATHER ELITE AIR CLEANER - CHROME

SCREAMIN' EAGLE® 293

Milwaukee-Eight® Stage I Upgrade

B. SCREAMIN' EAGLE® HEAVY BREATHER ELITE AIR CLEANER – MILWAUKEE-EIGHT® ENGINE

Take a deep breath. This Screamin' Eagle® Heavy Breather® Elite picks up where the past generation Milwaukee-Eight® Heavy Breather left off with a 15% air flow improvement. Redesigned to support even more performance with engine builds pushing over 135hp. The iconic Heavy Breather Air Cleaner features a forward-facing oiled cotton filter element that flows large volumes of clean air into the engine. The short, low profile cast tube rams the charge directly into the throttle body with little turbulence for increased power and torque, and the intake tube mounts to a custom back plate that features integral breathers and covers the throttle body electronics for a finished look. The slanted compact filter adds an aggressive performance look, and it is shaped to allow installation on Touring bikes equipped with fairing lowers. This Elite version includes an integrated cover manufactured from forged aluminum and precision machined to further enhance the stylized performance look while exposing a majority of the filter to maximize airflow. Available in your choice of chrome or gloss black finish, the kit includes filter, cover, intake tube, custom back plate, and all mounting hardware.

Fits '18-later Softail® models and '17-later Touring (except '23-later FLHXSE, FLTRXSE, '24-later FLHX and FLTRX) and Trike models. All models require ECM calibration with Screamin' Eagle Pro Street Tuner for proper installation. Does not fit on models equipped with fairing lower glove boxes or fairing lower speakers. Pending approval for use in California on '21-'22 models. Refer to H-D. com/shop for status.

29400406	Chrome.
29400407	Gloss Black.

Fits California '18-22 Softail models and '17-22 Touring and Trike models only. All models require ECM calibration with Screamin Eagle Pro Street Tuner for proper installation. Does not fit on models equipped with fairing lower glove boxes or fairing lower speakers.

29400480	Chrome.
29400481	Gloss Black.

Also available: SCREAMIN' EAGLE® HEAVY BREATHER ELITE AIR CLEANER - FILTER

K&N® replacement air filters are engineered to improve airflow for increased horsepower and quicker acceleration. K&N filters provide excellent filtration, and because they are washable and reusable, you can clean the filter whenever conditions demand. Designed as direct replacements for specified fitments.

29400405
Fits '18-later Softail and '17-later Touring (except '23-later FLHXSE, FLTRXSE, '24-later FLHX and FLTRX) and Trike models equipped with Heavy Breather Elite Air Cleaner P/N 29400406 or 29400407. Also fits models factory equipped with a Screamin' Eagle Heavy Breather Elite Air Cleaner.

Also available: HEAVY BREATHER ELITE RAIN SOCK

Protect your exposed-element air cleaner during inclement weather with this Screamin' Eagle Heavy Breather Rain Sock.

29400512
Fits Milwaukee-Eight models equipped with the Screamin' Eagle Heavy Breather Elite and '22-Later ST models factory equipped with the Heavy Breather Elite.

Street legal and/or street compliant statements refer to product meeting 50-State emissions and noise standards in the United States.
The street legal and/or street compliant statements may not apply to markets outside of the United States.

Street legal and/or street compliant statements refer to products meeting EPA (49-State) and/or California (50-State) emissions and noise standards in the United States as specified.
The street legal and/or street compliant statements may not apply to markets outside of the United States.

294 SCREAMIN’ EAGLE®

Milwaukee-Eight® Stage I Upgrade

A. SCREAMIN' EAGLE® VENTILATOR EXTREME AIR CLEANER

Let it breathe! The open-face filter design of the Screamin’ Eagle® Ventilator Extreme Air Cleaner Kit flows 39% more air than a traditional perimeter high-flow filter. When combined with an additional 1/2” of air filter thickness and the smooth radius die-cast back plate, this open filter can feed a large displacement engine with an unobstructed flow of clean air that can support output of over 150hp. Kit includes a die-cast back plate, and open-face, water-resistant, washable oiled-cotton filter element and all required installation gaskets and hardware. Optional Rain Sock P/N 29400412 is available to protect the exposed element in extreme weather. Choice of either Gloss Black (P/N 61300994) or Chrome (P/N 61300993) Cover Kit required to complete installation.

Fits '18-later Softail® and '17-later Touring (except '23-later FLHXSE, FLTRXSE, '24-later FLHX and FLTRX) and Trike models. Requires Ventilator Extreme Air Cleaner Cover Kit P/N 61300993 or 61300994 to complete installation. All models require ECM calibration with Screamin’ Eagle Pro Street Tuner for proper installation. pending approval for use in California on '21-'22 models. Refer to H-D.com/shop for status.

29400396	Chrome.
29400397	Gloss Black.

Fits California '18-22 Softail models and '17-22 Touring and Trike models only. All models require ECM calibration with Screamin Eagle Pro Street Tuner for proper installation.

29400478	Chrome.
29400479	Gloss Black.

B. SCREAMIN' EAGLE VENTILATOR EXTREME AIR CLEANER COVER

The Ventilator Extreme Air Cleaner Cover trims the face of the Screamin’ Eagle Ventilator Extreme filter in style and features aggressive mounting lugs, polished stainless-steel custom ARP fasteners and an inset Screamin’ Eagle medallion. The cast aluminum, rich gloss black cover wraps the leading edge of the filter element, covering the rubber gasket without restricting airflow. This Air Cleaner Cover is required to complete installation of the Ventilator Extreme Air Cleaner Kit P/N 29400396 & 29400397.

Fits Screamin’ Eagle Ventilator Extreme Air Cleaner Kits P/N 29400396 and 29400397. Includes necessary ARP hardware. Also fits standard Ventilator Air Cleaner Kits P/N 29400298 and 29400299 with separate purchase of Extreme Ventilator Air Filter P/N 29400400.

61300993	Chrome.
61300994	Gloss Black.

C. SCREAMIN' EAGLE AIR CLEANER RAIN SOCK

Protect your exposed-element air cleaner during inclement weather. This mesh cover stretches over the filter to repel moisture that could damage the filter and be drawn into the engine. The breathable cover does not significantly reduce air flow to the engine.

29400412	Fits Screamin’ Eagle Ventilator Extreme Air Cleaner Kits.
----------	---

D. SCREAMIN' EAGLE VENTILATOR EXTREME K&N® AIR FILTER ELEMENT

K&N® replacement air filters are engineered to improve airflow for increased horsepower and quicker acceleration. The Screamin’ Eagle Extreme Ventilator K&N Air Filter Element is a replacement filter designed specifically for Screamin’ Eagle Extreme Ventilator Air Cleaners. This replacement filter provides excellent filtration and because they are washable and reusable, you can clean the filter whenever conditions demand.

29400400	Fits Screamin’ Eagle Ventilator and Ventilator Extreme Air Cleaner Kits. Requires Ventilator Extreme Air Cleaner Cover Kit P/N 61300993 or 61300994 to complete installation. Does not fit '23-later FLHXSE, FLTRXSE, '24-later FLHX and FLTRX models.
----------	--

Street legal and/or street compliant statements refer to product meeting 50-State emissions and noise standards in the United States.

The street legal and/or street compliant statements may not apply to markets outside of the United States.



A. SCREAMIN' EAGLE VENTILATOR EXTREME AIR CLEANER – CHROME (SHOWN WITH CHROME COVER P/N 61300993)



A. SCREAMIN' EAGLE VENTILATOR EXTREME AIR CLEANER – GLOSS BLACK (SHOWN WITH GLOSS BLACK COVER P/N 61300994)



B. SCREAMIN' EAGLE VENTILATOR EXTREME AIR CLEANER COVER – CHROME



B. SCREAMIN' EAGLE VENTILATOR EXTREME AIR CLEANER COVER – GLOSS BLACK



C. SCREAMIN' EAGLE AIR CLEANER RAIN SOCK



D. SCREAMIN' EAGLE VENTILATOR EXTREME K&N AIR FILTER ELEMENT



E. SCREAMIN' EAGLE VENTILATOR AIR CLEANER KIT – MILWAUKEE-EIGHT – CHROME



E. SCREAMIN' EAGLE VENTILATOR AIR CLEANER KIT – MILWAUKEE-EIGHT – GLOSS BLACK



E. SCREAMIN' EAGLE VENTILATOR AIR CLEANER KIT – MILWAUKEE-EIGHT – BLACK



F. DEFIANCE COLLECTION VENTILATOR AIR CLEANER TRIM – MILWAUKEE-EIGHT – CHROME



F. DEFIANCE COLLECTION VENTILATOR AIR CLEANER TRIM – MILWAUKEE-EIGHT – GLOSS BLACK



F. DEFIANCE COLLECTION VENTILATOR AIR CLEANER TRIM – MILWAUKEE-EIGHT – GLOSS BLACK WITH HIGHLIGHTS



F. DEFIANCE COLLECTION VENTILATOR AIR CLEANER TRIM – MILWAUKEE-EIGHT

SCREAMIN’ EAGLE® 295

Milwaukee-Eight® Stage I Upgrade

E. SCREAMIN' EAGLE® VENTILATOR AIR CLEANER KIT – MILWAUKEE-EIGHT® ENGINE

This low-profile oval air cleaner features an exposed filter element and a cast back plate designed to provide maximum airflow to the throttle body. This easy-to-install air cleaner produces significant performance gains, while the stylish cover is tapered for added leg clearance. This complete kit includes low-profile air cleaner cover, high-flow filter element, cast aluminum back plate, diamond-cut Screamin’ Eagle® medallion and all required installation hardware. Protective Rain Sock is included. 50-State U.S. EPA compliant.

Fits '18-later Softail®, and '17-later Touring (except '23-later FLHXSE, FLTRXSE, '24-later FLHX and FLTRX) and Trike models. All models require ECM calibration with Screamin’ Eagle Pro Street Tuner for proper installation. ECE compliant on '17-later CVO™ Touring models. Pending approval for use in California on '21-'22 models. Refer to H-D.com/shop for status.

29400299	Chrome.
29400298	Gloss Black.

F. DEFIANCE COLLECTION VENTILATOR AIR CLEANER TRIM – MILWAUKEE-EIGHT ENGINE

This forged and machined Defiance Air Cleaner Trim kit adds a premium touch to the Milwaukee-Eight® Ventilator Air Cleaner. The billet-style band with deep longitudinal lines and H-D logo wraps the center section of the Ventilator Air Cleaner face plate for a contemporary look. The Defiance Air Cleaner Trim is available in your choice of chrome, machine cut anodized black or full black finishes. Kit includes trim band and mounting hardware. Protective Rain Sock P/N 29400177 or 29762-09 is available separately.

Fits '18-later Softail, and '17-later Touring and Trike models equipped with Ventilator Air Cleaner P/N 29400298 or 29400299. Also fits '18-later Softail models with 114CI engines and '17-later CVO touring models with Original Equipment Ventilator Air Cleaner with separate purchase of Air Filter P/N 29400293.

61300768	Chrome.
61300769	Gloss Black Anodized.
61300770	Gloss Black with Highlights.

Street legal and/or street compliant statements refer to product meeting 50-State emissions and noise standards in the United States.

The street legal and/or street compliant statements may not apply to markets outside of the United States.

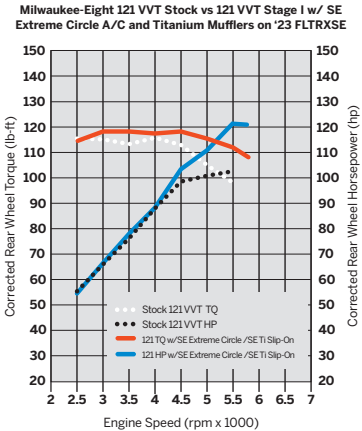
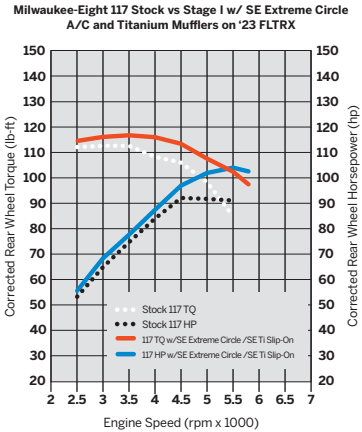
296 SCREAMIN' EAGLE®

Extreme-Flow Round Air Cleaner Trim

A. SCREAMIN' EAGLE® EXTREME AIR CLEANER – CIRCLE

Screamin' Eagle® Extreme Flow Air Cleaner Kits allow free breathing and unobstructed airflow to your Milwaukee-Eight® engine. Your engine gets more air, and you can feel more power throughout the rev range. With extreme open-face design and K&N washable oiled-cotton filter for maximum air flow in the iconic performance style of a classic center-bolt filter shape. Designed to flow 20% more air than the Original Equipment air cleaner and eliminates the air cleaner cover. It is designed to feed a large displacement engine enough clean air that can support output of over 150hp. The standard rain sock keeps water, dust, and debris from contacting your air filter, for extra insurance when riding in the elements. Save money over the long run-wash and re-oil this filter instead of buying replacement filters. The air cleaner includes the gloss-black finished die-cast back plate, an open-face washable oiled-cotton filter element, and all required installation gaskets and hardware. All models require ECM calibration with Screamin' Eagle Pro Street Tuner for proper installation. The air cleaner is 49-state U.S. EPA compliant. Screamin' Eagle products are not available for sale and are not street legal in all countries. Please contact your local dealer for more information.

29400488
Fits '23-later FLHXSE and FLTRXSE, and '24-later FLHX, FLTRX and FLTRXSTSE models. Does not fit California models. All models require ECM calibration with Screamin' Eagle Pro Street Tuner for proper installation.



B. SCREAMIN' EAGLE EXTREME CENTER-BOLT INTAKE COVER

Add some performance style to your Screamin' Eagle Extreme Circle Air Cleaner with this five-spoke cast aluminum cover. The die cast air cleaner cover with stepped machining inside five-spoke design is in a Brilliant Chrome finish.

Fits models powered by Milwaukee-Eight engine equipped with Screamin' Eagle Center-Bolt Round Extreme-Flow Air Cleaners.

61301362	Black.
61301363	Chrome.



A. SCREAMIN' EAGLE EXTREME AIR CLEANER – CIRCLE



B. SCREAMIN' EAGLE EXTREME CENTER-BOLT INTAKE COVER – BLACK



B. SCREAMIN' EAGLE EXTREME CENTER-BOLT INTAKE COVER – CHROME

SCREAMIN' EAGLE® 297

High-Flow Round Air Cleaner Trim

C. SCREAMIN' EAGLE® HIGH-FLOW AIR FILTER & AIR CLEANER TRIM

Never throw away another air filter. This washable and reusable performance air filter is specifically designed for increased air flow. Remove the miles of collected dust, dirt, and debris from the filter to reuse it trip after trip. It is factory engineered to be a perfect replacement and upgrade over the Original Equipment air filter. This air filter provides 36% more air flow to the engine than the Original Equipment filter to allow the engine to breathe in nearly all types of riding conditions. It provides a 22% pleated surface area increase as compared to the Original Equipment filter. It is washable and reusable --simply clean, dry and re-oil and realize savings on the cost of replacement filters. The kit includes a Screamin' Eagle air cleaner face plate. Screamin' Eagle® products are not available for sale and are not street legal in all countries. Please contact your local dealer for more information.

29400494
Fits '24-later FLHX and FLTRX models. Does not fit California models.

D. SCREAMIN' EAGLE EXTREME-FLOW AIR FILTER & AIR CLEANER TRIM

Never throw away another air filter. This washable and reusable performance air filter is specifically designed for increased air flow. Remove the miles of collected dust, dirt, and debris from the filter to reuse it trip after trip. It is factory engineered to be a perfect replacement and upgrade over the Original Equipment air filter. This air filter provides 25% more air flow to the engine than the Original Equipment filter to allow the engine to breathe in nearly all types of riding conditions. The extreme filter face provides an 8% pleated surface area increase as compared to the Original Equipment filter. It is washable and reusable --simply clean, dry and re-oil and realize savings on the cost of replacement filters. The kit includes a Screamin' Eagle air cleaner face plate. Screamin' Eagle products are not available for sale and are not street legal in all countries. Please contact your local dealer for more information.

29400495
Fits '23-later FLHXSE and FLTRXSE models. Does not fit California models.

E. SCREAMIN' EAGLE HIGH-FLOW AIR FILTER & AIR CLEANER TRIM

Never throw away another air filter. This washable and reusable performance air filter is specifically designed for increased air flow. Remove the miles of collected dust, dirt, and debris from the filter to reuse it trip after trip. It is factory engineered to be a perfect replacement and upgrade over the Original Equipment air filter. The air filter provides 25% more air flow to the engine than the Original Equipment filter to allow the engine to breathe in nearly all types of riding conditions. It provides a 6% pleated surface area increase as compared to the Original Equipment filter. It is washable and reusable--simply clean, dry and re-oil and realize savings on the cost of replacement filters. The kit includes a Screamin' Eagle air cleaner face plate. Screamin' Eagle products are not available for sale and are not street legal in all countries. Please contact your local dealer for more information.

29400499
Fits '24-later FLTRXSTSE models. Does not fit California models.



C. SCREAMIN' EAGLE HIGH-FLOW AIR FILTER & AIR CLEANER TRIM



D. SCREAMIN' EAGLE EXTREME-FLOW AIR FILTER & AIR CLEANER TRIM



E. SCREAMIN' EAGLE HIGH-FLOW AIR FILTER & AIR CLEANER TRIM

298 SCREAMIN' EAGLE®

Milwaukee-Eight® Stage I Upgrade

A. SCREAMIN' EAGLE® ROUND EXTREME-FLOW AIR CLEANER – CENTER BOLT

The open-face filter design of the Screamin' Eagle® Extreme-Flow Air Cleaner Kit provides 60% more filtered surface area to flow 11% more air than a traditional perimeter high-flow filter. Kit includes the gloss-black finished die-cast back plate with laser-engraved logo, an open-face washable oiled-cotton filter element, and all required installation gaskets and hardware. 50-State U.S. EPA compliant (except FLSB).

29400357 Extreme Open-Face Filter. Fits '18-later Softail® and '17-later Touring (except '23-later FLHXSE, FLTRXSE, '24-later FLHX and FLTRX) and Trike models. '17-later Touring and Trike models require separate purchase of accessory round air cleaner cover or trim. Not compatible with air cleaner cover on CVO™ Touring models. All models require ECM calibration with Screamin' Eagle Pro Street Tuner for proper installation. Pending approval for use in California on '21-'22 models. Refer to H-D.com/shop for status.

29400475 Fits California '18-22 Softail and '17-22 Touring and Trike models. '17-22 Touring and Trike models require separate purchase of accessory round air cleaner cover or trim. Not compatible with air cleaner cover on CVO Touring models. All models require ECM calibration with Screamin Eagle Pro Street Tuner for proper installation.

B. SCREAMIN' EAGLE ROUND HIGH-FLOW AIR CLEANER – CENTER BOLT

The Screamin' Eagle High-Flow Air Cleaner Kit provides increased airflow to boost the power of your Milwaukee-Eight® engine equipped model. This High Flow Air Cleaner can be dressed with most round Original Equipment or accessory center-bolt air cleaner covers. This kit includes air cleaner element, gloss black back plate with laser-engraved Screaming Eagle logo, breather and all required hardware. Optional Rain Sock P/N 29400363 is available to protect the exposed element in inclement weather. 50-State U.S. EPA compliant.

29400355 Fits '18-later Softail and '17-later Touring (except '23-later FLHXSE, FLTRXSE, '24-later FLHX and FLTRX) and Trike models. '17-later Touring and Trike models require separate purchase of accessory round air cleaner cover or trim. Not compatible with air cleaner cover on CVO Touring models. All models require ECM calibration with Screamin' Eagle Pro Street Tuner for proper installation. Pending approval for use in California on '21-'22 models. Refer to H-D.com/shop for status.

29400473 Fits California '18-22 Softail® and '17-22 Touring and Trike models. '17-22 Touring and Trike models require separate purchase of accessory round air cleaner cover or trim. Not compatible with air cleaner cover on CVO™ Touring models. All models require ECM calibration with Screamin' Eagle® Pro Street Tuner for proper installation.

C. SCREAMIN' EAGLE ROUND HIGH-FLOW AIR CLEANER – PERIMETER BOLT

Designed to accept the Original Equipment Softail perimeter-bolt air cleaner cover, this Screamin' Eagle High-Flow Air Cleaner Kit allows free breathing and unobstructed airflow to your Milwaukee-Eight engine. The kit includes the gloss-black finished die-cast back plate, a perimeter-flow washable oiled-cotton filter element, all required installation gaskets and hardware and a laser-engraved Screamin' Eagle logo to finish the look. 50 State U.S. EPA compliant.

29400356 Fits '18-later Softail® and '17-later Touring (except '23-later FLHXSE, FLTRXSE, '24-later FLHX and FLTRX) and Trike models. '17-later Touring and Trike models require separate purchase of accessory round air cleaner cover or trim. Not compatible with air cleaner cover on CVO™ Touring models. All models require ECM calibration with Screamin' Eagle® Pro Street Tuner or dealership installed Screamin' Eagle calibration for proper installation. Pending approval for use in California on '21 models. Refer to H-D.com/shop for status.


29400474 Fits California '18-22 Softail® and '17-22 Touring and Trike models. '17-22 Touring and Trike models require separate purchase of accessory round air cleaner cover or trim. Not compatible with air cleaner cover on CVO™ Touring models. All models require ECM calibration with Screamin' Eagle® Pro Street Tuner for proper installation.

Street legal and/or street compliant statements refer to product meeting 50-State emissions and noise standards in the United States.

The street legal and/or street compliant statements may not apply to markets outside of the United States.




AIR CLEANER FILTER ELEMENT COMPARISON




A. SCREAMIN' EAGLE ROUND EXTREME-FLOW AIR CLEANER – CENTER BOLT



B. SCREAMIN' EAGLE ROUND HIGH-FLOW AIR CLEANER – CENTER BOLT



C. SCREAMIN' EAGLE ROUND HIGH-FLOW AIR CLEANER – PERIMETER BOLT



D. SCREAMIN' EAGLE ROUND AIR CLEANER COVER – RATCHET



F. AIR CLEANER TRIM KITS – DARK CUSTOM



F. AIR CLEANER TRIM KITS – WILLIE G SKULL – CHROME



F. AIR CLEANER TRIM KITS – AIRFLOW



E. SCREAMIN' EAGLE ROUND AIR CLEANER COVER – CALIBRE



F. AIR CLEANER TRIM KITS – #1 SKULL



F. AIR CLEANER TRIM KITS – WILLIE G SKULL – BLACK



F. AIR CLEANER TRIM KITS – LIVE TO RIDE

SCREAMIN' EAGLE® 299

High-Flow Round Air Cleaner Covers

D. SCREAMIN' EAGLE® ROUND AIR CLEANER COVER – RATCHET

The Ratchet Air Cleaner Cover trims the face of the Screamin' Eagle® Round Air Cleaner filter in style. Ideal for use with Extreme open face filters, the forged aluminum cover wraps the leading edge of the filter element, covering the rubber gasket without restricting the airflow. The Ratchet Cover is finished in rich black, and features a center bar with Screamin' Eagle script and a lugged outer ring. The kit includes a black filler plate to cover the unfinished face of standard High Flow filter for a clean blacked-out appearance.

61300845 Fits '18-later Softail® and '17-later Touring and Trike models equipped with Screamin' Eagle round High Flow Air Cleaner.

E. SCREAMIN' EAGLE ROUND AIR CLEANER COVER – CALIBRE

The unique open slot design of the Calibre Air Cleaner Cover maximizes style without compromising performance. Ideal for use with Extreme open face filters, the forged aluminum cover wraps the leading edge of the filter element, covering the rubber gasket without restricting the airflow. The gloss black Calibre Cover features 3 radiused slots cut into the face and a Screamin' Eagle logo prominently on display. The kit includes a black filler plate to cover the unfinished face of standard High Flow filter for a clean blacked-out appearance.

61300846 Fits '18-later Softail and '17-later Touring and Trike models equipped with Screamin' Eagle round High Flow Air Cleaner.

F. AIR CLEANER TRIM KITS

The perfect blend of performance and style. Available in a wide variety of styles, this bolt-on Air Cleaner Trim is sized to cover the face of most Screamin' Eagle Round High-Flow Air Cleaners. You can continue the look of your custom collection while maximizing air flow to the engine. Model-specific rain socks are available to protect the open element during inclement weather.

Fits Evolution® 1340 models, '99-'08 Dyna®, '00-'15 Softail (except FLS, FLSS, FLSTSB, and FXS) and '99-'13 Touring and Trike models equipped with oval-shaped Original Equipment air cleaner cover. Also fits models equipped with Screamin' Eagle Round High-Flow Air Cleaner Kits with separate purchase of Rain Sock Kit P/N 28728-10 or Air Cleaner Trim Installation Kit P/N 12400158.

61300057	Dark Custom™ Collection.
27956-10	Number One Skull Collection.
29400366	Willie G Skull – Black.
29417-04	Willie G Skull – Chrome.
61400323	Airflow Collection.
29328-99	Live To Ride Collection – Gold.

Also available: (not shown)
SCREAMIN' EAGLE AIR CLEANER RAIN SOCK
Protect your exposed-element air cleaner during inclement weather. This mesh cover stretches over the filter to repel moisture that could damage the filter and be drawn into the engine. The breathable cover does not significantly reduce air flow to the engine.

29400363 For Round High-Flow Filter. Fits '18-later Softail and '17-later Touring and Trike models equipped with Screamin' Eagle High-Flow Air Cleaners with round perimeter flow air cleaner element.

29493-05A For Heavy Breather Filter. Fits models equipped with Screamin' Eagle Heavy Breather Air Cleaner Kits (except Compact Heavy Breather P/N 28716-10, Heavy Breather Elite P/N 29400173, 29400172 or 29400285, and Milwaukee-Eight® Heavy Breather P/N 29400263 or 29400264).

Street legal and/or street compliant statements refer to product meeting 50-State emissions and noise standards in the United States.

The street legal and/or street compliant statements may not apply to markets outside of the United States.

300 SCREAMIN’ EAGLE®

Round Air Cleaner Covers

120TH ANNIVERSARY DECORATIVE COMPONENTS
Celebrate 120 years of Harley-Davidson pride and craftsmanship. This easy-to-install accessory trim is also standard equipment on the limited-edition Harley-Davidson® 120th Anniversary models. Handsome red fade finish with subtle gold and black accents.

A. 120TH ANNIVERSARY AIR CLEANER TRIM – STANDARD
Gloss Red fade finish that indicates 114 cubic inch displacement.
61301326
Fits '17-later Touring and Trike models (except '24-later FLHX and FLTRX) with Original Equipment wedge shaped air cleaner cover. Does not fit CVO™ models.

B. 120TH ANNIVERSARY AIR CLEANER TRIM – VENTILATOR
Gloss Red fade finish that indicates 114 cubic inch displacement.
61301327
Fits '18-later Softail® and '17-later Touring (except '23-later FLHXSE, FLTRXSE and '24-later FLHX, FLTRX, FLTRXSTSE) and Trike models equipped with Ventilator Air Cleaner P/N 29400298 or 29400299. Also fits '18-later Softail® models with 114Ci engines and '17-later CVO™ touring models with Original Equipment Ventilator Air Cleaner with separate purchase of Air Filter P/N 29400293.

C. AIR CLEANER TRIM – BRUSHED ALUMINUM
Show off your Milwaukee-Eight® engine’s displacement with pride. Available for 107- and 114-cubic-inch engines, this brushed aluminum and black trim is the perfect complement to chrome or black engine finishes. This easy-to-install self-adhesive formed aluminum trim fits perfectly into the recessed face of the Softail models Original Equipment perimeter bolt air cleaner cover.
61300788 107 Logo.
Fits '18-later FLFB, FLSB, FXBB, FXBR and FXFB models with Original Equipment perimeter bolt air cleaner cover.

D. BOBBER-STYLE ROUND AIR CLEANER COVER
Low-profile round air cleaner cover adds an attractive nostalgic look to any bike’s profile. This cover can be accented with your choice of stylish air cleaner trim collections (sold separately) for a personalized look. The cover features a cut-away bottom design that exposes the filter element to maximize the airflow when installed with a Screamin’ Eagle® High-Flow Air Cleaner Kit.

Fits '12-'16 XL1200V and '11-'15 FLS and FXS models with Original Equipment round air cleaner. Also fits models equipped with Screamin’ Eagle Round High-Flow Air Cleaner Kits.

61300120	Chrome.
61300128	Gloss Black.



A. 120TH ANNIVERSARY AIR CLEANER TRIM – STANDARD



B. 120TH ANNIVERSARY AIR CLEANER TRIM – VENTILATOR



C. AIR CLEANER TRIM – BRUSHED ALUMINUM



D. BOBBER-STYLE ROUND AIR CLEANER COVER – CHROME



D. BOBBER-STYLE ROUND AIR CLEANER COVER – GLOSS BLACK



E. SCREAMIN' EAGLE WEDGE HIGH-FLOW AIR CLEANER



E. SCREAMIN' EAGLE WEDGE HIGH-FLOW AIR CLEANER – CHROME



E. SCREAMIN' EAGLE WEDGE HIGH-FLOW AIR CLEANER – BLACK



F. MILWAUKEE-EIGHT ENGINE AIR CLEANER COVER – GLOSS BLACK

SCREAMIN’ EAGLE® 301

Milwaukee-Eight® Stage I Upgrade

E. SCREAMIN' EAGLE® WEDGE HIGH-FLOW AIR CLEANER
Screamin’ Eagle® High-Flow Air Cleaner Kits allow free breathing and unobstructed airflow to your Milwaukee-Eight® engine—while maintaining a subtle Original Equipment look. These kits feature a die-cast back plate sized to provide an open-element function that permits airflow around the entire perimeter of the air cleaner and through the ram air opening at the front. Your engine gets more air, and you feel more power throughout the rev range. Kit includes the die-cast back plate, a high-flow oiled-cotton filter element, all required installation gaskets and hardware and a diamond-cut Screamin’ Eagle medallion to finish the look. Kits are available with your choice of chrome or textured black back plate to match your customizing style. 50-State U.S. EPA compliant.

Fits '17-later Touring (except '23-later FLHXSE, FLTRXSE, '24-later FLHX and FLTRX) and Trike models equipped with wedge style air cleaner. Not compatible with air cleaner cover on CVO™ Touring models. All models require ECM calibration with Screamin’ Eagle Pro Street Tuner for proper installation. ECE compliant on '17-later CVO Touring models. Pending approval for use in California on '21-'22 models. Refer to H-D.com/shop for status.

29400246A	Chrome.
29400245A	Black.

Fits California '17-22 Touring and Trike models. Not compatible with air cleaner cover on CVO™ Touring models. All models require ECM calibration with Screamin’ Eagle® Pro Street Tuner for proper installation.

29400472	Chrome.
29400471	Gloss Black.

Also available:
SCREAMIN’ EAGLE AIR CLEANER MEDALLION – MILWAUKEE-EIGHT®
Dress your factory air cleaner cover with a diamond-cut Screamin’ Eagle medallion. Lock patch holds the medallion firmly in place and is easy to remove for access to the air cleaner hardware.
61300762
Fits '17-later Touring and Trike models equipped with Original Equipment wedge air cleaner cover. Does not fit CVO models.

F. MILWAUKEE-EIGHT® ENGINE AIR CLEANER COVER – GLOSS BLACK
Complete the blacked-out look. This Gloss Black Air Cleaner Cover adds a sinister touch without changing the signature profile of your Milwaukee-Eight engine.
61300828
Fits '17-later Touring (except CVO) and Trike models with Original Equipment wedge style air cleaner or Screamin’ Eagle Wedge High-Flow Air Cleaner.

Street legal and/or street compliant statements refer to product meeting 50-State emissions and noise standards in the United States.
The street legal and/or street compliant statements may not apply to markets outside of the United States.

302 SCREAMIN’ EAGLE®

Milwaukee-Eight® Stage I Upgrade

A. SCREAMIN’ EAGLE® HIGH-FLOW EXHAUST SYSTEM ❶ – SOFTAIL® MODELS

The Screamin’ Eagle® High-Flow Exhaust for Softail® models provides bolt-on performance by reducing the catalyst restrictions and improving exhaust flow. This High-Flow Exhaust is optimized for use with the Screamin’ Eagle 128/131 Stage IV Kits or 131 Crate Engine equipped for Softail models with Milwaukee-Eight® engine. Maximize the horsepower and torque of your performance build when your bike needs it most, all while reducing the weight of your exhaust system by over 20 percent. Offered in durable Satin Black or Stainless finishes to complement your customization journey. Go ahead, let it rip!

- Replaces the stock head pipe and mufflers with large diameter, free-flowing head pipes and matching muffler.
- Mandrel-bent and TIG welded stainless steel headers are meticulously assembled with race shop precision for perfect fitment on your motorcycle.
- Maintains flat torque curve from cruising RPM to redline.
- 2-into-1 full exhaust system reduces weight and provides serious performance look.
- Pre-tapped for stock or wide-band O2 sensors for easy, emissions-compliant installation.
- Dial system to motorcycle by using the Screamin’ Eagle Street Performance Tuner to tune ECM specifically to match performance upgrades.

49-State U.S. EPA Compliant on select '18-later Softail models. Refer to www.H-D.com/Shop for status.

Fits '18-later Softail models (except FXDRS, FLFB, FLFBS, FXBR, and FXBRS). Compliant 49-State, Canada, Australia, and New Zealand. Also fits '18-20 Softail models sold in Mexico. Does not fit California models.

64900828	Satin Black.
64900829	Stainless.



A. SCREAMIN’ EAGLE HIGH-FLOW EXHAUST SYSTEM – SOFTAIL MODELS



A. SCREAMIN’ EAGLE® SOFTAIL® MODEL HIGH-FLOW EXHAUST SYSTEM – SOFTAIL MODELS, SATIN BLACK



A. SCREAMIN’ EAGLE® SOFTAIL® MODEL HIGH-FLOW EXHAUST SYSTEM – SOFTAIL MODELS, STAINLESS

NOTE: There is no warranty on exhaust pipes and mufflers with regard to any discoloration. Blueing is caused by tuning characteristics, cam timing, carburetor jetting, over-heating, etc. and is not caused by defective manufacturing.

Street legal and/or street compliant statements refer to product meeting 50-State emissions and noise standards in the United States.
The street legal and/or street compliant statements may not apply to markets outside of the United States.



B. SCREAMIN’ EAGLE STREET CANNON MUFFLERS – CHROME, SHORT (SHOWN ON SOFTAIL DELUXE MODEL)



B. SCREAMIN’ EAGLE STREET CANNON MUFFLERS – CHROME, LONG (SHOWN ON FAT BOY MODEL)



B. STANDARD CHROME MUFFLER END CAPS (INCLUDED WITH STREET CANNON MUFFLERS)



C. SCREAMIN’ EAGLE SATIN BLACK MUFFLER END CAPS

SCREAMIN’ EAGLE® 303

Milwaukee-Eight® Stage I Upgrade

B. SCREAMIN’ EAGLE® STREET CANNON MUFFLERS – CHROME ❷

Call attention to your ride without calling attention to your ride. Tuned to provide a deep bass exhaust note and great rumble throughout the RPM range, these 3.5" Street Cannon mufflers deliver the famous Harley sound while preserving the peace with your neighbors. You get a nice bark when you get on the throttle, and a deep mellow tone when cruising at constant speed. The tuned baffles work with the internal high-flow catalyst to strike the perfect balance required to deliver performance that you can feel in your gut. The large 3.5" diameter Street Cannons provide free flow of exhaust gases with just the right amount of back pressure for a smooth-running ride. Mufflers include matching chrome end caps with subtle engraved Screamin’ Eagle logo. Looking to black out your ride? Optional satin black wrap-around muffler shields and end caps are available to complete the look.

64900636 Short – Domestic.
Fits '18-later FLDE, FLHC and FLHCS models. Includes chrome muffler end caps. Installation requires separate purchase of Muffler Clamps P/N 65900012 (Qty 2) and Exhaust Gaskets P/N 65900017 (Qty 2). All models require ECM calibration with Screamin’ Eagle Pro Street Tuner (sold separately). Pending approval for use in California on '21-'22 models. Refer to H-D.com/shop for status.

64901192 Short – ECE Certified.
Designed for International markets that require ECE certified mufflers. Fits '21-later FLDE, FLHC and FLHCS models. Includes chrome muffler end caps. Installation requires separate purchase of Muffler Clamps P/N 65900012 (Qty 2) and Exhaust Gaskets P/N 65900017 (Qty 2).

64900690 Long – Domestic.
Fits '18-later FLFB, FLFBS, FLSL, FXBB, FXBBS, FXBR, FXBRS, FXLR, FXLRS, FXLRST and FXST models. Includes chrome muffler end caps. Installation requires separate purchase of Muffler Clamps P/N 65900012 (Qty 2) and Exhaust Gaskets P/N 65900017 (Qty 2). All models require ECM calibration with Screamin’ Eagle Pro Street Tuner (sold separately). Pending approval for use in California on '21-'22 models. Refer to H-D.com/shop for status.

64901193 Long – ECE Certified.
Designed for International markets that require ECE certified mufflers. Fits '21-later FLFB, FLFBS, FLSL, FXBB, FXBBS, FXBR, FXBRS, FXLR, FXLRS, FXLRST and FXST models. Includes chrome muffler end caps. Installation requires separate purchase of Muffler Clamps P/N 65900012 (Qty 2) and Exhaust Gaskets P/N 65900017 (Qty 2).

C. MUFFLER END CAPS – 3.5" SATIN BLACK ❸

These easy-to-install caps allow you to finish your Softail® 3.5" Screamin Eagle Street Cannon mufflers your way. Sold in pairs these Satin Black end caps feature a subtle engraved Screamin’ Eagle script for a clean look. Installation hardware included.

65100153
Fits '18-later Softail models equipped with Screamin’ Eagle Street Cannon Mufflers P/N 64900636, 64900638, 64900690 or 64900691.

NOTE: There is no warranty on exhaust pipes and mufflers with regard to any discoloration. Blueing is caused by tuning characteristics, cam timing, carburetor jetting, over-heating, etc. and is not caused by defective manufacturing.

Street legal and/or street compliant statements refer to product meeting 50-State emissions and noise standards in the United States.
The street legal and/or street compliant statements may not apply to markets outside of the United States.

304 SCREAMIN’ EAGLE®

Milwaukee-Eight® Stage I Upgrade

A. SCREAMIN' EAGLE® STREET CANNON MUFFLERS – SPORT GLIDE® MODELS

Tuned to provide a deep bass exhaust note and great rumble throughout the RPM range, this 4.5" Street Cannon muffler delivers the famous Harley sound while preserving the peace with your neighbors. You get a nice bark when you get on the throttle, and a deep mellow tone when cruising at constant speed. The tuned baffle works with the internal high-flow catalyst to strike the perfect balance required to deliver performance that you can feel in your gut. The large 4.5" diameter Street Cannon provides free flow of exhaust gases with just the right amount of back pressure for a smooth-running ride and can be fitted with a wide variety of styled muffler end caps to provide the perfect finishing touch. Requires choice of chrome or satin black muffler shield with laser etched logo.

Fits '18-later FLSB models. Installation requires separate purchase of Muffler Shield, Muffler End Cap, Muffler Clamp P/N 65900007 (Qty 1) and Muffler Gasket P/N 65900040 (Qty 1). Requires ECM calibration with Screamin' Eagle® Pro Street Tuner (sold separately). Pending approval for use in California on '21 models. Refer to H-D.com/shop for status.

64900752	Chrome.
64900754	Black.

Designed for International markets that require ECE certified mufflers. Fits '21-later FLSB models. Installation requires separate purchase of Muffler Shield, Muffler End Cap, Muffler Clamp P/N 65900007 (Qty 1) and Muffler Gasket P/N 65900040 (Qty 1).

64901190	Chrome,
64901191	Black,

Shown with:
MUFFLER SHIELD
Styled to hug the lines of the uniquely shaped stepped muffler design of the Screamin' Eagle Street Cannon for Sport Glide® models. Offered in both chrome and satin black and feature a subtle engraved Screamin' Eagle script for a clean look.

Fits '18-later FLSB models equipped with Screamin' Eagle Street Cannon Mufflers P/Ns 64900752, 64900754, 64900756, 64900758.

65400466	Chrome.
65400468	Black.

B. MUFFLER END CAPS – 4.5"
Fits '18-later FLSB and '17-later Touring models equipped with 4.5" Screamin' Eagle Street Cannon Mufflers. Does not fit CVO™ Touring mufflers. Sold Individually.

1. 65100165	Slash Cut – Chrome.
2. 65100166	Slash Cut – Black.
3. 65100216	Empire – Chrome.
4. 65100217	Empire – Black.
5. 65100218	Empire – Machine Cut.
6. 65100160	Two-Piece – Chrome.
7. 65100161	Two-Piece – Black.

NOTE: There is no warranty on exhaust pipes and mufflers with regard to any discoloration. Blueing is caused by tuning characteristics, cam timing, carburetor jetting, over-heating, etc. and is not caused by defective manufacturing.

Street legal and/or street compliant statements refer to product meeting 50-State emissions and noise standards in the United States.
The street legal and/or street compliant statements may not apply to markets outside of the United States.



A. SCREAMIN' EAGLE STREET CANNON MUFFLERS – SPORT GLIDE MODELS, BLACK (SHOWN WITH BLACK MUFFLER SHIELD)



A. SCREAMIN' EAGLE STREET CANNON MUFFLERS – SPORT GLIDE MODELS, CHROME (SHOWN WITH CHROME MUFFLER SHIELD)



B. MUFFLER END CAPS



C. SATIN BLACK MUFFLER SHIELDS – SHORT (SHOWN ON FLHC MODEL WITH SATIN BLACK EXHAUST SHIELDS)



D. SATIN BLACK EXHAUST SHIELD KITS



D. SATIN BLACK EXHAUST SHIELD KIT



D. SATIN BLACK COLLECTOR SHIELD – FAT BOB MODELS

305 SCREAMIN’ EAGLE®

Milwaukee-Eight® Stage I Upgrade

C. SATIN BLACK MUFFLER SHIELDS

Complete the blacked-out look. These rich satin-black shields wrap the chrome Street Cannon mufflers and complete the conversion to a sinister look. Styled to hug the lines of the mufflers, the blunt-cut shields are sized to expose the muffler end cap for a custom touch. Easy-to-install kit includes front and rear shields and black mounting clamps.

65400457 Short Shields.
Fits '18-later FLDE, FLHC and FLHCS models equipped with Screamin' Eagle® Street Cannon Mufflers P/N 64900636 or 64900638.

65400461 Long Shields.
Fits '18-later FLFB, FLFBS, FLSL, FXBB, FXBBS, FXBR, FXBRS, FXLR, FXLRS, FXLRST and FXST models equipped with Screamin' Eagle® Street Cannon Mufflers P/N 64900690 or 64900691.

D. SATIN BLACK EXHAUST SHIELD KIT

Extend the custom look along the bike's entire profile. These formed steel exhaust shields are available in a unique satin black ceramic finish that complements black Screamin' Eagle Street Cannon Muffler Shields. This exhaust shield kit has survived stringent Harley-Davidson testing for durability and corrosion resistance. Manufactured to Original Equipment standards for exact fit, the easy-to-install kit includes front and rear head pipe shields.

65400458
Fits '18-later FLDE, FLHC and FLHCS models.

65400459
Fits '18-later FLSL, FXLR and FXST models.

65400460
Fits '18-later FLFB, FLFBS, FXBR and FXBRS models.

65400472
Fits '18-later FLSB, FXFB, FXFBS and '19-'20 FXDRS models.

65400480
Fits '18-'20 FLSB models.

65400481 Collector Shield.
Fits '18-later FXFB and FXFBS models.

NOTE: There is no warranty on exhaust pipes and mufflers with regard to any discoloration. Blueing is caused by tuning characteristics, cam timing, carburetor jetting, over-heating, etc. and is not caused by defective manufacturing.

Street legal and/or street compliant statements refer to product meeting 50-State emissions and noise standards in the United States.
The street legal and/or street compliant statements may not apply to markets outside of the United States.

306 SCREAMIN’ EAGLE®

Milwaukee-Eight® Stage I Upgrade

A. SCREAMIN' EAGLE® EXTREME FLOW TITANIUM SLIP-ON MUFFLERS

Realize a significant weight reduction and a deep, sporty exhaust tone with these Screamin' Eagle® Extreme Street Cannon mufflers, designed specifically to fit on '17-later Touring models. These mufflers weigh 30% less than the Original Equipment mufflers. The oval shape maintains the Original Equipment lean angle. The titanium mufflers and Forged Carbon Fiber end caps are both lightweight and durable. They have a matte black finish with laser etched Screamin' Eagle logo and complement other lightweight Forged Carbon Fiber accessories. The mufflers are 49-state U.S. EPA compliant. Screamin' Eagle products are not available for sale and are not street legal in all countries. Please contact your local dealer for more information.

64901365
Fits '17-later Touring models. Does not fit Trike or California models. All models require ECM calibration with Screamin' Eagle Pro Street Tuner for proper installation.

B. SCREAMIN' EAGLE® STREET CANNON PERFORMANCE SLIP-ON MUFFLERS – 4.5"

Dialed in to enhance the performance of the Milwaukee-Eight® engine, these slip-on mufflers feature a large inlet for improved airflow. When teamed with a free-flowing air cleaner, these Street Cannon mufflers deliver horsepower and torque gains you can feel. The large 4.5" diameter mufflers are tuned to provide a rich exhaust note, a deep bass rumble and great throaty sound when you roll on the throttle. But to strike a balance with your neighbors, the large internal volume and strategically designed baffles help maintain the peace at partial throttle. The large-diameter body adds a muscular look to your ride, and the newly designed mounts keep the mufflers tucked in close to the bags for a clean profile and can be fitted with a wide variety of styled muffler end caps to provide the perfect finishing touch.

Fits '17-later Touring models. Does not fit Trike models. Installation requires separate purchase of Muffler Clamps P/N 65900012 and 65900015. Requires separate purchase of end caps. All models require ECM calibration with Screamin' Eagle® Pro Street Tuner for proper installation. Pending approval for use in California on '21-'22 models. Refer to H-D.com/shop for status.

64900552A Chrome.
64900553B Satin Black.

Fits '21-later Touring Models. Does not fit Trike models. Designed for International markets that require ECE-certified mufflers. Include matching Two-Piece Muffler end caps. Installation requires separate purchase of Muffler Clamps P/N 65900012 and 65900015.

64901208 Chrome.
64901205 Satin Black.

Fits '17-'20 114CI and 117CI Touring models. Does not fit Trike models. Designed for International markets that require ECE certified mufflers. Includes matching Two-piece Muffler end caps. Installation requires separate purchase of Muffler Clamps P/N 65900012 and 65900015.

64900555A Chrome – ECE Certified.
64900554B Satin Black – ECE Certified.

NOTE: There is no warranty on exhaust pipes and mufflers with regard to any discoloration. Blueing is caused by tuning characteristics, cam timing, carburetor jetting, over-heating, etc. and is not caused by defective manufacturing.

Street legal and/or street compliant statements refer to product meeting 50-State emissions and noise standards in the United States.
The street legal and/or street compliant statements may not apply to markets outside of the United States.



A. SCREAMIN' EAGLE® EXTREME FLOW TITANIUM SLIP-ON MUFFLERS



B. SCREAMIN' EAGLE STREET CANNON PERFORMANCE SLIP-ON MUFFLERS – 4.5" – CHROME (SHOWN WITH CHROME TWO-PIECE END CAPS)



B. SCREAMIN' EAGLE STREET CANNON PERFORMANCE SLIP-ON MUFFLERS – 4.5" – SATIN BLACK (SHOWN WITH SATIN BLACK TWO-PIECE END CAPS)



C. TWO-PIECE MUFFLER END CAP KIT – 4.5" – CHROME



D. MUFFLER END CAP KIT – 4.5" – BLUNT - STAINLESS



E. EMPIRE COLLECTION MUFFLER END CAP KIT – CHROME



E. EMPIRE COLLECTION MUFFLER END CAP KIT – SATIN BLACK



F. BLUNT SLASH UP/DOWN/OUT MUFFLER END CAP KIT – 4.5" – CHROME



C. TWO-PIECE MUFFLER END CAP KIT – 4.5" – SATIN BLACK



D. MUFFLER END CAP KIT – 4.5" – SLASH UP/DOWN - GLOSS BLACK



E. EMPIRE COLLECTION MUFFLER END CAP KIT – MACHINE CUT



E. EMPIRE COLLECTION MUFFLER END CAPS



F. BLUNT SLASH UP/DOWN/OUT MUFFLER END CAP KIT – 4.5" – SATIN BLACK

SCREAMIN’ EAGLE® 307

Milwaukee-Eight® Stage I Upgrade

C. TWO-PIECE MUFFLER END CAP KIT – 4.5"

Shaped to provide a complete finishing touch to the rear of your bike, these slash-cut end caps feature a reverse cone rolled edge for a massive solid billet look. The reverse cone opening hugs the internal slotted flash suppressor-inspired barrel for a weapons-grade style.

Fits '17-later Touring models equipped with 4.5" Screamin' Eagle® Street Cannon Mufflers and Screamin' Eagle High-Flow Exhaust Systems with 4.5" Street Cannon Mufflers.

65100078 Chrome.
65100076A Satin Black.

D. MUFFLER END CAP KIT – 4.5"

These easy-to-install performance end caps allow you to finish your 4.5" Screamin' Eagle Street Cannon mufflers your way. Sold in pairs. Installation hardware included.

Fits '17-later Touring models equipped with 4.5" Screamin' Eagle Street Cannon Mufflers and Screamin' Eagle High-Flow Exhaust Systems with 4.5" Street Cannon Mufflers.

65100196 Blunt/Stainless Steel.
65100205 Slash Up/Down/Out-Gloss Black.

E. EMPIRE™ COLLECTION MUFFLER END CAP KIT - 4.5"

Executed in durable cast and billet aluminum, these Empire™ Collection End Caps add a captivating custom detail that complements other matching accessories.

Fits '17-later Touring models equipped with 4.5" Screamin' Eagle Street Cannon Mufflers and Screamin' Eagle High-Flow Exhaust Systems with 4.5" Street Cannon Mufflers.

65100219 Chrome.
65100221 Machine Cut.
65100220 Satin Black.

F. BLUNT SLASH UP/DOWN/OUT MUFFLER END CAP KIT – 4.5"

These easy-to-install slash-cut end caps allow you to finish your 4.5" Screamin' Eagle Street Cannon mufflers your way. Sold in pairs. Installation hardware included.

Fits '17-later Touring models equipped with 4.5" Screamin' Eagle Street Cannon mufflers. Does not fit CVO™ Touring mufflers. Also fits High-Flow Exhaust Systems P/N's 64800059, 64800062, 65600329, 65600330, 65600331 and 65600332.

65100085 Chrome.
65100084A Satin Black.

Street legal and/or street compliant statements refer to product meeting 50-State emissions and noise standards in the United States.
The street legal and/or street compliant statements may not apply to markets outside of the United States.

308 SCREAMIN' EAGLE®

Milwaukee-Eight® Stage I Upgrade

A. SCREAMIN' EAGLE® HIGH-FLOW EXHAUST SYSTEM WITH STREET CANNON MUFFLERS

The Screamin' Eagle® High-Flow Exhaust system provides bolt-on performance by reducing the catalyst restrictions and improving exhaust flow. This exhaust system is optimized for use with Screamin' Eagle Stage Kit-equipped Milwaukee-Eight® engines. The complete exhaust system starts with race-shop constructed oversized mandrel-bent and hand TIG-welded stainless steel head pipes, and flows through a unique crossover to improve the flow of spent cylinder gasses. The large inlet 4.5" Street Cannon mufflers feature baffles that are optimized for aggressive performance and sound under acceleration, and deliver a rich mellow note. The combination of tuned-flow headers and Street Cannon mufflers with relocated catalyst maximizes horsepower, maintains solid midrange torque and manages heat. The proof is in the horsepower and torque numbers. Dial the system to your motorcycle by using the Screamin' Eagle Pro Street Tuner to tune your ECM specifically to match your performance upgrades. The complete system includes exhaust headers pre-tapped for standard or Screamin' Eagle wide-band O2 sensors, large 4.5" diameter Street Cannon mufflers, and matching exhaust heat shields. Complete the look with your choice of custom muffler end caps (sold separately). This High-Flow Exhaust System is designed to pair with a 128CI or 131CI Stage IV Kit or Crate Engine to ensure maximum performance. 49-State U.S. EPA compliant. Refer to www.H-D.com/Shop for status.

Fits '17-later Touring models (except '23-later FLHXSE, FLTRXSE, '24-later FLHX and FLTRX models). Does not fit Trike models. Does not fit with Dominion™ Transmission Side Covers. Separate purchase of Screamin' Eagle 4.5" endcaps required. All models require ECM calibration with Screamin' Eagle Pro Street Tuner for proper installation. See Dealer for details. Does not fit California models.

65600330	Gloss Black with Gloss Black Mufflers.
65600331	Chrome with Chrome Mufflers.
65600332	Satin Black with Satin Black Mufflers.

B. SATIN BLACK EXHAUST SHIELD KIT

These formed steel exhaust shields feature a unique black coating that complements the finish of the Screamin' Eagle black slip-on mufflers. The rich black coating maintains its uniform black finish and has survived stringent Harley-Davidson testing for durability and corrosion resistance. Manufactured to Original Equipment standards for exacting fit, the easy-to-install kit includes front and rear head pipe shields.

65400285A
Fits '17-later Touring and Trike models.

NOTE: There is no warranty on exhaust pipes and mufflers with regard to any discoloration. Blueing is caused by tuning characteristics, cam timing, carburetor jetting, over-heating, etc. and is not caused by defective manufacturing.

Street legal and/or street compliant statements refer to product meeting 50-State emissions and noise standards in the United States.
The street legal and/or street compliant statements may not apply to markets outside of the United States.



A. SCREAMIN' EAGLE HIGH-FLOW EXHAUST SYSTEM WITH STREET CANNON MUFFLERS
GLOSS BLACK WITH GLOSS BLACK MUFFLERS



A. SCREAMIN' EAGLE HIGH-FLOW EXHAUST SYSTEM WITH STREET CANNON MUFFLERS
CHROME WITH CHROME MUFFLERS



A. SCREAMIN' EAGLE HIGH-FLOW EXHAUST SYSTEM WITH STREET CANNON MUFFLERS
SATIN BLACK WITH SATIN BLACK MUFFLERS



B. SATIN BLACK EXHAUST SHIELD KIT

SCREAMIN' EAGLE® 309



THE BASICS

• Choose a **TORQUE CAM** or **POWER CAM** based on riding style

• A performance cam increases both the lift in the valve train (pushing the valve open farther) and the duration of the valve opening (how long the valve stays open)



A. SCREAMIN' EAGLE® MILWAUKEE-EIGHT® STAGE II – TORQUE KIT (CHROME COVERS SHOWN)

A. SCREAMIN' EAGLE® MILWAUKEE-EIGHT® STAGE II – TORQUE KIT

This kit was developed for the budget-minded rider who wants to experience crisp throttle response and acceleration he or she can feel at slower speeds. The 5% increase in torque can be felt immediately off the line and continues to build by up to a 14% increase @ 4500 RPM – the ideal power band for passing slow-moving vehicles.

SE8-447 Cam

- Delivers enhanced torque and horsepower in the low to mid RPM range
- Produces passing power without a downshift or high revs
- Minimally invasive, only requiring opening of the cam chest
- Retains Original Equipment Factory Warranty

Fits '18-later Softail® and '17-later Touring and Trike models. Not intended for use on '18-later CVO™ Touring and Trike models. Not intended for use on Touring and Softail Models equipped with an OE 117 Engine. Requires separate purchase of Cam Drive Retention Kit P/N 25566-06. Installation may require Cam Spacer Kit P/N 25928-06. For '17-'18 Touring models, installation of Oil Pump Cover P/N 62400206 is recommended (sold separately). All models require ECM calibration with Screamin' Eagle® Pro Street Tuner for proper installation. See Dealer for details. Does not fit '22 California models. Refer to H-D.com/shop for status.

92500047	Chrome Covers.
92500074	Gloss Black Covers.

Fits '18-22 California Softail and '17-22 California Touring and California Trike models. Not intended for use on 18-later CVO models or models equipped with an OE 117ci engine. Requires separate purchase of Cam Drive Retention Kit P/N 25566-06. Installation may require Cam Spacer Kit P/N 25928-06. For '17-'18 Touring models, installation of Oil Pump Cover P/N 62400206 is recommended (sold separately). All models require ECM calibration with Screamin' Eagle Pro Street Tuner for proper installation.

92500127	Chrome.
92500129	Gloss Black.

THE PERFORMANCE

TORQUE KIT

• The rider will feel up to a 15% increase in performance in the low to mid RPM range

• Experience crisp throttle response and acceleration that can be felt at slower speeds, perfect for passing slow moving vehicles without downshifting

POWER KIT

• The rider will feel up to a 25% increase in performance in the mid to upper RPM range

• Experience an adrenaline-pumping burst of speed while heading toward the red line



B. SCREAMIN' EAGLE MILWAUKEE-EIGHT STAGE II – POWER KIT (GLOSS BLACK COVERS SHOWN)

B. SCREAMIN' EAGLE MILWAUKEE-EIGHT STAGE II – POWER KIT

This kit was developed for the budget-minded rider who wants to experience that adrenaline-pumping burst of speed while heading toward the red line. The additional power starts to build @ 3000 RPM and continues to build by up to 24% at redline. Riding the bike aggressively will require downshifting to lower gears to keep the engine operating in the higher RPM range.

SE8-462 Cam

- Ideal for riders looking for excitement and willing to ride in the upper RPM range
- Produces greater acceleration in the mid and upper RPM range
- Minimally invasive, only requiring opening of the cam chest
- Retains Original Equipment Factory Warranty

Fits '18-later Softail® and '17-later Touring models. Does not fit Trike models. Requires separate purchase of Cam Drive Retention Kit P/N 25566-06. Installation may require Cam Spacer Kit P/N 25928-06. For '17-'18 Touring models, installation of Oil Pump Cover P/N 62400206 is recommended (sold separately). All models require ECM calibration with Screamin' Eagle® Pro Street Tuner for proper installation. See Dealer for details. Does not fit '22 California models. Refer to H-D.com/shop for status.

92500058	Chrome Covers.
92500075	Gloss Black Covers.

Fits '18-22 California Softail and '17-22 California Touring models. Does not fit California Trike models. Requires separate purchase of Cam Drive Retention Kit P/N 25566-06. Installation may require Cam Spacer Kit P/N 25928-06. For '17-'18 Touring models, installation of Oil Pump Cover P/N 62400206 is recommended (sold separately). All models require ECM calibration with Screamin' Eagle Pro Street Tuner for proper installation.

92500128	Chrome.
92500130	Gloss Black.



TORQUE

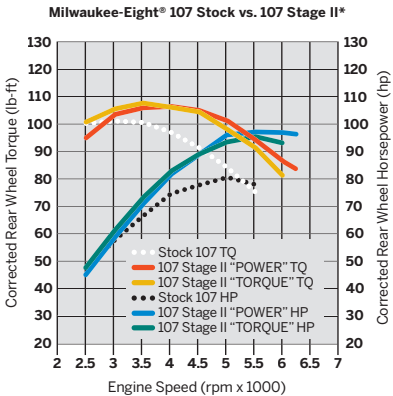


POWER

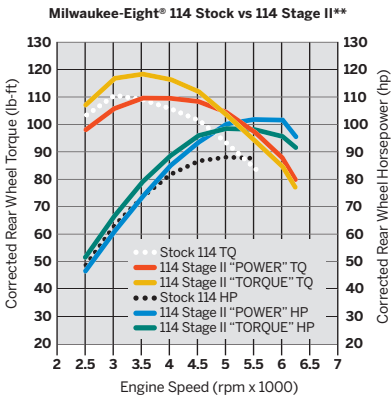
Description	Part Number	Lift @ Valve Intake/Exhaust	Duration @ .050" Intake/Exhaust	Timing @ .050" Lift Open/Closed	TDC Lift @ Valve Intake/Exhaust
Stock	25400190	.350"/.374"	174°/199°	Intake: 7° ATDC/1° ABDC Exhaust: 33° BBDC/14° BTDC	.057"/.048"
CVO™	25400273	.432"/.445"	188°/212°	Intake: 11° ATDC/19° ABDC Exhaust: 47° BBDC/15° BTDC	.044"/.044"
SE8-447 TORQUE	25400199	.447"/.462"	197°/217°	Intake: 0° ATDC/17° ABDC Exhaust: 42° BBDC/5° BTDC	.080"/.064"
SE8-462 POWER	25400200	.462"/.463"	197°/235°	Intake: 7° ATDC/24° ABDC Exhaust: 53° BBDC/2° BTDC	.057"/.086"
SE8-498 POWER Included in Stage III Kit	25400202	.498"/.491"	209°/247°	Intake: 4° ATDC/33° ABDC Exhaust: 60° BBDC/7° BTDC	.065"/.103"
Stock '24 FLHX & FLTRX	25400273	.432"/.445"	188°/212°	Intake: 11° ATDC/19° ABDC Exhaust: 47° BBDC/15° BTDC	.044"/.044"
CVO ST & SE8-511	25400476	.511"/.511"	Front Cylinder 208°/217°	Front Cylinder Intake: 3° BTDC/25° ABDC Exhaust: 40° BBDC/3° BTDC	.102"/.091"
CVO ST & SE8-511	25400476	.511"/.511"	Rear Cylinder 202°/217°	Rear Cylinder Intake: 1° ATDC/23° ABDC Exhaust: 43° BBDC/6° BTDC	.102"/.091"
SE8-515 POWER Included in Stage IV Kit	25400201	Front Cylinder .515"/.513"	Front Cylinder 227°/249°	Front Cylinder Intake: 2° BTDC/45° ABDC Exhaust: 62° BBDC/7° ATDC	Front Cylinder .056"/.066"
		Rear Cylinder .516"/.515"	Rear Cylinder 219°/242°	Rear Cylinder Intake: 6° ATDC/45° ABDC Exhaust: 61.5° BBDC/.5° ATDC	Rear Cylinder .036"/.052"
SE8-517 POWER Included in Stage IV Kit	25400353	Front Cylinder .515"/.513"	Front Cylinder 227°/242°	Front Cylinder Intake: 7° BTDC/40° ABDC Exhaust: 62° BBDC/7° ATDC	Front Cylinder .112"/.066"
		Rear Cylinder .515"/.513"	Rear Cylinder 227°/242°	Rear Cylinder Intake: 7° ATDC/40° ABDC Exhaust: 61° BBDC/.5° ATDC	Rear Cylinder .112"/.052"

Theoretical, based on rocker arm ratio of 1.65. Valve train components, operation temperature and tolerance stack-up will affect actual lifts.

C. SCREAMIN' EAGLE PERFORMANCE CAM SPECS



* FLHX 107 Stage II "POWER" with Ventilator A/C & Street Cannon Mufflers
* FLHX 107 Stage II "TORQUE" with Heavy Breather A/C & Street Cannon Mufflers



** FLHXSE 114 Stage II "POWER" with Ventilator A/C & Street Cannon Mufflers
** FLHXSE 114 Stage II "TORQUE" with Heavy Breather A/C & Street Cannon Mufflers

C. MILWAUKEE-EIGHT® PERFORMANCE CAMS

Screamin' Eagle® SE8-447 Cam – Torque

- Enhanced torque in the low to mid RPM band
- Ideal for a fully loaded bike
- Increased horsepower in the mid RPM range
- Responds well to roll-on throttle application
- Crisp throttle response and acceleration at lower speeds
- Can be used with stock valve springs

Fits '18-later Softail® and '17-later Touring and Trike models. Requires separate purchase of Cam Drive Retention Kit P/N 25566-06. Installation requires removal of rocker box covers and rocker arms or installation of adjustable push-rods. Installation may require Cam Spacer Kit P/N 25928-06. All models require ECM calibration with Screamin' Eagle® Pro Street Tuner for proper installation. Pending Regulatory approval for '21-later models. Refer to product information at www.H-D.com/shop for status.

25400199

Screamin' Eagle SE8-462 Cam – Power

- Improved power in mid and upper RPM band
- Ideal for a fully loaded bike
- Thrilling acceleration and crisp throttle response
- Ideal for rider who likes to downshift and twist the throttle
- Responds well to aggressive throttle application
- Can be used with stock valve springs

Fits '18-later Softail and '17-later Touring models. Requires separate purchase of Cam Drive Retention Kit P/N 25566-06. Installation may require Cam Spacer Kit P/N 25928-06. All models require ECM calibration with Screamin' Eagle Pro Street Tuner for proper installation. ending Regulatory approval for '20-later models. Refer to product information at www.H-D.com/shop for status.

25400200

Screamin' Eagle SE8-498 Cam – Power

Replacement cam for models equipped with Screamin' Eagle Milwaukee-Eight® Stage III Kits.

- Improved acceleration on the straightaway
- Ideal for lighter bike with bigger displacement
- Exhilarating acceleration at high engine speeds.
- Responds well to a healthy twist of the throttle
- High-lift profile for complete filling of cylinders
- Requires Performance Valve Springs P/N 18100080

25400202

Screamin' Eagle SE8-515 Cam

Replacement cam for models equipped with Screamin' Eagle Milwaukee-Eight 114 or 117ci Stage IV kits.

- Hard acceleration off the line
- Improved mid-range and high RPM horsepower
- Stump-pulling torque throughout the RPM band
- Significant increase in rear wheel torque and power
- High lift and long duration for complete cylinder filling
- Requires Performance Valve Springs P/N 18100080

25400201

Screamin' Eagle SE8-517 Cam

Developed for Milwaukee-Eight 128CI and 131CI Stage IV kits, this high-performance cam enhances efficient filling of the cylinder at the optimum timing. Offered as a stand-alone component for the engine builder looking to develop a custom performance recipe, it provides premium mid- to upper-range power.

Replacement cam for models equipped with Screamin' Eagle Milwaukee-Eight 128 or 131CI Stage IV kits.

25400353

312 SCREAMIN’ EAGLE®

Milwaukee-Eight® Stage II Upgrade

A. SCREAMIN' EAGLE® PREMIUM TAPERED QUICK-INSTALL ADJUSTABLE PUSHRODS

These premium pushrods are tapered for enhanced clearance at the cylinder head, allowing the use of higher-lift cams. The one-piece chrome moly tube adds rigidity and durability and the threaded adjustment feature provides easy cam installation without removing the cylinder heads or rocker boxes. To simplify adjustment, the tube features six flats, with one flat marked with a large dot for tracking the adjustment. The threaded rod features 4 flats to reduce wrench swing. Kit includes 4 pushrods and required pushrod tube covers.

Fits '18-later Softail® and '17-later Touring and Trike models.

17900073	With Black Covers.
17900058	With Chrome Covers.

B. SCREAMIN' EAGLE PERFORMANCE VALVE SPRING KIT

These performance beehive-shaped valve springs provide increased stiffness and strength in a compact design. Designed to support the installation of higher lift cams, these performance springs help maintain the stability of the valve train in high RPM conditions. Complete kit includes 8 springs, upper collars and keepers and lower collars with integral valve seals. Recommended for use with cam lifts greater than .470". 18100080 Fits '18-later Softail and '17-later Touring and Trike models.



A. SCREAMIN' EAGLE PREMIUM TAPERED QUICK-INSTALL ADJUSTABLE PUSHRODS – MILWAUKEE-EIGHT POWERTRAIN – BLACK COVERS



A. SCREAMIN' EAGLE PREMIUM TAPERED QUICK-INSTALL ADJUSTABLE PUSHRODS – MILWAUKEE-EIGHT POWERTRAIN – CHROME COVERS



B. SCREAMIN' EAGLE PERFORMANCE VALVE SPRING KIT – MILWAUKEE-EIGHT POWERTRAIN

Street legal and/or street compliant statements refer to product meeting 50-State emissions and noise standards in the United States.

The street legal and/or street compliant statements may not apply to markets outside of the United States.



C. SCREAMIN' EAGLE® STAGE II KIT



C. SCREAMIN' EAGLE® STAGE II KIT



D. SCREAMIN' EAGLE SE8-511 CAM

SCREAMIN’ EAGLE® 313

Milwaukee-Eight® Stage II Upgrade

C. SCREAMIN' EAGLE® STAGE II KIT

- The high-performance SE8-511 camshaft profile, initially developed for the Milwaukee-Eight® 121 High Output engine, delivers a high-octane performance boost for 117ci models. Designed for the horsepower junkie in mind, this camshaft kit will build additional horsepower @ 4000 RPM and continues to build by up to 21% increase at redline.
- Ideal for high octane riders that consistently push their vehicle to the upper RPM range
 - Produces greater acceleration in the mid and upper RPM range
 - Includes adjustable pushrods that allow SE8-511 camshaft installation without removing the cylinder heads, significantly reducing installation time and cost
 - Kit includes Screamin' Eagle® High-Capacity Lifters
 - Black pushrod tubes to match Black engine finish
 - Retains Original Equipment Factory Warranty
 - Screamin' Eagle products are not available for sale and are not street legal in all countries. Please contact your local dealer for more information.

Fits '24-later FLHX and FLTRX models. Factory equipment on '24-later FLTRXSTSE models. Does not fit California models. All models require ECM calibration with Screamin' Eagle Pro Street Tuner for proper installation.

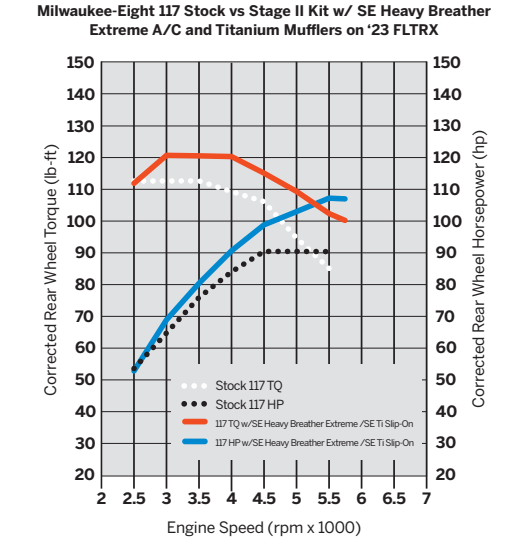
Fits '24-later FLHX and FLTRX models. Factory equipment on '24-later FLTRXSTSE models. Does not fit California models.

92500132	Black.
92500133	Chrome.

D. SCREAMIN' EAGLE SE8-511 CAM

Same camshaft specifications as the Milwaukee-Eight® 121 High Output engine camshaft. Screamin' Eagle products are not available for sale and are not street legal in all countries. Please contact your local dealer for more information.

25400476 Fits '24-later FLHX and FLTRX models. Factory equipment on '24-later FLTRXSTSE models. Does not fit California models.



314 SCREAMIN’ EAGLE®

Milwaukee-Eight® Stage III Upgrade

A. SCREAMIN' EAGLE® MILWAUKEE-EIGHT® ENGINE STAGE III KITS

This Stage III kit has been developed for the rider looking for a solid “seat of the pants” increase you can feel every time you roll on the throttle. The bump up in displacement and compression deliver a significant increase in torque and power over stock, all the while restoring the sensation of riding solo when you’re loaded down. The Stage III 107CI to 119CI upgrade delivers up to 23% more horsepower and 17% more torque and the 114CI to 122CI upgrade increases power by up to 15% and 13% more torque when compared to the Original Equipment engine configurations.

- Delivers increased response throughout the entire RPM range.
- Provides thrilling acceleration when twisting the throttle.
- Maintains flat torque curve from cruising RPM to redline.
- Can be installed without removing the engine from chassis.

49-State U.S. EPA Compliant on select '18-later Softail® Models. Refer to [www.H-D.com/Shop for status](#).

- Performance components include:**
- Screamin’ Eagle® 4.155 Big Bore Bolt-On Cylinders
 - Screamin’ Eagle® Forged 11.0:1 High-Compression Pistons and Rings
 - Screamin’ Eagle SE8-447 Torque
 - Screamin’ Eagle High Capacity Tappets
 - Screamin’ Eagle High Performance Cam Bearing
 - Screamin’ Eagle Stage III Timer Cover & Insert
 - Multi-layer coated Head Gaskets
 - Cylinder Base and Cam Cover Gaskets
 - Most necessary gaskets and seals
 - Appropriate 119CI or 122CI Timer Cover Medallion and Timer Cover Base

SCREAMIN’ EAGLE STAGE III - 107CI TO 119CI KIT
Fits '18-later Softail models equipped with 107CI Milwaukee-Eight engine. FXFB models require separate purchase of Screamin' Eagle Softail High-Flow Exhaust System P/N's 64900828 or 64900829. Requires separate purchase of Cam Drive Retention Kit P/N 25566-06. Installation may require Cam Spacer Kit P/N 25928-06. All models require ECM calibration with Screamin’ Eagle Pro Street Tuner for proper installation.

92500083	Black Non-Highlighted.
92500096	Black Highlighted.

SCREAMIN’ EAGLE STAGE III - 114CI OR 117CI TO 122CI KIT
Fits '18-later Softail models equipped with 114 or 117CI Milwaukee-Eight engines. Requires separate purchase of Cam Drive Retention Kit P/N 25566-06. Installation may require Cam Spacer Kit P/N 25928-06. FXFB and FXFBS models require separate purchase of Screamin’ Eagle Softail High Flow Exhaust P/N's 64900828 or 64900829. FXDR114 models require separate purchase of Header Pipe Assembly P/N 65600300. All models require ECM calibration with Screamin’ Eagle Pro Street Tuner for proper installation.

92500097	Black Highlighted.
----------	--------------------

Street legal and/or street compliant statements refer to product meeting 50-State emissions and noise standards in the United States.

The street legal and/or street compliant statements may not apply to markets outside of the United States.



WA. SCREAMIN' EAGLE® MILWAUKEE-EIGHT® ENGINE STAGE III KITS
BLACK NON-HIGHLIGHTED



A. SCREAMIN' EAGLE® MILWAUKEE-EIGHT® ENGINE STAGE III KITS
BLACK HIGHLIGHTED



SCREAMIN’ EAGLE® 315

Milwaukee-Eight® Stage III Upgrade

B. SCREAMIN' EAGLE® MILWAUKEE-EIGHT® ENGINE STAGE III KITS

This Stage III kit has been developed for the rider looking for a solid “seat of the pants” increase you can feel every time you roll on the throttle. The bump up in displacement and compression deliver a significant increase in torque and power over stock, all the while restoring the sensation of riding solo when you’re loaded down. The Stage III 107CI to 119CI upgrade delivers up to 23% more horsepower and 17% more torque and the 114CI to 122CI upgrade increases power by up to 15% and 13% more torque when compared to the Original Equipment engine configurations.

- Delivers increased response throughout the entire RPM range.
- Produces flexible roll-on passing power without a required downshift.
- Delivers excellent stop-light to freeway speed on-ramp acceleration.

49-State U.S. EPA Compliant on select '18-later Softail® and '17-later Touring models. Refer to [www.H-D.com/Shop for status](#).

- Performance components include:**
- Screamin’ Eagle® 4.155 Big Bore Bolt-On Cylinders
 - Screamin’ Eagle Forged 11.0:1 High-Compression Pistons and Rings
 - Screamin’ Eagle SE8-447 Torque Cam
 - Screamin’ Eagle High Capacity Tappets
 - Screamin’ Eagle High Performance Cam Bearing
 - Screamin’ Eagle Stage III Timer Cover & Insert
 - Multi-layer coated Head Gaskets
 - Cylinder Base and Cam Cover Gaskets
 - Most necessary gaskets and seals
 - Appropriate 119CI or 122CI Timer Cover Medallion and Timer Cover Base

SCREAMIN’ EAGLE STAGE III - 107CI TO 119CI KIT
Fits '17-later Touring models equipped with 107CI Milwaukee-Eight® engine. Does not fit Trike models. Requires separate purchase of Cam Drive Retention Kit P/N 25566-06. Installation may require Cam Spacer Kit P/N 25928-06. For '17-'18 Touring models, installation of Oil Pump Cover P/N 62400206 is recommended (sold separately). '17-'19 models require separate purchase of High-Capacity Oil Pump P/N 62400247. All models require ECM calibration with Screamin’ Eagle Pro Street Tuner for proper installation.

92500084	Black Highlighted.
----------	--------------------

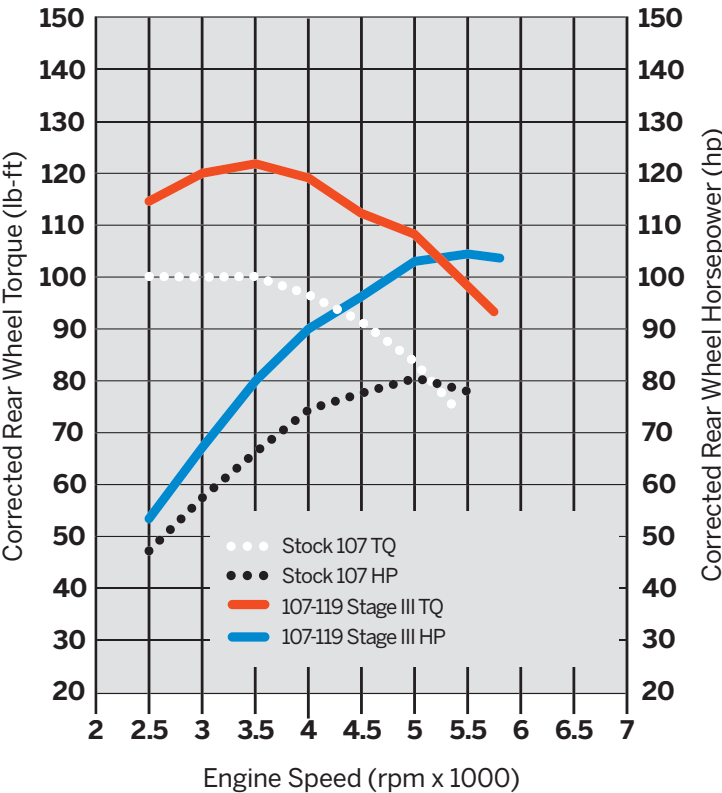
SCREAMIN’ EAGLE STAGE III - 114CI OR 117CI TO 122CI KIT
Fits '17-later Touring models equipped with 114 or 117CI Milwaukee-Eight engines. Does not fit Trike models. Requires separate purchase of Cam Drive Retention Kit P/N 25566-06. Installation may require Cam Spacer Kit P/N 25928-06. For '17-'18 Touring models, installation of Oil Pump Cover P/N 62400206 is recommended (sold separately). '17-'19 models require separate purchase of High-Capacity Oil Pump P/N 62400247 for Oil-Cooled models or 62400248 for Twin-Cooled models All models require ECM calibration with Screamin’ Eagle Pro Street Tuner for proper installation. Does not fit California models.

92500086	Black Highlighted.
----------	--------------------



B. SCREAMIN' EAGLE® MILWAUKEE-EIGHT® ENGINE STAGE III KITS

Milwaukee-Eight 107 Touring Stock vs. 107-to-119 Stage III Kit
w/ Street Cannons & Ventilator A/C



Street legal and/or street compliant statements refer to product meeting 50-State emissions and noise standards in the United States.

The street legal and/or street compliant statements may not apply to markets outside of the United States.



B. SCREAMIN' EAGLE® MILWAUKEE-EIGHT® ENGINE STAGE IV KIT
TWIN-COOLED -BLACK HIGHLIGHTED



B. SCREAMIN' EAGLE® MILWAUKEE-EIGHT® ENGINE STAGE IV KIT
OIL-COOLED -BLACK HIGHLIGHTED

STAGE IV

SCREAMIN' EAGLE® 317

Milwaukee-Eight® Stage IV Upgrade

B. SCREAMIN' EAGLE® MILWAUKEE-EIGHT® ENGINE STAGE IV KIT – 107CI TO 128CI

This Stage IV Kit was designed to deliver maximum horsepower – all the way to the redline. Features new CNC-ported heads with 1mm bigger valves and fully machined combustion chambers. Coupled with the kit's high-lift SE8-517 cam, high compression pistons and a 64mm throttle body and intake manifold, this combination delivers a thrilling 126 ft-lb of torque and 121 HP rear-wheel output when paired with Screamin' Eagle® Street Cannon Mufflers.. It's designed to run wide open at high-end RPMs and provide a significant boost of torque from cruising speed. You'll feel the difference as soon as you twist the throttle.

- Delivers increased response throughout the entire RPM range
- Provides thrilling acceleration when twisting the throttle
- Maintains flat torque curve from cruising RPM to redline
- Can be installed without removing the engine from chassis

49-State U.S. EPA Compliant on select '17-later Touring Models.

Performance components include:

- Screamin' Eagle CNC Ported Cylinder Head with CNC machined chamber and 1mm larger valves
- 128 Stage IV Timer cover
- SE8-517 High-Lift Cam
- Forged High Compression Pistons
- Screamin' Eagle High Performance Cam Bearing
- Screamin' Eagle High Performance Tappets
- Screamin' Eagle 4.31" Steel Sleeve Cylinders
- Screamin' Eagle 64mm Throttle Body and Cast Manifold
- Screamin' Eagle High Flow Injectors (5.5 g/sec)

Fits '17-'18 Touring models equipped with air/Oil-Cooled Milwaukee-Eight 107CI engine. Does not fit Trike models. '17-'19 models require separate purchase of High-Capacity Oil Pump P/N 62400248. '17-'18 Screamin' Eagle High-Capacity Clutch Plate Kit P/N 37000258. All models require ECM recalibration with the Pro Street Tuner for proper installation.

92500077	Twin-Cooled™ Black Highlighted.
92500078	Oil-Cooled Black Highlighted.

Street legal and/or street compliant statements refer to product meeting 50-State emissions and noise standards in the United States.
The street legal and/or street compliant statements may not apply to markets outside of the United States.

318 SCREAMIN’ EAGLE®

Milwaukee-Eight® Stage IV Upgrade

A. SCREAMIN' EAGLE® MILWAUKEE-EIGHT® ENGINE STAGE IV KIT 114CI OR 117CI TO 131CI

Go big or go home. With the largest displacement of any Harley-Davidson® Stage Kit, this 114CI to 131CI Stage IV Kit was designed to deliver maximum horsepower – all the way to the redline. Packaged with patent-protected cylinder technology, it allows for the largest bolt-on engine upgrade to any Milwaukee-Eight® motor. Features new CNC-ported heads with 1mm bigger valves and fully machined combustion chambers. Coupled with the kit’s high-lift SE8-517 cam, high compression pistons and a 64mm throttle body and intake manifold, this combination delivers a thrilling 131 ft-lb of torque and 121 HP rear-wheel output when paired with Screamin’ Eagle® Street Cannon Mufflers.. It’s designed to run wide open at high-end RPMs and provide a significant boost of torque from cruising speed. You’ll feel the difference as soon as you twist the throttle.

- Delivers increased response throughout the entire RPM range.
- Provides thrilling acceleration when twisting the throttle.
- Maintains flat torque curve from cruising RPM to redline.
- Can be installed without removing the engine from chassis.

49-State U.S. EPA Compliant on select '18-later Touring Models. Refer to www.H-D.com/Shop for status.

Performance components include:

- Screamin’ Eagle CNC Ported Cylinder Head with CNC machined chamber and 1mm larger valves
- 131 Stage IV Timer cover
- SE8-517 High-Lift Cam
- Forged High Compression Pistons
- Screamin’ Eagle High Performance Cam Bearing
- Screamin’ Eagle High Performance Tappets
- Screamin’ Eagle 4.31” Steel Sleeve Cylinders
- Screamin’ Eagle 64mm Throttle Body and Cast Manifold
- Screamin’ Eagle High Flow Injectors (5.5 g/sec)

Street legal and/or street compliant statements refer to product meeting 50-State emissions and noise standards in the United States.

The street legal and/or street compliant statements may not apply to markets outside of the United States.

STAGE IV



A. SCREAMIN' EAGLE® MILWAUKEE-EIGHT® ENGINE STAGE IV KIT – OIL-COOLED – BLACK HIGHLIGHTED



A. SCREAMIN' EAGLE® MILWAUKEE-EIGHT® ENGINE STAGE IV KIT – OIL-COOLED – BLACK GRANITE

STAGE IV



A. SCREAMIN' EAGLE® MILWAUKEE-EIGHT® ENGINE STAGE IV KIT – TWIN-COOLED – BLACK GRANITE



A. SCREAMIN' EAGLE® MILWAUKEE-EIGHT® ENGINE STAGE IV KIT – TWIN-COOLED – BLACK HIGHLIGHTED

SCREAMIN’ EAGLE® 319

Milwaukee-Eight® Stage IV Upgrade

A. SCREAMIN' EAGLE® MILWAUKEE-EIGHT® ENGINE STAGE IV KIT

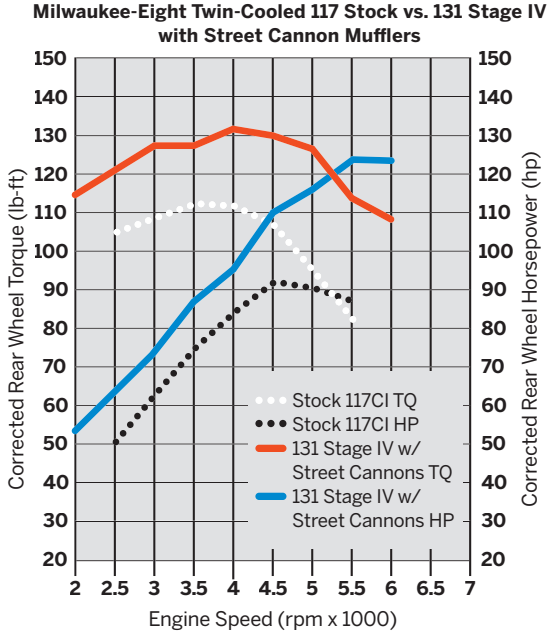
Oil-Cooled:
Fits '17-later Touring models equipped with air/Oil-Cooled Milwaukee-Eight® 114 or 117CI engine. Does not fit Trike models. '17-'19 models require separate purchase of High-Capacity Oil Pump P/N 62400247. '17-'18 Screamin’ Eagle® High-Capacity Clutch Plate Kit P/N 37000258. All models require ECM recalibration with the Pro Street Tuner for proper installation. Does not fit California models.

92500079	Black Highlighted.
92500082	Black Granite.

A. SCREAMIN' EAGLE® MILWAUKEE-EIGHT® ENGINE STAGE IV KIT

Twin-Cooled™:
Fits '17-later Touring models equipped with Twin-Cooled™ Milwaukee-Eight 114 or 117CI engine. Does not fit Trike models. '17-'19 models require separate purchase of High-Capacity Oil Pump P/N 62400248. '17-'18 Screamin’ Eagle High-Capacity Clutch Plate Kit P/N 37000258. All models require ECM recalibration with the Pro Street Tuner for proper installation. Does not fit California models.

92500080	Black Highlighted.
92500081	Black Granite.



Street legal and/or street compliant statements refer to products meeting EPA (49-State) and/or California (50-State) emissions and noise standards in the United States as specified.

The street legal and/or street compliant statements may not apply to markets outside of the United States.

SCREAMIN’ EAGLE

320 SCREAMIN’ EAGLE®

Milwaukee-Eight® Stage IV Upgrade

SCREAMIN' EAGLE® MILWAUKEE-EIGHT® ENGINE STAGE IV KITS

Go big or go home. With the largest displacement of any Harley-Davidson® Stage Kit, this 107CI to 128CI or 114CI to 131CI Stage IV Kit is designed to deliver maximum horse-power – all the way to the redline. Packaged with patent-protected cylinder technology, it allows for the largest bolt-on engine upgrade to any Milwaukee-Eight® motor. Features new CNC-ported heads with 1mm bigger valves and fully machined combustion chambers. Coupled with the kit's high-lift SE8-517 cam, high compression pistons and a 64mm throttle body and intake manifold, this combination delivers a thrilling 135 ft-lb of torque and 124 HP rear-wheel output when paired with the Screamin' Eagle Street Cannon Mufflers and Ventilator Air Cleaner. It's designed to run wide open at high-end RPMs and provide a significant boost of torque from cruising speed. You'll feel the difference as soon as you twist the throttle.

- Delivers increased response throughout the entire RPM range.
- Provides thrilling acceleration when twisting the throttle.
- Maintains flat torque curve from cruising RPM to redline.
- Can be installed without removing the engine from chassis.

49-State U.S. EPA Compliant on select '18-later Softail® Models. Refer to www.H-D.com/Shop for status.

- Performance components include:**
- Screamin' Eagle CNC PCNC-ported cylinder head with CNC-machined chamber and 1mm larger valves
 - 128 or 131 Stage IV Timer cover
 - SE8-517 High-Lift Cam
 - Screamin' Eagle Forged 10.7:1 High-Compression Pistons and Rings
 - Screamin' Eagle High Performance Cam Bearing
 - Screamin' Eagle High Performance Tappets
 - Screamin' Eagle 4.31" Steel Sleeve Cylinders
 - Screamin' Eagle 64mm Throttle Body and Cast Manifold
 - Screamin' Eagle High Flow Injectors (5.5 g/sec)

A. SCREAMIN' EAGLE® STAGE IV - 107CI TO 128CI KIT

Fits '18-later Softail 107CI models. FXFB requires separate purchase of Screamin' Eagle® Softail High Flow Exhaust P/N's 64900828 or 64900829. Requires separate purchase of Cam Drive Retention Kit P/N 25566-06. Installation may require Cam Spacer Kit P/N 25928-06. '18-'19 models require separate purchase of High-Capacity Oil Pump P/N 62400247. All models require ECM calibration with Screamin' Eagle Pro Street Tuner for proper installation. Does not fit California models.

92500094	107CI to 128CI Black Highlighted.
----------	--------------------------------------

Street legal and/or street compliant statements refer to products meeting EPA (49-State) and/or California (50-State) emissions and noise standards in the United States as specified.

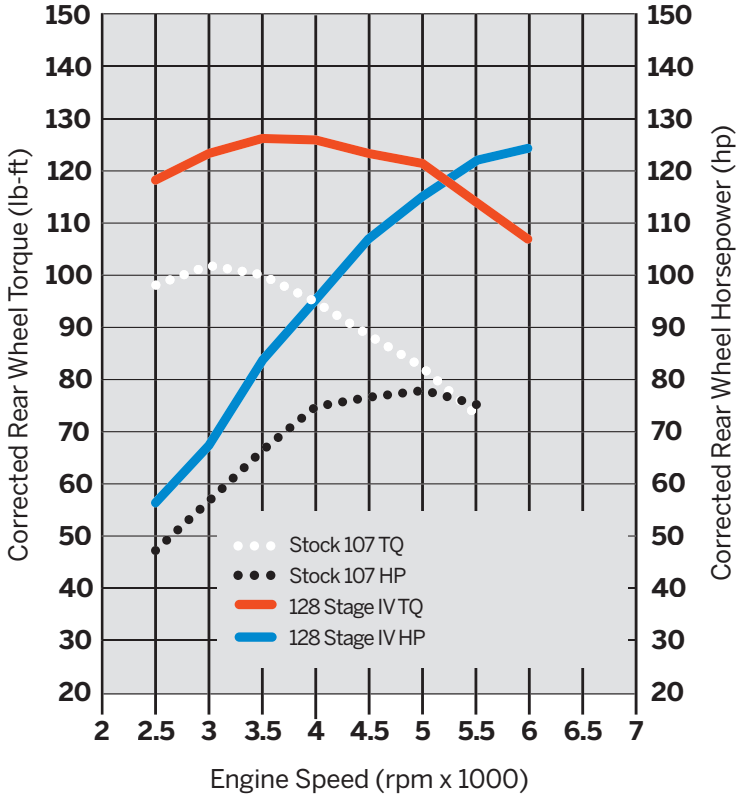
The street legal and/or street compliant statements may not apply to markets outside of the United States.

STAGE IV



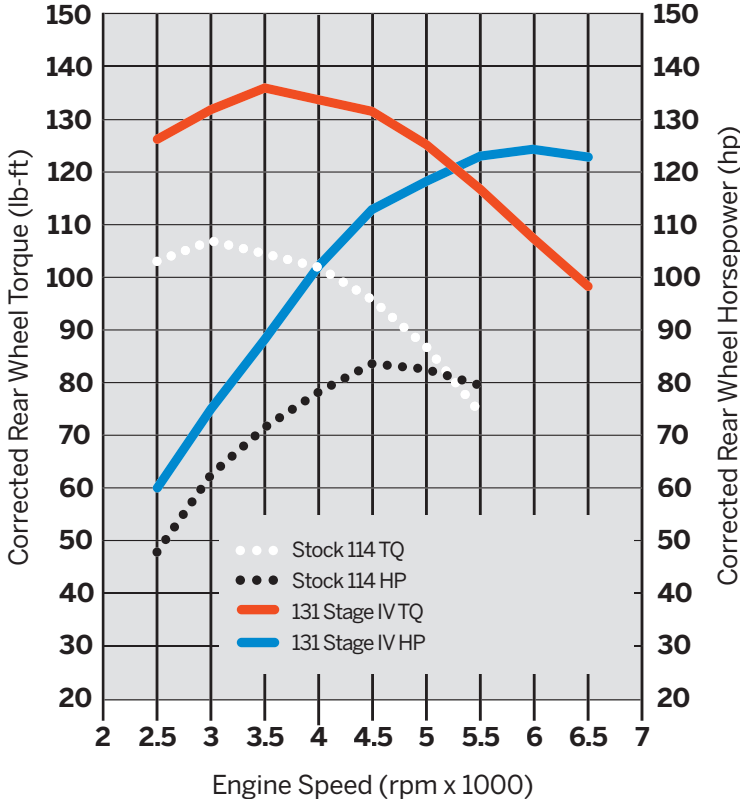
A. SCREAMIN' EAGLE® STAGE IV - 107CI TO 128CI KIT
BLACK HIGHLIGHTED

Milwaukee-Eight 128 Stage IV Softail vs
107 Softail Stock



B. SCREAMIN' EAGLE® STAGE IV - 114CI TO 131CI KIT
BLACK HIGHLIGHTED

Milwaukee-Eight 131 Stage IV Softail vs
114 Softail Stock



SCREAMIN’ EAGLE® 321

Milwaukee-Eight® Stage IV Upgrade

B. SCREAMIN' EAGLE® STAGE IV – 114CI OR 117CI TO 131CI KIT

Fits '18-later Softail® 114CI or 117CI models. FXFBS requires separate purchase of Screamin' Eagle® Softail High Flow Exhaust P/N's 64900828 or 64900829. Requires separate purchase of Cam Drive Retention Kit P/N 25566-06. Installation may require Cam Spacer Kit P/N 25928-06. '18-'19 models require separate purchase of High-Capacity Oil Pump P/N 62400247. FXDR114 models require the separate purchase of 65600300. All models require ECM calibration with Screamin' Eagle Pro Street Tuner for proper installation. Does not fit California models.

92500095	114CI to 131CI Black Highlighted.
----------	--------------------------------------

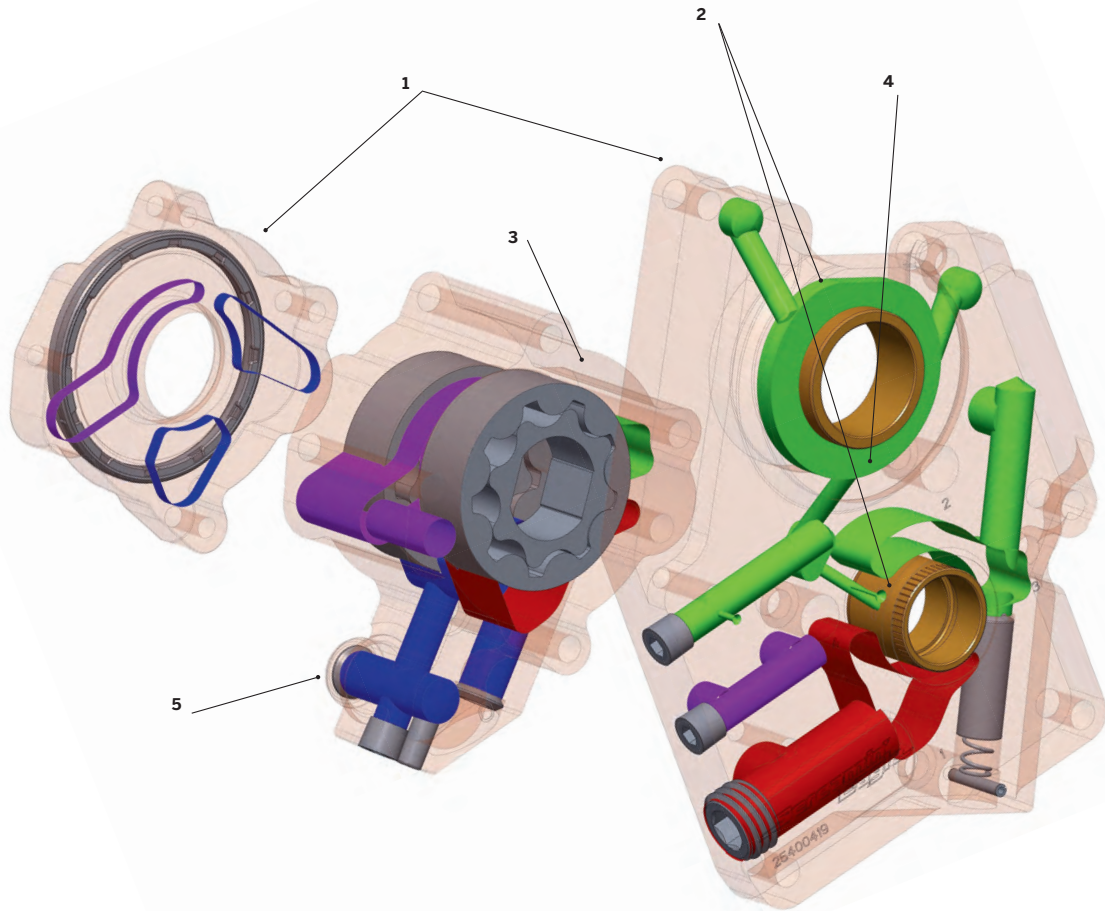
SCREAMIN’ EAGLE

Street legal and/or street compliant statements refer to products meeting EPA (49-State) and/or California (50-State) emissions and noise standards in the United States as specified.

The street legal and/or street compliant statements may not apply to markets outside of the United States.

SCREAMIN' EAGLE® HIGH VOLUME OIL PUMP
& CAM SUPPORT PLATE KIT

A high-performance Milwaukee-Eight® engine deserves high-performance oiling. This new kit includes a Super Sucker oil pump to improve the oil flow rate to critical engine components, and a CNC machined billet aluminum cam plate for precise alignment of a high-performance cam and chain. It's the ideal component combination for a tuned-up Milwaukee-Eight engine. Install and ride hard with confidence.



1 6061 BILLET CAM PLATE

The cam support plate and oil pump are made from heat-treated 6061 billet aluminum with a surface-hardened orange anodized finish. CNC machining ensures precise dimensions and constant material thickness across the plate and pump, enabling perfect alignment of components.

2 660 HI-PRO BUSHINGS

Pressed-in 660 bronze cam and pinion shaft bushings provide enhanced wear resistance under increased loads from high-performance cams for miles of worry-free riding.

3 9% LARGER GEROTOR

The Super Sucker oil pump features a 9% larger gerotor for increased flow at idle and 33% more scavenge capacity compared to a 2020-Later Original Equipment oil pump, for increased performance, efficiency and engine durability.

4 HI-FLOW OIL PASSAGES

The hub-and-spoke oil passage design improves oil flow rate to critical engine components by minimizing restrictions from intersecting passages.

5 ENHANCED FILTERING

Two screens mounted in both pickups and a magnet in between the pickups provide extra oil filtering to remove potential contaminants before they can reach critical upper end components. This is key to promoting long life in high-performance engines.

A. SCREAMIN' EAGLE® PRO HIGH VOLUME OIL PUMP & CAM SUPPORT PLATE KIT

A high-performance Milwaukee-Eight® engine deserves high-performance oiling. This new kit(s) includes a Super Sucker oil pump to improve the oil flow rate to critical engine components, and a CNC machined billet aluminum cam plate for precise alignment of high-performance cam and chain. It's the ideal component combination for a tuned-up Milwaukee-Eight engine. Install and ride hard with confidence.

- Heat-treated 6061 billet aluminum cam support plate with an orange anodized finish is strong and rigid to provide superior strength, rigidity, and durability
- CNC-precision machining ensures precise dimensions and constant material thickness across the plate, enabling perfect alignment of cams and chains
- Pressed-in 660 bronze cam bushings provide enhanced wear resistance under increased loads from high-performance cams for miles of worry-free riding
- Oil pump features a 9% larger gerotor for increased flow at idle and 33% more scavenge capacity compared to a 2020-Later Original Equipment oil pump, for increased performance, efficiency and engine durability
- The hub-and-spoke oil passage design improves oil flow rate to critical engine components
- Upgraded filter protection promotes engine durability: Two screens mounted in both pickups and a magnet in between the pickups provide extra oil filtering to remove contaminants before they can reach critical upper end component

62400260

Fits '17-later models equipped with an Air/Oil-Cooled Milwaukee-Eight® engine.

62400264

Fits '17-later models equipped with a Twin-Cooled™ Milwaukee-Eight® engine.


B. SCREAMIN' EAGLE MILWAUKEE-EIGHT® – HEADBOLT KIT

Details matter when building a high-performance engine. Details like these Screamin' Eagle® Milwaukee-Eight Head Bolts – made from 8740 chromoly to be 23 percent stronger than stock bolts. The ideal upgrade for big-displacement and high-compression racing applications or Stage III or Stage IV builds. Lock down your top end, for the long run.


- Black oxide finish with Screamin' Eagle logo provides corrosion resistance and showcases performance.
- Premium 8740 chromoly steel bolts provide a 23% increase in ultimate strength and 23% increase in yield strength compared to Original Equipment head bolts for desirable clamp load on a higher-compression engine.
- Cost savings – these bolts may be reused if the top end is disassembled for upgrades or service
- Perfect upgrade during a Screamin' Eagle® Stage III or Stage IV installation.

10400069

Fits '17-later Milwaukee-Eight engines.



A. SCREAMIN' EAGLE® PRO HIGH VOLUME OIL PUMP & CAM SUPPORT PLATE KIT



B. SCREAMIN' EAGLE® MILWAUKEE-EIGHT® – HEADBOLT KIT

Street legal and/or street compliant statements refer to products meeting EPA (49-State) and/or California (50-State) emissions and noise standards in the United States as specified.

The street legal and/or street compliant statements may not apply to markets outside of the United States.

324 SCREAMIN’ EAGLE®

Milwaukee-Eight® Engine Trim

A. SCREAMIN’ EAGLE® TIMER COVER INSERTS - STAGE KIT LOGO

Showcase your bike’s performance enhancements with the Screamin’ Eagle® Stage Inserts. The Stage Inserts are made to complement the Screamin’ Eagle Timer Cover Base (sold separately).

Fits '18-Later Softail® and '17-later Touring and Trike models equipped with Screamin’ Eagle Timer Cover Base P/N 25600117.

1. 25600118	107 Stage I.
2. 25600119	107 Stage II.
3. 25600132	114 Stage I.
4. 25600120	114 Stage II.
5. 25600121	114 Stage III.
6. 25600122	114 Stage IV.
7. 25600123	117 Stage II.
8. 25600124	117 Stage III.
9. 25600125	117 Stage IV.
10. 25600153	119 Stage III.
11. 25600154	122 Stage III.
12. 25600127	128 Stage IV.
13. 25600129	131 Stage IV.
14. 25600162	135 Stage IV.

Shown with:
15. SCREAMIN’ EAGLE TIMER COVER BASE
Showcase your bike’s performance enhancements with the Screamin’ Eagle Timer Cover Base. Start with this black Timer Cover and then select a Screamin’ Eagle Stage Upgrade Insert that matches your engine size and Stage upgrades. (Inserts sold separately.)

25600117
Fits '18-later Softail and '17-later Touring and Trike models. Requires separate purchase of Screamin Eagle Stage Insert.

B. SCREAMIN’ EAGLE® TIMER COVER MEDALLIONS
Brag a little. Let the world know you’re running Harley-Davidson® V-Twin performance. These Screamin’ Eagle® Timer Cover Inserts show off what upgrade you’ve made and complement a Chrome or Black engine finish..

Fits '23-later FLHXSE and FLTRXSE and '24-later FLHX, FLTRX, and FLTRXSTSE models.

1. 14102070	117ci Stage I.
2. 14102071	117ci Stage II.
3. 14102072	121ci Stage I.
4. 14102073	121VVT Stage I.

Street legal and/or street compliant statements refer to product meeting 50-State emissions and noise standards in the United States.
The street legal and/or street compliant statements may not apply to markets outside of the United States.



A. SCREAMIN' EAGLE STAGE INSERTS & TIMER COVER BASE



B. SCREAMIN' EAGLE® TIMER COVER MEDALLIONS



C. SCREAMIN' EAGLE® DERBY COVERS – GLOSS BLACK



E. SCREAMIN' EAGLE® 131 DERBY COVER – BLACK



F. SCREAMIN' EAGLE® 135 DERBY COVER – BLACK



D. SCREAMIN' EAGLE® DERBY COVERS – CHROME



E. SCREAMIN' EAGLE® 131 DERBY COVER – CHROME



F. SCREAMIN' EAGLE® 135 DERBY COVER – CHROME

SCREAMIN’ EAGLE® 325

Milwaukee-Eight® Engine Trim

C. SCREAMIN’ EAGLE® DERBY COVERS – GLOSS BLACK
Advertise the goods. This bold new Screamin’ Eagle® derby cover tells the world you’ve taken a Harley-Davidson® Milwaukee-Eight® engine beyond stock. Beautifully finished in chrome or gloss black, designed to fit many Touring, Trike and Softail® models.

- High contrast paint fill pops against derby cover finish while red Bar & Shield provides a premium performance look
- Gloss Black finish matches other dark finishes

25701403
Fits '16-later Touring and Trike and '15-later FLHTCUL and FLHTKL models. Also fits '07-later Touring and Trike models equipped with Narrow-Profile Outer Primary Cover P/N 25700385 or 25700438.

25701407
Fits '18-later FLSB and '19-later Softail® models. Also fits '18 Softail models equipped with Narrow Profile Primary Cover P/Ns 25701077, 25700913, 25700937, 25700941, 25701039, 25701040 and 25701043.

D. SCREAMIN’ EAGLE® DERBY COVERS – CHROME
Advertise the goods. This bold new Screamin’ Eagle® derby cover tells the world you’ve taken a Harley-Davidson® Milwaukee-Eight engine beyond stock. Beautifully finished in chrome or gloss black, designed to fit many Touring, Trike and Softail models.

- Black paint fill pops against derby cover finish while Red Bar & Shield provides a premium performance look
- Chrome finish matches other bright finishes

25701404
Fits '16-later Touring and Trike and '15-later FLHTCUL and FLHTKL models. Also fits '07-later Touring and Trike models equipped with Narrow-Profile Outer Primary Cover P/N 25700385 or 25700438.

25701408
Fits '18-later FLSB and '19-later Softail models. Also fits '18 Softail models equipped with Narrow Profile Primary Cover P/Ns 25701077, 25700913, 25700937, 25700941, 25701039, 25701040 and 25701043

E. SCREAMIN’ EAGLE® 131 DERBY COVER
Brag a little. Let the world know you’re running 131 cubic inches of Harley-Davidson® V-Twin performance. Durable black finish matches black engine or contrasts with chrome engine finishes.

Fits '16-later Touring and Trike and '15-later FLHTCUL and FLHTKL models. Also fits '07-later Touring and Trike models equipped with Narrow-Profile Outer Primary Cover P/N 25700385 or 25700438.

25701573	Black.
25701574	Chrome.

F. SCREAMIN’ EAGLE® 135 DERBY COVER
Brag a little. Let the world know you’re running 135 cubic inches of Harley-Davidson® V-Twin performance.

Fits '16-later Touring and Trike and '15-later FLHTCUL and FLHTKL models. Also fits '07-later Touring and Trike models equipped with Narrow-Profile Outer Primary Cover P/N 25700385 or 25700438.

25701480	Black.
25701517	Chrome.

Street legal and/or street compliant statements refer to products meeting EPA (49-State) and/or California (50-State) emissions and noise standards in the United States as specified.
The street legal and/or street compliant statements may not apply to markets outside of the United States.

TWIN CAM POWERTRAIN

Screamin' Eagle® Stage upgrades offer complete street-compliant performance configurations engineered to generate specific torque and horsepower gains. Eliminating all the guesswork and trial-and-error testing normally associated with engine modifications, Stage upgrades include everything you need to enhance your bike's performance.

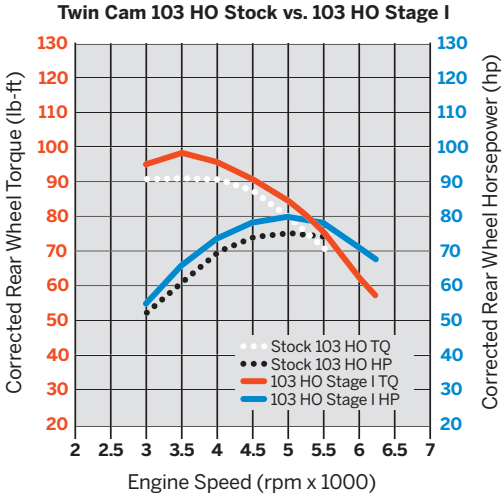


STAGE I

INTAKE + EXHAUST + TUNING

The easiest and most cost-effective step to improve your motorcycle's performance is to increase the airflow into and out of the engine. A high-flow air cleaner and system-matched slip-on mufflers provide horsepower and torque improvements you can feel throughout the RPM range, and serve as the core components for all performance upgrades. ECM calibration is required to tune the fuel flow and timing required to accommodate the improved airflow.

Stage I upgrade can be installed without engine disassembly. No special tools are required. Requires ECM tuning.



STAGE II

STAGE I + CAM UPGRADE

Adding performance cams to a Stage I equipped bike is the next step to improved performance. Cam choices allow you to tailor the engine's performance to your specific needs. A torque cam offers on-demand throttle response from low to mid RPM at cruising speed. A power cam targets high-RPM, wide-open throttle response that keeps pulling right up to redline. ECM calibration tuning is required to accommodate the increased valve timing, and performance valve springs may be required for high-lift cams.

Stage II upgrade requires minor engine disassembly to replace the cam. Adjustable pushrods allow cam installation without removing the rocker box. Special tools and ECM tuning are required.

STAGE III

STAGE I + CAMS, BIG BORE CYLINDERS & PISTONS

The next step on the performance journey is to build a bigger engine. An increase in engine displacement allows the engine to swallow more air and fuel, a higher-compression piston squeezes the air/fuel into a more volatile mixture, and when combined, generates more power when ignited. A displacement and compression increase provides torque increases throughout the entire RPM range with a 15-25% improvement in the mid-range power. ECM calibration tuning is required to adjust fuel flow and timing to accommodate the increased displacement.

Stage III bolt-on upgrade requires removal of the engine's top end and opening the cam chest. Engine remains in the chassis and no machining is required. Special tools and ECM tuning are required.

STAGE IV

STAGE I + CAMS, BIG BORE CYLINDERS, PISTONS, CYLINDER HEADS & THROTTLE BODY

To maximize the impact of the increased displacement gained with Stage III updates, the addition of free-flowing ported cylinder heads and a big bore throttle body top off the performance build. Designed to satisfy the high-RPM, throttle-twisting rider, the Stage IV update delivers 20-30% increase in power that keeps pulling right up to the redline, without sacrificing mid-range torque. ECM calibration tuning is required to add more fuel, and a higher-lift cam may be required to deliver maximum power.

Stage IV bolt-on upgrade requires removal of the engine's top end and opening the cam chest. Engine remains in the chassis and no machining is required. Special tools and ECM tuning are required.

Street legal and/or street compliant statements refer to product meeting 50-State emissions and noise standards in the United States.

The street legal and/or street compliant statements may not apply to markets outside of the United States.

328 SCREAMIN’ EAGLE®

Twin Cam Stage I Upgrade

A. SCREAMIN' EAGLE® HEAVY BREATHER FILTER COVER – TEARDROP

Dress up the Heavy Breather Air Cleaner with this radical cover. Manufactured from forged aluminum and precision CNC-machined and polished, these easy-to-install two-piece covers add a rich custom look. Cover is available in mirror-chrome or cut back gloss black finish to match your custom-izing direction. Kit includes water-repellent rain sock.

Fits models equipped with Screamin' Eagle® Heavy Breather Air Cleaner Kits on Twin Cam and XL model. (except Compact Heavy Breather P/N 28716-10A, Heavy Breather Elite P/N 29400172 and Milwaukee-Eight® Heavy Breather P/N 29400263 or 29400264).

29400061A	Cut Back Gloss Black – Side Logo.
28739-10A	Cut Back Gloss Black – End Logo.
28740-10A	Chrome – End Logo.

B. SCREAMIN' EAGLE HEAVY BREATHER DECORATIVE ENDCAP – WILLIE G SKULL

Add a sinister touch to your Heavy Breather Air Cleaner. Chrome-plated self-adhesive cover features a forward-facing Willie G Skull medallion.

28720-10
Fits models equipped with Screamin' Eagle Heavy Breather Air Cleaner Kits (except Compact Heavy Breather P/N 28716-10A, Heavy Breather Elite P/N 29400172 and Milwaukee-Eight Heavy Breather P/N 29400263 or 29400264).

C. SCREAMIN' EAGLE HEAVY BREATHER DECORATIVE MEDALLION

Add the finishing touch to your Heavy Breather Air Cleaner by installing this medallion. Featuring a bright chrome-plated die-cast base and contrasting black inlay with diamond-cut Screamin' Eagle script. Easy to install.

29017-09
Fits models equipped with Screamin' Eagle Heavy Breather Air Cleaner Kits (except Compact Heavy Breather P/N 28716-10A, Heavy Breather Elite P/N 29400172 and Milwaukee-Eight Heavy Breather P/N 29400263 or 29400264).

D. THROTTLE BODY COVER

This cover dresses the area between the Twin Cam cylinders for a custom look. The formed cover hugs the contour and conceals the electronic control module throttle body for a clean appearance. Available in your choice of mirror chrome or gloss black finish. Easy-to-install kit includes gaskets.

Fits '14-'15 FLSTNSE, '11-'12 FLSTSE, '13-'14 FXSBSE, and '16-'17 FXDLS and Softail®, '08-'16 Touring and Trike models equipped with Screamin' Eagle Heavy Breather or Burst Air Cleaner Kit.

61300109	Chrome.
61300110	Gloss Black.



A. SCREAMIN' EAGLE HEAVY BREATHER FILTER COVER – TEARDROP, CUT BACK GLOSS BLACK – SIDE LOGO



A. SCREAMIN' EAGLE HEAVY BREATHER FILTER COVER – TEARDROP, CHROME



A. SCREAMIN' EAGLE HEAVY BREATHER FILTER COVER – TEARDROP, CUT BACK GLOSS BLACK



B. SCREAMIN' EAGLE HEAVY BREATHER DECORATIVE ENDCAP – WILLIE G SKULL



C. SCREAMIN' EAGLE HEAVY BREATHER DECORATIVE MEDALLION



D. THROTTLE BODY COVERS



E. SCREAMIN' EAGLE VENTILATOR ELITE AIR CLEANER KIT – CHROME



E. SCREAMIN' EAGLE VENTILATOR ELITE AIR CLEANER KIT – GLOSS BLACK



E. SCREAMIN' EAGLE VENTILATOR ELITE AIR CLEANER KIT



F. SCREAMIN' EAGLE VENTILATOR PERFORMANCE AIR CLEANER KIT – CHROME



F. SCREAMIN' EAGLE VENTILATOR PERFORMANCE AIR CLEANER KIT – GLOSS BLACK

329 SCREAMIN’ EAGLE®

Twin Cam Stage I Upgrade

E. SCREAMIN' EAGLE® VENTILATOR ELITE AIR CLEANER KIT

This low-profile oval air cleaner features a 360° exposed filter element and a cast back plate designed to provide maximum airflow to the throttle body. This easy-to-install air cleaner produces significant performance gains, while the sleek center bar design cover with carbon fiber inserts add a luxurious touch. This complete kit includes low-profile air cleaner cover, high-flow filter element, back plate, diamond-cut Screamin' Eagle® medallion, protective rain sock and all required installation hardware. Street compliant when used with stock mufflers. 50-State U.S. EPA compliant.

Fits '16-'17 FXDLS and Softail® and '09-'16 Touring and Trike models. Also fits '11-'17 CVO™ Softail models. All EFI models require ECM calibration for proper installation. '17 models require recalibration with Screamin' Eagle Pro Street Tuner (sold separately).

29400217	Chrome.
29400218	Gloss Black.

Fits '16-'17 FXDLS and Softail, '14-'17 CVO Softail and '14-'16 Touring and Trike models equipped with Screamin' Eagle 58mm Throttle Body. All models require ECM calibration for proper installation. '17 models require recalibration with Screamin' Eagle Pro Street Tuner (sold separately).

29400219	Chrome.
29400230	Gloss Black.

Also available: SCREAMIN' EAGLE VENTILATOR ELITE AIR CLEANER COVER

Add a luxurious finishing touch to your Ventilator Air Cleaner. Designed as a direct replacement for the Screamin' Eagle and CVO Ventilator Air Cleaners, this easy-to-install cover features a sleek center bar design surrounded with carbon fiber inserts. Kit includes low-profile cover, diamond-cut Screamin' Eagle medallion and chrome mounting hardware.

Fits '10-'17 Dyna®, '09-'16 Softail, '09-'16 Touring and Trike models equipped with Ventilator Air Cleaner Kits. Also fits Dyna High Output 103 and CVO models with Original Equipment Ventilator Air Cleaner.

61300516	Chrome.
61300517	Gloss Black.

F. SCREAMIN' EAGLE VENTILATOR PERFORMANCE AIR CLEANER KIT

Stylish low-profile exposed element air cleaner kit provides increased airflow to boost the power of your fuel-injected engine. The track-inspired exposed element adds a purposeful look to the bike and the included waterproof rain sock protects the filter during inclement weather. This easy-to-install kit includes low-profile air cleaner cover, high-flow filter element, back plate, Screamin' Eagle badge, protective rain sock and all required installation hardware. 50-State U.S. EPA compliant.

Fits '10-'17 Dyna (except '16-'17 FXDLS), and '10-'15 Softail models (except '14-'15 FLSTNSE, '11-'12 FLSTSE and '13-'14 FXSBSE). All models require ECM calibration for proper installation. '17 models require recalibration with Screamin' Eagle Pro Street Tuner (sold separately).

28721-10	Chrome.
28722-10	Gloss Black.

Street legal and/or street compliant statements refer to product meeting 50-State emissions and noise standards in the United States.

The street legal and/or street compliant statements may not apply to markets outside of the United States.

Street legal and/or street compliant statements refer to product meeting 50-State emissions and noise standards in the United States.

The street legal and/or street compliant statements may not apply to markets outside of the United States.

330 SCREAMIN’ EAGLE®

Twin Cam Stage I Upgrade

A. SCREAMIN' EAGLE® HIGH-FLOW AIR CLEANER – TWIN CAM

The High-Flow Air Cleaner Kit provides increased airflow to boost the power of your fuel-injected model. Kit features a one-piece cast back plate with integral breather and mounting brackets for simplified installation and a synthetic washable air cleaner element that does not require oiling. Available with a brilliant chrome or black back plate, this round air cleaner element can be dressed with most Original Equipment or accessory air cleaner covers. Or choose to flaunt your performance gains with the open element look, and finish it off with a Rain Sock Kit P/N 28728-10 and custom Air Cleaner Trim from one of the Harley-Davidson® decorative collections. This kit includes air cleaner, back plate, breather and all required hardware. 50-State U.S. EPA compliant.

Fits '16-'17 Softail® and '14-'16 Touring and Trike models (except CVO™ Touring) with Original Equipment 50mm Throttle Body. All models require ECM calibration for proper installation. '17 models require recalibration with Screamin' Eagle® Pro Street Tuner (sold separately).

29400234	Chrome.
29400233	Texture Black.

Fits '08-'15 Softail models (except CVO Softail). Also fits '08-'17 Dyna® models (except '16-'17 FXDLS) equipped with accessory Air Cleaner Cover. Also fits '04-'07 EFI Dyna, '01-'07 EFI Softail, and '02-'07 EFI Touring. FXS, FLS, FLSTSB and '13-'17 FXDB models require separate purchase of Gasket P/N 29591-99 and Screw P/N 29703-00. All models require ECM calibration for proper installation. '17 models require recalibration with Screamin' Eagle Pro Street Tuner (sold separately).

29400240	Chrome.
29400239	Texture Black.

Fits '08-'15 Dyna models with Original Equipment Teardrop Air Cleaner Cover. All models require ECM calibration for proper installation.

29400236	Chrome.
29400235	Texture Black.

Fits '08-'13 Touring and Trike models (except CVO Touring) with Original Equipment 50mm throttle body. All models require ECM calibration for proper installation.

29400238	Chrome.
29400237	Texture Black.

Fits '16-'17 FXDLS and Softail, '14-'17 CVO Softail, and '14-'16 Touring and Trike models equipped with Screamin' Eagle 58mm EFI Throttle Body. Requires separate purchase of an Accessory Air Cleaner Cover. All models require ECM calibration for proper installation. '17 models require recalibration with Screamin' Eagle Pro Street Tuner (sold separately).

29400222	Raw Aluminium.
----------	----------------




A. HIGH-FLOW AIR CLEANER KIT – CHROME (29400234 SHOWN)



A. HIGH-FLOW AIR CLEANER KIT – BLACK (29400233 SHOWN)



B. EXTREME BILLET AIR CLEANER KIT – AGITATOR, CHROME



A. HIGH-FLOW AIR CLEANER KIT – BLACK (29400239 SHOWN)



A. HIGH-FLOW AIR CLEANER KIT – CHROME (29400240 SHOWN)



B. EXTREME BILLET AIR CLEANER KIT – CHISEL, CHROME



B. EXTREME BILLET AIR CLEANER KIT – CHISEL, CUT BACK GLOSS BLACK



A. HIGH-FLOW AIR CLEANER KIT – BLACK (29400235 SHOWN)



A. HIGH-FLOW AIR CLEANER KIT – CHROME (29400236 SHOWN)



B. EXTREME BILLET AIR CLEANER KIT



B. EXTREME BILLET AIR CLEANER KIT (SHOWN WITH RAIN SOCK)

SCREAMIN’ EAGLE® 331

Twin Cam Stage I Upgrade

B. SCREAMIN' EAGLE® EXTREME BILLET AIR CLEANER KIT

The forged billet aluminum cover tops off a cast back plate with integral breather for a smooth transition to the throttle body. The race-inspired air cleaner is engineered to flow high volumes of air and the washable pleated element provides the ideal combination of efficiency and engine protection. Available in your choice of style and finish, this easy-to-install kit includes all mounting hardware and rain sock. 50-State U.S. EPA compliant.

Fits '16-'17 FXDLS and Softail® and '08-'16 Touring and Trike models with Original Equipment 50mm Throttle Body. All models require ECM calibration for proper installation. '17 models require recalibration with Screamin' Eagle® Pro Street Tuner (sold separately).

29400064	Agitator – Chrome.
29400104	Chisel – Chrome.
29400103	Chisel – Cut Back Gloss Black.

Fits '16-'17 FXDLS and Softail, '14-'17 CVO™ Softail and '14-'16 Touring and Trike models equipped with Screamin' Eagle 58mm Throttle Body. All models require ECM calibration for proper installation. '17 models require recalibration with Screamin' Eagle Pro Street Tuner (sold separately).

29400221	Chisel – Chrome.
29400220	Chisel – Cut Back Gloss Black.

Fits '08-'17 Dyna® (except '16-'17 FXDLS), and '08-'15 Softail models (except '14-'15 FLSTNSE, '11-'12 FLSTSE and '13-'14 FXSBSE). All models require ECM calibration for proper installation. '17 models require recalibration with Screamin' Eagle Pro Street Tuner (sold separately).

29400116	Chisel – Cut Back Gloss Black.
29400117	Chisel – Chrome.

NOTE: The washable and rechargeable filter uses a special coating to help filter fine particles from the incoming air. With time, the oil in the filter will dissipate and the element will begin to turn gray. The original red color can be restored with an application of K&N® Air Filter Oil.

Street legal and/or street compliant statements refer to product meeting 50-State emissions and noise standards in the United States.

The street legal and/or street compliant statements may not apply to markets outside of the United States.

Street legal and/or street compliant statements refer to product meeting 50-State emissions and noise standards in the United States.

The street legal and/or street compliant statements may not apply to markets outside of the United States.

332 SCREAMIN’ EAGLE®

Twin Cam Stage I Upgrade

A. SCREAMIN' EAGLE® AIR CLEANER TRIM

Dress your air cleaner in the traditional H-D orange and black. Easy-to-install trim features Screamin' Eagle script set against a gloss black background.

61300299

Fits '16-'17 Softail® (except FLSTFBS and FXSE) and '14-'16 Touring and Trike models with Original Equipment air cleaner cover. Does not fit CVO™ models.

29503-07

Fits '07 Dyna®, '07-'15 Softail (except FLSTSB and FXS), '07-'13 Touring and Trike models models with Original Equipment air cleaner cover.

B. SCREAMIN' EAGLE AIR CLEANER RAIN SOCK

Add the open-element look to your Screamin' Eagle High-Flow style Air Cleaner. This easy-to-install kit allows you to replace the traditional Original Equipment air cleaner cover with custom inserts from one of the H-D® Decorative Collections. Kit includes a breathable mesh cover with classic Bar & Shield logo that stretches over the filter to maximize airflow while protecting the exposed element from the rain. Fits traditional cone-shaped air cleaner elements featured in many Screamin' Eagle Twin Cam Stage Kits.

28728-10

Fits Screamin' Eagle Round High-Flow Air Cleaner Kits.

C. SCREAMIN' EAGLE AIR CLEANER BACK PLATE KITS

Finished in brilliant chrome or wrinkle black, these replacement back plates complement the finish of your engine. Cast back plate design features integral breather and mounting brackets for simplified installation.

Fits models equipped with Screamin' Eagle High-Flow Air Cleaner Kits. Installation may require separate purchase of (2) O-Ring P/N 11292, (2) Breather Tube P/N 29557-05 and (2) Breather Screw P/N 29465-99. See your Dealer for details.

Fits '99-'07 Dyna, '99-'15 Softail (except '11-later CVO) and '02-'07 Touring models.

29510-05 Chrome.

29586-06 Wrinkle Black.

Fits '08-'15 Dyna®, '08-'13 Touring and Trike models with Original Equipment Teardrop Air Cleaner Cover.

29319-08 Wrinkle Black.

Fits '08-'17 Dyna models (except '16-'17 FXDLS) with Original Equipment Teardrop Air Cleaner Cover.

29170-08 Chrome.

29119-08 Wrinkle Black.



A. SCREAMIN' EAGLE AIR CLEANER TRIM (61300299 SHOWN)




A. SCREAMIN' EAGLE AIR CLEANER TRIM (29503-07 SHOWN)




B. SCREAMIN' EAGLE AIR CLEANER RAIN SOCK (SHOWN WITH #1 SKULL AIR CLEANER TRIM)



C. SCREAMIN' EAGLE AIR CLEANER BACK PLATE KITS



D. SCREAMIN' EAGLE HEAVY BREATHER PERFORMANCE AIR CLEANER KIT – CHROME



D. SCREAMIN' EAGLE HEAVY BREATHER PERFORMANCE AIR CLEANER KIT – GLOSS BLACK



D. SCREAMIN' EAGLE HEAVY BREATHER PERFORMANCE AIR CLEANER KIT – CHROME



D. SCREAMIN' EAGLE HEAVY BREATHER PERFORMANCE AIR CLEANER KIT – GLOSS BLACK

333 SCREAMIN’ EAGLE®

Twin Cam Stage I Upgrade

D. SCREAMIN' EAGLE® HEAVY BREATHER PERFORMANCE AIR CLEANER KIT

This high-flow forward-facing exposed element Air Cleaner Kit is sure to turn heads at the starting line. Featuring a polished elbow and exposed filter, this unique air cleaner system offers improved performance and airflow when compared to the stock or Screamin' Eagle® High-Flow Air Cleaner. The washable and rechargeable filter features a bright chrome end cap with a laser-engraved Screamin' Eagle logo. Intake tube and back plate are made from die-cast lightweight aluminum and are polished and chrome-plated or painted black for a brilliant finish. The back plate features integral breathers and sealed breather bolt plug. Kit includes a water-repellent rain sock and all mounting hardware. 50-State U.S. EPA compliant.

Fits '16-'17 Softail®, '11-'17 CVO™ Softail, '08-'16 Touring and '15-'16 Freewheeler® models. Also fits '16-'17 FXDLS and Softail, '14-'17 CVO Softail and '14-'16 Touring models equipped with Screamin' Eagle 58mm Throttle Body. Does not fit models equipped with fairing lower glove boxes or fairing lower speakers. Does not fit Twin-Cooled™ models. All models require ECM calibration for proper installation. '17 models require recalibration with Screamin' Eagle Pro Street Tuner (sold separately).

29006-09C Gloss Black.

Fits '08-'17 Dyna® (except '16-'17 FXDLS) and '08-'15 Softail models (except '14-'15 FLSTNSE, '11-'12 FLSTSE and '13-'14 FXSBSE). All models require ECM calibration for proper installation. '17 models require recalibration with Screamin' Eagle Pro Street Tuner (sold separately).

29299-08A Chrome.

29098-09A Gloss Black.

NOTE: The washable and rechargeable filter uses a special coating to help filter fine particles from the incoming air. With time, the oil in the filter will dissipate and the element will begin to turn gray. The original red color can be restored with an application of K&N® Air Filter Oil.

Street legal and/or street compliant statements refer to product meeting 50-State emissions and noise standards in the United States.

The street legal and/or street compliant statements may not apply to markets outside of the United States.

Street legal and/or street compliant statements refer to product meeting 50-State emissions and noise standards in the United States.

The street legal and/or street compliant statements may not apply to markets outside of the United States.

334 SCREAMIN’ EAGLE®

Twin Cam Stage I Upgrade

A. MUFFLER END CAPS – 3.25"

These easy-to-install caps allow you to finish your 3.25" Screamin' Eagle mufflers your way. Sold in pairs. Installation hardware included.

Fits '14-'22 XL and '07-'17 Softail® models equipped with Screamin' Eagle 3.25" Street Cannon Mufflers.

65100044	Chrome – Slash Up/Down/Out.
65100063	Jet Black – Slash Up/Down/Out.

B. SCREAMIN' EAGLE® SLASH CUT MUFFLER SHIELDS – SATIN BLACK

Shaped to mirror the slash down profile of available muffler end caps, this set of rich satin black Muffler Shields is the perfect complement to your blacked-out exhaust system. The rear shield features a subtle laser-etched Screamin' Eagle script. Easy-to-install kit includes front and rear shields and black mounting hardware.

65400405 Satin Black.
Fits '07-'22 XL, '07-'17 Dyna® (except '08-'17 FLD, FXDF, FXDL, FXDLS and '10-'17 FXDWG) and '07-'17 Softail® models equipped with Screamin' Eagle Street Performance mufflers.

C. SCREAMIN' EAGLE SLASH CUT MUFFLER SHIELDS – CHROME

Styled to complement the ballistic inlet shape of the Screamin' Eagle Street Performance Slip-On Mufflers. The slash-cut rear shield features a laser-etched Screamin' Eagle signature script. Easy-to-install kit includes front and rear shields and mounting hardware.

65400464 Chrome.
Fits '07-'22 XL, '07-'17 Dyna (except '08-'17 FLD, FXDF, FXDL, FXDLS and '10-'17 FXDWG) and '07-'17 Softail models equipped with Screamin' Eagle Street Performance Mufflers.

D. JET BLACK EXHAUST SHIELD KIT – TOURING

Available for 2-into-1 and 2-into-2 exhaust systems, these formed steel exhaust shields feature a unique jet black ceramic coating that complements the jet black Screamin' Eagle Street Cannon Slip-On Mufflers. The jet black coating maintains its uniform black finish and has survived stringent Harley-Davidson testing for durability and corrosion resistance. Manufactured to Original Equipment standards for exacting fit, the easy-to-install kit includes front and rear head pipe shields.

64981-09
Fits '09-'16 Touring and Trike models (except '10 FLHX and FLTRX).

Street legal and/or street compliant statements refer to product meeting 50-State emissions and noise standards in the United States.

The street legal and/or street compliant statements may not apply to markets outside of the United States.

Chrome Slash

Jet Black Slash

A. MUFFLER END CAPS – 3.25"

B. SCREAMIN' EAGLE SLASH CUT MUFFLER SHIELDS – SATIN BLACK

C. SCREAMIN' EAGLE SLASH CUT MUFFLER SHIELDS – CHROME

D. JET BLACK EXHAUST SHIELD KIT – TOURING



E. SCREAMIN' EAGLE STREET CANNON PERFORMANCE MUFFLERS – CHROME (SHOWN WITH BILLET TAPERED SLASH END CAPS)



E. SCREAMIN' EAGLE STREET CANNON PERFORMANCE MUFFLERS – JET BLACK (SHOWN WITH BLUNT REVOLVER END CAPS)



F. MUFFLER END CAPS – 4"



G. SHORT SLASH UP/DOWN/OUT – 4" MUFFLER END CAPS

335 SCREAMIN’ EAGLE®

Twin Cam Stage I Upgrade

E. SCREAMIN' EAGLE® STREET CANNON PERFORMANCE SLIP-ON MUFFLERS – 4.0"

Cue the orchestra. We tuned these mufflers to provide an exhaust note with some extra deep bass. You get the rumble you want and enhance that famous Harley sound, while preserving the peace with your neighbors. The tuned baffles work with the large internal volume to strike the perfect balance required to deliver performance that you can feel in your gut. The large 4.0" diameter Street Cannons provide free flow of exhaust gases with just the right amount of back pressure for a smooth-running ride. The die-cast Screamin' Eagle® medallion adds a rich touch to your bike's profile and a large selection of end cap designs are available (sold separately) to provide the perfect finishing touch. 50-State U.S. EPA compliant.

Fits '09-'16 Touring and '09-later Trike models (except CVO™ models and '10 FLHX and FLTRX models). Installation requires separate purchase of 4" end caps and Muffler Clamps P/N 65296-95A (Qty 2). All models require ECM calibration for proper installation. '17-later Trike models require recalibration with Screamin' Eagle Pro Street Tuner (sold separately).

64900186B	Chrome.
64900187B	Jet Black.

F. MUFFLER END CAPS – 4"

These End Cap Kits allow you to personalize your Screamin' Eagle Street Performance Touring Mufflers. Available in your choice of styles, these easy-to-install caps are dressed with the same finish as the mufflers and exhaust shields for a consistent look front to back. Sold in pairs, the kit includes all required mounting hardware.

Fits '09-'16 Touring and '09-later Trike models equipped with Screamin' Eagle Street Cannon 4" End Cap Mufflers. Does not fit 4" CVO Touring mufflers.

65100019	Slash Up/Down/Out.
65100017	Fishtail.
80611-09	Blunt Revolver.

G. SHORT SLASH UP/DOWN/OUT 4" MUFFLER END CAPS

These End Cap Kits allow you to personalize your Screamin' Eagle Street Performance Touring Mufflers. The Short Slash Up/Down/Out End Caps are 2" shorter than our traditional Slash Cut End Caps, and keep the mufflers tucked in close to the saddlebag or Trike model rear valance for a clean custom look. Sold in pairs, the kit includes all required mounting hardware.

65100062
Fits '09-'16 Touring and '09-later Trike models equipped with Screamin' Eagle Street Cannon 4" End Cap Mufflers. Does not fit 4" CVO™ Touring mufflers.

NOTE: There is no warranty on exhaust pipes and mufflers with regard to any discoloration. Blueing is caused by tuning characteristics, cam timing, carburetor jetting, over-heating, etc. and is not caused by defective manufacturing.

Street legal and/or street compliant statements refer to product meeting 50-State emissions and noise standards in the United States.

The street legal and/or street compliant statements may not apply to markets outside of the United States.

TWIN CAM STAGE II UPGRADE

Camshafts are a fundamental ingredient in the performance recipe, because they control the timing and duration of all major engine events. They are the primary means by which you can tune your engine's horsepower and torque output. Every cam has unique lift and overlap performance characteristics, which means you need to select cams based on exactly the kind of power you're looking for.



A. SCREAMIN EAGLE® TWIN CAM PERFORMANCE CAMS

Kits include front and rear cams. Splined rear cam is included for exceptional load handling capability. Gaskets and bearings not included. Cam Installation Kit P/N 17045-99C (sold separately) includes all required gaskets, bearings and seals for proper installation. Dealer installation is recommended and special tools are required for proper installation.

SE-255 CAM KIT
The ultimate in torque cams, this cam offers substantial increase in low end torque for engines up to 110 cubic inches with compression ratios up to 10 to 1. The low end torque increases are great for heavy bikes or for the person who routinely shifts below 4500 RPM and wants the power available to pass without downshifting. The cam still makes peak power above 5000 RPM so people with lighter bikes will enjoy the torque increases without feeling like the bike runs out of air at higher engine speeds. 50-State U.S. EPA compliant.

25638-07
For use on '09-'13 Dyna®, Softail®, and '09-'13 Touring and Trike models with 103CI and 110CI engines. All models require ECM calibration for proper installation. Labor cost not included. See Dealer for details.

SE-259E CAM KIT
Developed specifically for big displacement Twin Cam engines, this cam has a modern lobe design that allows for higher valve lifts for a given duration. A high-lift version of the SE-211 camshaft, this cam works great with 103-cubic-inch and larger engines with free-flowing intake and exhaust. It can be used with stock heads (updated with race springs) and high-compression pistons for even more torque than a SE-211 cam or can be coupled with any of the performance heads to realize the full power potential. 50-State U.S. EPA compliant.

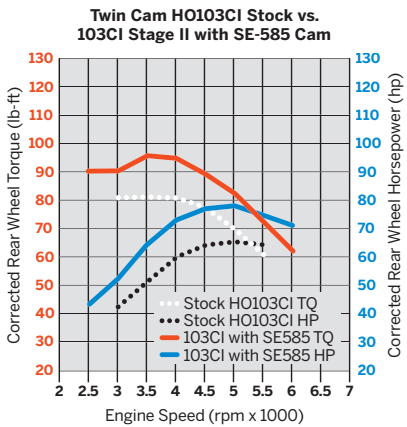
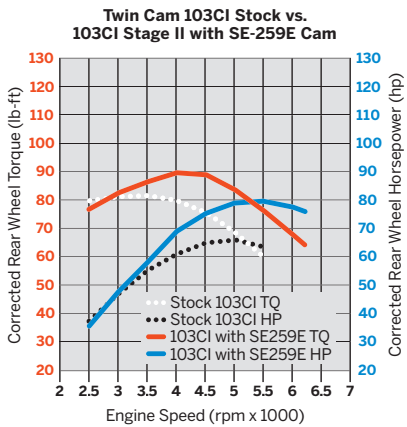
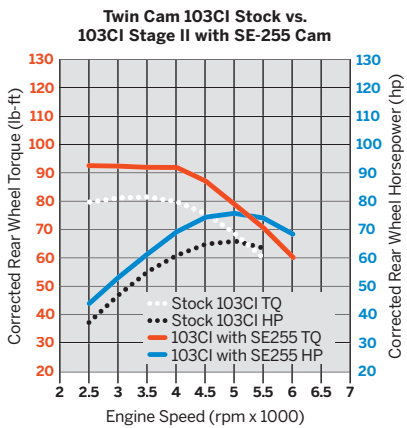
25482-10
For use on '11-'15 103CI and 110CI Touring and Trike models. Installation requires separate purchase of Performance Valve Spring Kit P/N 18013-03A. All models require ECM calibration for proper installation. Labor cost not included. See Dealer for details.

SE-585 CAM KIT
This cam is a great match for riders of heavy Touring bikes looking for big torque at the low end. Just a quick downshift to fourth gear results in an effortless pass of that slow-moving tractor-trailer ahead of you. This cam provides an early hit of torque at the low end of the RPM spectrum. A unique combination of lift, cam lobe duration and an enhanced cam profile ramp provides a performance boost you can feel. The cam's QRD (Quiet Ramp Design) delivers high torque throughout the RPM range while reducing valve train noise. 50-State U.S. EPA compliant.

25400117
For use on '14-'16 Touring models with the use of a 58mm Throttle Body. Also fits '14-'16 CVO™ Touring models with or without the use of a 58mm Throttle Body. Does not fit Trike models. Installation requires separate purchase of Performance Valve Spring Kit P/N 18013-03A. All models require ECM calibration for proper installation. Labor cost not included. See Dealer for details.

NOTE: Separate purchase of Cam Drive Retention Kit P/N 25566-06 and Cam Spacer Kit P/N 25928-06 may be required. These kits contain five different spacers to achieve proper sprocket alignment. Individual spacers can be purchased separately.

Street legal and/or street compliant statements refer to product meeting 50-State emissions and noise standards in the United States.
The street legal and/or street compliant statements may not apply to markets outside of the United States.



B. SCREAMIN' EAGLE PREMIUM TAPERED QUICK-INSTALL ADJUSTABLE PUSHRODS – CHROME COVERS



C. SCREAMIN' EAGLE HIGH-CAPACITY TAPPETS



E. PUSHROD COVER KIT – GLOSS BLACK



B. SCREAMIN' EAGLE PREMIUM TAPERED QUICK-INSTALL ADJUSTABLE PUSHRODS – GLOSS BLACK COVERS



D. SCREAMIN' EAGLE PERFORMANCE VALVE SPRING KIT



F. PUSHROD TUBE COLLARS – GLOSS BLACK

Twin Cam Stage II Upgrade

B. SCREAMIN' EAGLE® PREMIUM TAPERED QUICK-INSTALL ADJUSTABLE PUSHRODS

These premium pushrods are tapered for enhanced clearance at the cylinder head, allowing the use of higher lift cams. The one-piece chrome moly tube adds rigidity and durability and the threaded adjustment feature provides easy cam installation without removing the cylinder heads or rocker boxes. To simplify adjustment, the tube features six flats, with one flat marked with a large dot for tracking the adjustment. The threaded rod features 4 flats to reduce wrench swing. Each pushrod features the Screamin' Eagle logo and is marked for "Intake" or "Exhaust." Kit includes 4 pushrods and required pushrod tubes.

Fits '99-'17 Twin Cam-equipped models.
17900032 With Gloss Black Covers.
18404-08 With Chrome Covers.

C. SCREAMIN' EAGLE HIGH-CAPACITY TAPPETS

Screamin' Eagle® Tappets feature large high-capacity needles in the roller bearing assembly to improve reliability when operating with high-lift cams, high-pressure valve springs and in high-RPM applications. The 25% larger needle bearings increase the dynamic load rating by approximately 20% when compared to the Original Equipment Twin Cam tappets. The unique design delivers superior tappet life in performance applications. Set of 4.

18572-13
Fits '17-later Milwaukee-Eight® Engine equipped models, '00-'22 XL and XR models and '99-'17 Twin Cam-equipped models.

D. SCREAMIN' EAGLE PERFORMANCE VALVE SPRING KIT*

This performance beehive-shaped Valve Spring Kit will permit the Sportster® engine to rev to 7000 RPM. The unique ovate wire yields increased performance from a compact spring design. The installed spring pressure is increased to 208 lbs and allows a maximum lift of .590". Complete kit includes springs, upper collars and keepers and lower collars with integral valve seals.

18013-03A
Fits '04-'22 XL, XR and '05-'17 Twin Cam-equipped models. Does not fit FXDLS, FLSS, FLSTFB or Screamin' Eagle Performance Heads with .3125" diameter valves.

E. PUSHROD COVER KIT – GLOSS BLACK

Complete the Dark Custom look. These covers replace existing chrome covers to give your bike a blacked-out appearance down to the smallest detail. Pushrod covers are finished in gloss black and the kit includes four bottom cover tubes and the four upper clips. Installation retains the Original Equipment chrome short center tube to create a high-contrast accent. Cover Kit can be installed on engines already equipped with Adjustable Pushrods or can be installed by removing rocker box covers, rocker arms and non-adjustable pushrods. Consult your dealer or service manual for installation.

17900033 Covers Only.
Fits '99-'17 Twin Cam-equipped models. Requires prior installation of Adjustable Pushrods or removal of rocker box covers, rocker arms and fixed-length pushrods.

F. PUSHROD TUBE COLLARS – GLOSS BLACK

Manufactured from Original Equipment components for perfect fit and function, these Pushrod Collars complete your Twin Cam engine's conversion to the total blacked-out look. Covers replace the chrome-finished factory covers, and fit with stock or Screamin' Eagle Quick-Install Pushrods.

17900076
Fits '84-'00 Evolution® 1340 and '99-'17 Twin Cam-equipped models. Installation requires use of Adjustable Pushrods or removal of rocker box covers, rocker arms and fixed-length pushrods.

***CAUTION:** Proper valve spring to rocker cover clearance must always be verified during installation of Screamin' Eagle Valve Spring Kits. Failure to have adequate clearance may result in engine damage.

Street legal and/or street compliant statements refer to product meeting 50-State emissions and noise standards in the United States.
The street legal and/or street compliant statements may not apply to markets outside of the United States.

338 SCREAMIN’ EAGLE®

Twin Cam Stage II Upgrade

A. SCREAMIN' EAGLE® BILLET CAM SUPPORT PLATE WITH HIGH-VOLUME OIL PUMP

A great upgrade for any performance motor. The Billet Cam Support Plate is manufactured from billet aluminum with pressed-in bronze bushings and is pre-assembled with the crankshaft bushing and oil pressure relief valve. Aluminum is specified at 6061 billet plate, heat-treated to T6 specifications with a surface-hardened anodized finish to provide superior strength, rigidity and durability. CNC-precision machining ensures precise dimensions and constant material thickness across the plate, enabling perfect alignment of cams and chains. Cam bushings are made from 660 bronze materials to provide enhanced wear resistance and to stand up to increased loads from the high lift cams common in large displacement motors. The improved Screamin' Eagle® high-flow oil pump provides higher pressure when the oil is hot to keep pressure drops to a minimum and increases the oil supply by 16% and the scavenging by 29% over the '06-'17 Original Equipment oil pump.

25282-11
Fits '06-'17 Dyna® and '07-'17 Softail®, and '07-'16 Touring and Trike models. Installation requires separate purchase of Cam Service Kit P/N 17045-99D and Drive Gear Retention Kit P/N 25566-06.

B. SCREAMIN' EAGLE HYDRAULIC CAM CHAIN TENSIONER AND HIGH-FLOW OIL PUMP UPGRADE KIT

This kit updates the cam chain tensioner of your Twin Cam 88® engine to the latest design, as featured on the Twin Cam 96™ engine. The billet cam support plate has been designed to allow the installation of the Twin Cam™ 96 hydraulic cam chain tensioner to Twin Cam 88-equipped models. These Hydraulic Cam Chain Tensioners will significantly outlast the spring-loaded tensioners and are an ideal addition to an engine modified for improved performance. In addition, '02-'06 models utilize a Twin Cam 96 single row front roller chain and sprocket (included in kit). '99-'01 models use Original Equipment front silent chain and sprocket to retain the cam position sensor function. The kit includes an improved Screamin' Eagle High-Flow Oil Pump that provides increased oil pressure at high-operating temperatures. This kit increases the oil supply by 23% and scavenging by 50% when compared to the '99-'05 Original Equipment oil pump and reduces operating temperature of bearings to improve bearing life.

25284-11
Fits '99-'05 Dyna, '00-'06 Softail and '99-'06 Touring models. Installation requires separate purchase of Spacer Kit P/N 25285-08, Cam Service Kit P/N 17045-99D and Drive Gear Retention Kit P/N 25566-06.

C. SCREAMIN' EAGLE HIGH-PERFORMANCE INNER CAM BEARINGS

High-performance Inner Cam Bearings are a smart upgrade when installing high-lift cams in a race bike. These bearings provide increased load capacity and extend the engine life in extreme racing conditions. Kit includes two bearings required to complete one Twin Cam engine.

24017-10
Fits '99-'05 Dyna, '00-'06 Softail and '99-'06 Touring models.


24018-10
Fits '06-'17 Dyna, '07-'17 Softail and '07-'16 Touring and Trike models.

Street legal and/or street compliant statements refer to product meeting 50-State emissions and noise standards in the United States.

The street legal and/or street compliant statements may not apply to markets outside of the United States.



A. SCREAMIN' EAGLE BILLET CAM SUPPORT PLATE WITH HIGH-VOLUME OIL PUMP



B. SCREAMIN' EAGLE HYDRAULIC CAM CHAIN TENSIONER AND HIGH-FLOW OIL PUMP UPGRADE KIT



HIGH VOLUME OIL PUMP COMPARISON




C. SCREAMIN' EAGLE HIGH-PERFORMANCE INNER CAM BEARINGS

SCREAMIN’ EAGLE® 339

STAGE III & IV UPGRADES

Screamin' Eagle® Stage Kits offer complete street-compliant performance configurations engineered to help you generate specific torque and horsepower gains. Eliminating all the guesswork and trial-and-error testing normally associated with engine modifications, Stage Kits include everything you need to enhance your bike's performance, including big-bore cylinders, high-compression pistons, performance cams and high-flow air cleaners.




FEATURES

BOLT-ON BIG BORE CYLINDERS

In the past, the only way to increase the bore of your 103- or 110-cubic-inch Twin Cam V-Twin motor was to tear down the motor and re-bore the engine cases to fit larger bore cylinder spigots. It was a labor-intensive and expensive process. The Screamin' Eagle team has engineered a 4" Big Bore Cylinder and Piston package that increase the internal bore from 3-7/8" to 4", without increasing the outside diameter of the cylinder spigot. The cylinder slips into the existing case bore without modification.

Street legal and/or street compliant statements refer to product meeting 50-State emissions and noise standards in the United States.

The street legal and/or street compliant statements may not apply to markets outside of the United States.



SCREAMIN' EAGLE

340 SCREAMIN’ EAGLE®

Twin Cam Stage III Upgrade

SCREAMIN' EAGLE® TWIN CAM STAGE III KIT – 103CI TO 110CI

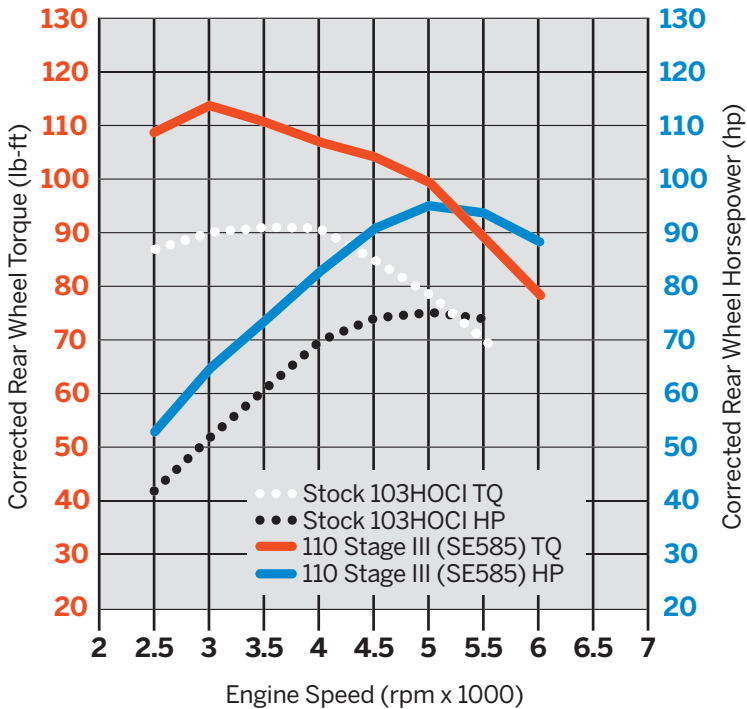
Build a fast, reliable 110-cubic-inch Twin Cam hauler without having to remove the motor from the chassis. This Stage III Street Performance Kit combines system-matched Screamin’ Eagle® big bore cylinders, high-compression pistons and performance cams and valve train components with the Original Equipment cylinder heads for a cost-effective boost in torque and performance. The exclusive bolt-on 4.0" cylinders are engineered with high-strength slim-wall spigots that slip into the factory crank case without any additional machining. The 4" flat top pistons team with the stock cylinder heads to produce a performance-enhancing 10.2:1 compression ratio (10.4:1 on Twin-Cooled™ equipped models), and the high-lift SE-585 cam produces a boost in torque throughout the RPM range. 50-State U.S. EPA compliant.

- Kit includes:
- Screamin’ Eagle 4.0" Bolt-On Cylinders
- Forged 10.2:1 Compression Pistons and Rings
- SE-585 Cams
- High Performance Valve Springs
- Perfect-Fit Pushrods
- Screamin’ Eagle High-Capacity Roller Tappets
- Top End and Cam Cover Gaskets
- Heavy Duty Clutch Spring

92500035 Black Highlighted.
Fits '16-'17 Softail® and '14-'16 Touring models. Does not fit Trike models, FLSS, FLSTFB, CVO™ 110 models or models with engine cases that have been machined to accept large-bore cylinders. Requires separate purchase of Cam Drive Retention Kit P/N 25566-06. Cam Spacer Kit P/N 25928-06 is recommended. Twin-Cooled™ models require separate purchase of model-specific head gaskets. All models require recalibration with Screamin’ Eagle Pro Street Tuner (sold separately).



Twin Cam 103HO Stock vs. 103 to 110CI Stage III with SE CVO Mufflers



Street legal and/or street compliant statements refer to product meeting 50-State emissions and noise standards in the United States.
The street legal and/or street compliant statements may not apply to markets outside of the United States.

STAGE III

SCREAMIN’ EAGLE® 341

Twin Cam Stage III Upgrade

SCREAMIN' EAGLE® TWIN CAM CONVERSION KIT WITH CAMS – 96CI TO 103CI

The Stage II Big Bore Kit provides the parts you need to increase the horsepower of your EFI-equipped model. The kit increases the displacement of your Twin Cam-equipped model from 96 cubic inches (1584cc) to 103 cubic inches (1690cc). 50-State U.S. EPA compliant. California kits are street compliant on California pollution controlled vehicles when used with Original Equipment mufflers.

- Kit includes:
- Big Bore Cylinders
- Big Bore Flat Top Pistons and Rings
- SE-255 Cams
- High-Flow Air Cleaner Kit with One-Piece Back Plate
- Top End Gasket Kit
- Heavy Duty Clutch Spring

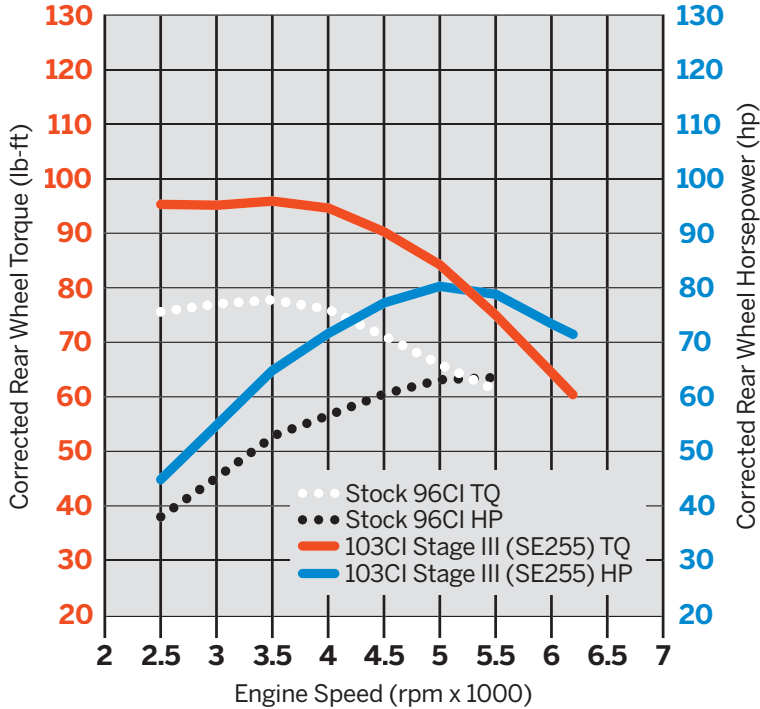
27557-08 Black Highlighted.
Fits '10-'11 Touring models equipped with Twin Cam™ 96 engine. Also fits '08-'09 California Touring models. '10 FLHX and FLTRX models require separate purchase of 2-into-2 Head Pipe and mufflers. Installation requires separate purchase of Primary Cover Gasket. Cam Drive Retention Kit P/N 25566-06. Cam Spacer Kit P/N 25928-06 is recommended. All models require ECM calibration for proper installation.

27564-09A Black Highlighted.
Fits 49-state '09 Touring models. Kit includes catalyst head pipe. Does not fit Trike models. Not street compliant in California. Installation requires separate purchase of Primary Cover Gasket. Cam Drive Retention Kit P/N 25566-06. Cam Spacer Kit P/N 25928-06 is recommended. All models require ECM calibration for proper installation.

NOTICE: Installation of automatic or manual compression releases on large displacement engines is highly recommended.

NOTICE: Harley-Davidson will exclude H-D™ motorcycle limited warranty coverage and deny all motorcycle limited warranty claims for functional defects of powertrain components for any Harley-Davidson motorcycle registered in the United States if the vehicle was tuned using a tuning product not covered by a California Air and Resources Board Executive Order or that was otherwise approved by the Environmental Protection Agency, or if Harley-Davidson or any authorized Harley-Davidson dealer has any information to show that the vehicle was tuned using a tuning product not covered by a California Air and Resources Board Executive Order or that was otherwise approved by the Environmental Protection Agency. This includes Installation of a California performance kit onto a 49-state model motorcycle or a 49-state performance kit onto a California model motorcycle.

Twin Cam 96 Stock vs. 96 to 103CI Conversion with Street Use Exhaust



Street legal and/or street compliant statements refer to product meeting 50-State emissions and noise standards in the United States.
The street legal and/or street compliant statements may not apply to markets outside of the United States.

342 SCREAMIN' EAGLE®

Twin Cam Stage IV Upgrade

SCREAMIN' EAGLE® TWIN CAM TIRE SHREDDER KIT – 103CI TO 110CI

This comprehensive kit provides a complete package of matched components that allow you to build a high-performance 110CI Twin Cam without impacting the factory warranty. The unique Screamin' Eagle® 4.0" big bore cylinders are engineered to slip into the engine cases without case machining or modification, so the engine stays in the chassis during the build. 50-State U.S. EPA compliant.

Kit includes:

Screamin' Eagle 4.0" Bolt-On Cylinders
Forged 10.2:1 High Compression Pistons and Rings
Screamin' Eagle 58mm Throttle Body
High Flow Fuel Injectors (5.3 g/s)
Screamin' Eagle CNC-Ported Cylinder Heads
SE-259E Cams
Perfect-Fit Pushrods
Screamin' Eagle High-Capacity Roller Tappets
Top End and Cam Cover Gaskets
Heavy Duty Clutch Spring

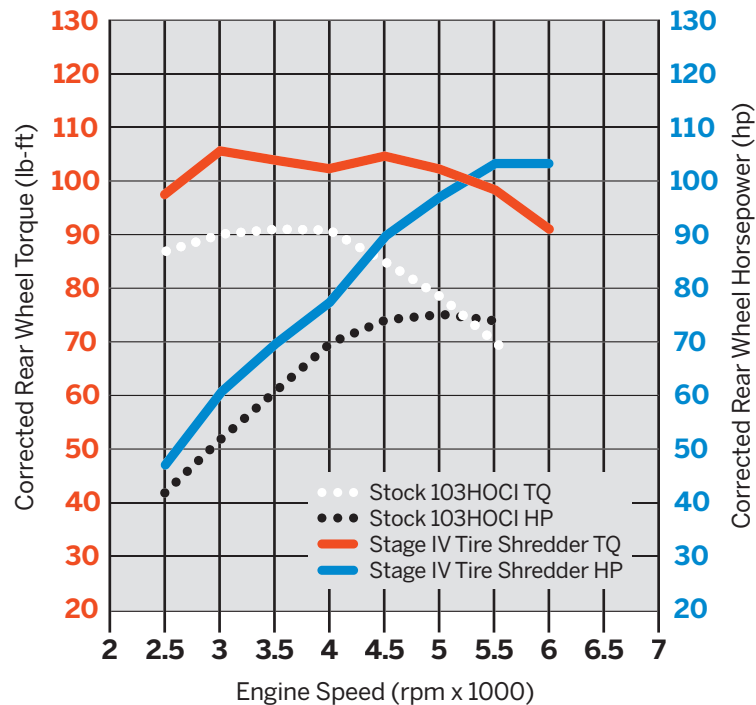
92500038

Fits '14-'16 Touring models. Does not fit Twin-Cooled™ equipped models. Does not fit Trike models, CVO™ 110 models or models with engine cases that have been machined to accept large-bore cylinders. Requires separate purchase of accessory 58mm air cleaner and Cam Drive Retention Kit P/N 25566-06. Cam Spacer Kit P/N 25928-06 is recommended. All models require recalibration with Screamin' Eagle Pro Street Tuner (sold separately).

STAGE IV



Twin Cam 103HO Stock vs. 103 to 110CI Tire Shredder Kit with Heavy Breather & Street Cannon Mufflers



Street legal and/or street compliant statements refer to product meeting 50-State emissions and noise standards in the United States.

The street legal and/or street compliant statements may not apply to markets outside of the United States.

STAGE IV

SCREAMIN' EAGLE® 343

Twin Cam Stage IV Upgrade

SCREAMIN' EAGLE® TWIN CAM CONVERSION KIT – 103CI TO 110CI

Bring your Twin Cam motorcycle up to the same 110-cubic-inch displacement and power output as the CVO™ Screamin' Eagle® models without expensive machining or removing the engine from the chassis. This street compliant kit combines the proven SE-255 cams and cylinder heads of the CVO model with exclusive Screamin' Eagle bolt-on 4.0" cylinders and system-matched pistons to deliver high torque and reliable everyday performance. The automatic compression release-equipped cylinder heads and the flat top forged pistons combine to develop a 9.3:1 compression ratio for easy starting, and the Screamin' Eagle lifters ensure quiet reliable valve train operation. 50-State U.S. EPA compliant.

Kit includes:

Screamin' Eagle 4.0" Bolt-On Cylinders
Forged 9.3:1 Compression Pistons and Rings
CVO 110 Cylinder Heads
SE-255 Cams
High-Capacity Roller Tappets
Top End and Cam Cover Gaskets
Heavy Duty Clutch Spring
Cam Spacer Kit P/N 25928-06 is recommended

92500031 Black Highlighted.

Fits '10-'16 Touring models (except '14-'16 models with Twin-Cooled™ engines). Does not fit Trike models, CVO 110 models, or models with engine cases that have been machined to accept large bore cylinders. Requires separate purchase of Screamin' Eagle high-flow air cleaner. '10 FLHX and FLTRX models require separate purchase of 2-into-2 Head Pipe Kit and Mufflers. '11-'16 Touring models require installation of CVO Mufflers P/N 64768-09A and 64769-09A or FatShotz Muffler Kit P/N 80847-10 (sold separately). '10-'11 Touring models require ACR Harness P/N 70623-08. Installation requires separate purchase of Primary Cover Gasket, Cam Drive Retention Kit P/N 25566-06, Cam Spacer Kit P/N 25928-06 is recommended. All models require ECM calibration for proper installation.

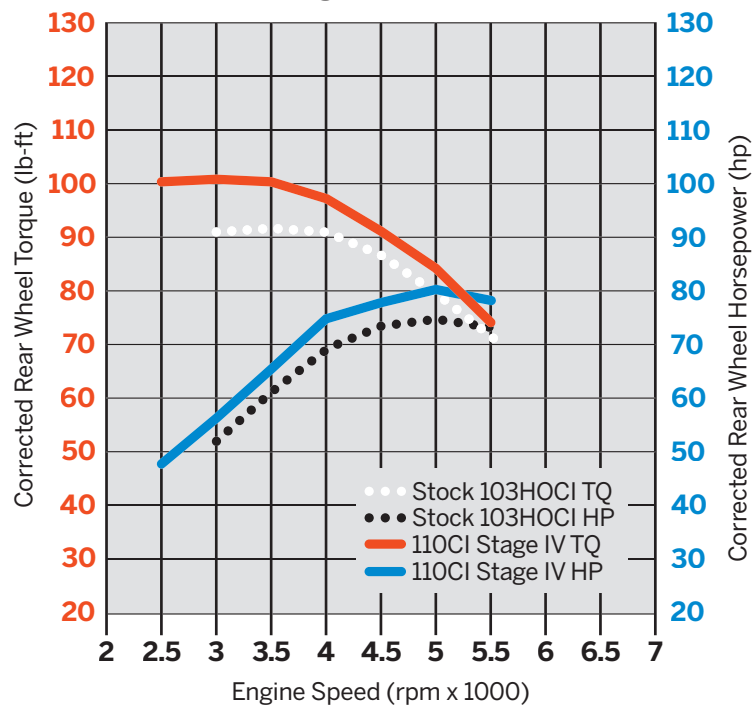
92500032	Black Highlighter
----------	-------------------

Fits '14-'16 FLHTCU, FLHTCUL, FLHTK, FLHTKL and FLTRU models with Twin-Cooled engines. Does not fit Trike models, CVO 110 models, or models with engine cases that have been machined to accept large bore cylinders. Requires separate purchase of Screamin' Eagle high-flow air cleaner. Installation requires separate purchase of Primary Cover Gasket, Cam Drive Retention Kit P/N 25566-06, Cam Spacer Kit P/N 25928-06 is recommended. All models require ECM calibration for proper installation.

92500033 Black Highlighted.

Fits '11-'17 Dyna® FXD, FXDB and FXDC models equipped with Shorty Dual Exhaust. Installation requires separate purchase of Muffler P/N 64895-09 (Qty 2). Also fits 50-state '10-'17 FXDF and FXDWG models. FXDF and FXDWG models requires separate purchase of Mufflers P/N 65884-09 and 65886-09. All Dyna models require separate purchase of Screamin' Eagle high-flow cleaner. '10-'11 Dyna models require ACR Harness P/N 70623-06. Does not fit models with engine cases that have been machined to accept large-bore cylinders. Also fits 50-state '11-'17 Softail® models (except FLS, FLSS, FLSTFBS, FLSTN, FLSTSB, CVO 110 models or models with engine cases that have been machined to accept large-bore cylinders.). Requires separate purchase of Screamin' Eagle high-flow air cleaner. '11 Softail models require ACR Harness P/N 70623-11. Installation requires separate purchase of Primary Cover Gasket. Cam Drive Retention Kit P/N 25566-06. Cam Spacer Kit P/N 25928-06 is recommended. All models require ECM calibration for proper installation. '17 models require recalibration with Screamin' Eagle Pro Street Tuner (sold separately).

Twin Cam 103HO Stock vs. 103 to 110CI Stage IV Conversion Kit



Street legal and/or street compliant statements refer to product meeting 50-State emissions and noise standards in the United States.

The street legal and/or street compliant statements may not apply to markets outside of the United States.

344 SCREAMIN' EAGLE®

Twin Cam Stage IV Upgrade



SCREAMIN' EAGLE® TWIN CAM STAGE IV KIT – 103CI TO 103CI

This Street Performance kit provides the maximum horse-power output for a legal 103 Kit that will maintain the factory warranty. The Air-Cooled Street Performance Kit produces 96 hp and 105 lbs-ft of torque. The Twin-Cooled™ engine version is rated at 93 hp and 100 lbs-ft of torque. 50-State U.S. EPA compliant.

- Kit includes:
- Forged 10.5:1 High Compression Pistons and Rings
- Screamin' Eagle® 58mm Throttle Body
- Screamin' Eagle CNC Ported Cylinder Heads
- SE-259E Cams
- Perfect-Fit Pushrods
- Top End Gasket Kit
- Heavy Duty Clutch Spring

92500011 Black Highlighted.
Fits '16-'17 Softail® (except FLSS, FLSTFBS and FXSE) and '10-'16 Touring models (except '14-'16 models with Twin-Cooled™ engines) equipped with a Twin Cam 103™ engine. Fits 49-state '10-'11 Touring models equipped with a Twin Cam 96™ engine with separate purchase of Screamin' Eagle 3-7/8" Big Bore Cylinder Kit. '10 FLHX and FLTRX requires dual exhaust. Does not fit Trike models. Installation requires separate purchase of Primary Cover Gasket. Cam Drive Retention Kit P/N 25566-06. Cam Spacer Kit P/N 25928-06 is recommended. All models require ECM calibration for proper installation. '17 models require recalibration with Screamin' Eagle Pro Street Tuner (sold separately).



SCREAMIN' EAGLE® 345

Twin Cam Stage IV Upgrade

SCREAMIN' EAGLE® TWIN CAM BOLT-ON 110CI TO 117CI KIT

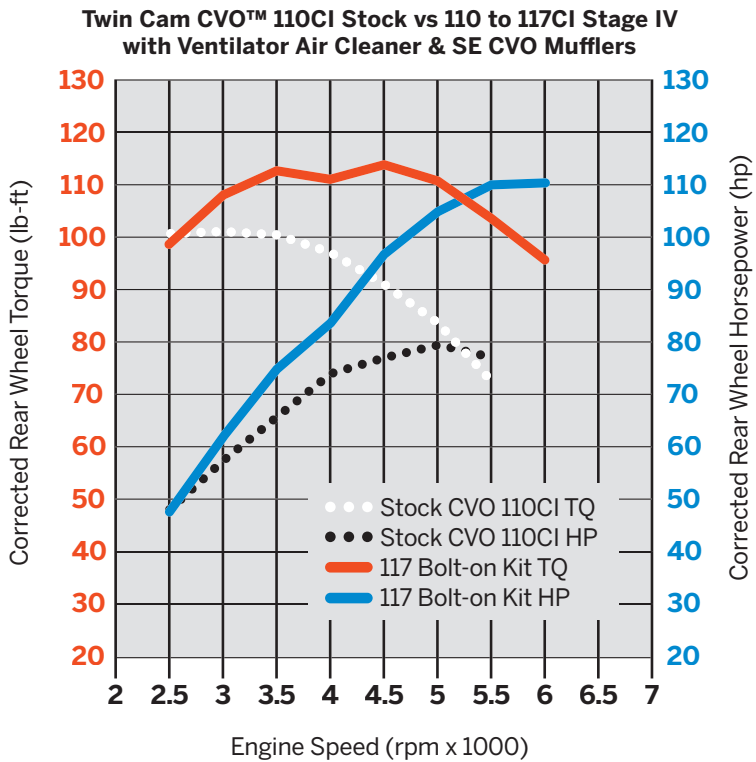
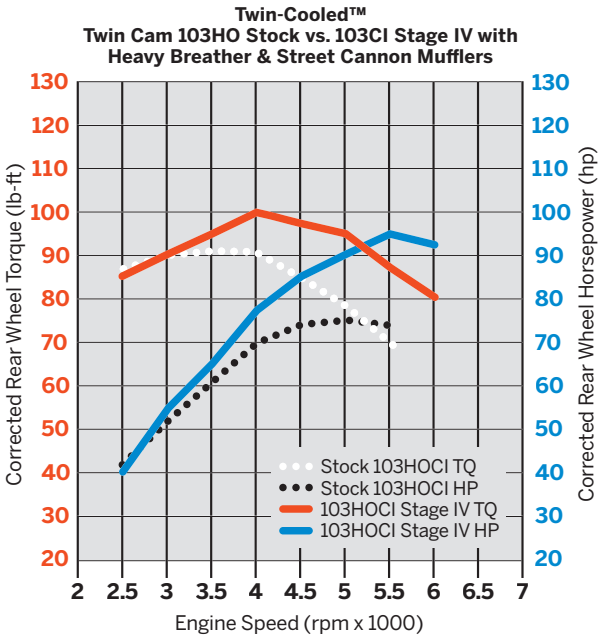
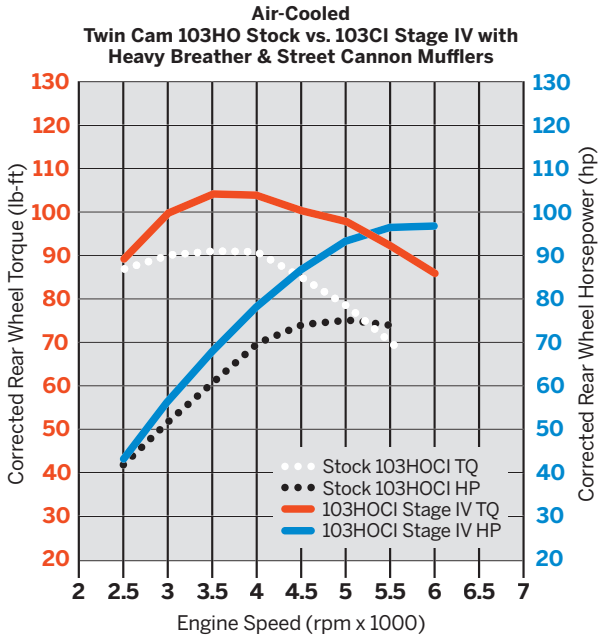
Turn your Original Equipment 110-cubic-inch model into a fast, reliable 117-cubic-inch Twin Cam hauler without having to remove the motor from the chassis. This Street Performance Kit combines system-matched Screamin' Eagle® big bore cylinders, forged pistons and performance cams and valve train components with the Original Equipment cylinder heads for a cost-effective boost in torque and performance. The exclusive bolt-on 4.125" cylinders are engineered with high-strength slim-wall spigots that slip into the factory 110CI crank case without any additional machining. The 4.125" flat top pistons team with the stock cylinder heads to produce a performance-enhancing 9.9:1 compression ratio, and the high-lift SE-259E cam produces a boost in torque throughout the RPM range. 50-State U.S. EPA compliant.

- Kit includes:
- Screamin' Eagle 4.125" Bolt-On Cylinders
- Forged 9.9:1 Compression Pistons and Rings
- Screamin' Eagle 58mm Throttle Body
- High Flow Fuel Injectors (5.3 g/s)
- SE-259E Cams
- Perfect-Fit Pushrods
- Screamin' Eagle High-Capacity Roller Tappets
- Screamin' Eagle Inner Cam Bearing Kit
- Top End and Cam Cover Gaskets

Fits '14-'17 CVO™ 110CI Softail® and '14-'16 CVO Touring models. Also fits '16-'17 110CI FLSS, FLSTFBS and FXDLS models. Requires purchase of accessory 58mm air cleaner and Cam Drive Retention Kit P/N 25566-06 (except models equipped with Screamin' Eagle Heavy Breather Elite Performance Air Cleaner Kits). Models equipped with Ventilator Air Cleaner require separate purchase of 58mm Air Cleaner Backplate P/N 29400038. All models require ECM calibration for proper installation. '16-'17 FXDLS and all '17 models require recalibration with Screamin' Eagle Pro Street Tuner (sold separately).

92500055 Granite Finish.

92500054 Black Finish.



Street legal and/or street compliant statements refer to product meeting 50-State emissions and noise standards in the United States.


The street legal and/or street compliant statements may not apply to markets outside of the United States.

Street legal and/or street compliant statements refer to product meeting 50-State emissions and noise standards in the United States.

The street legal and/or street compliant statements may not apply to markets outside of the United States.

SPORTSTER® POWERTRAIN

Screamin' Eagle® Stage upgrades offer complete street-compliant performance configurations engineered to generate specific torque and horsepower gains. Eliminating all the guesswork and trial-and-error testing normally associated with engine modifications, Stage upgrades include everything you need to enhance your bike's performance.



STAGE I

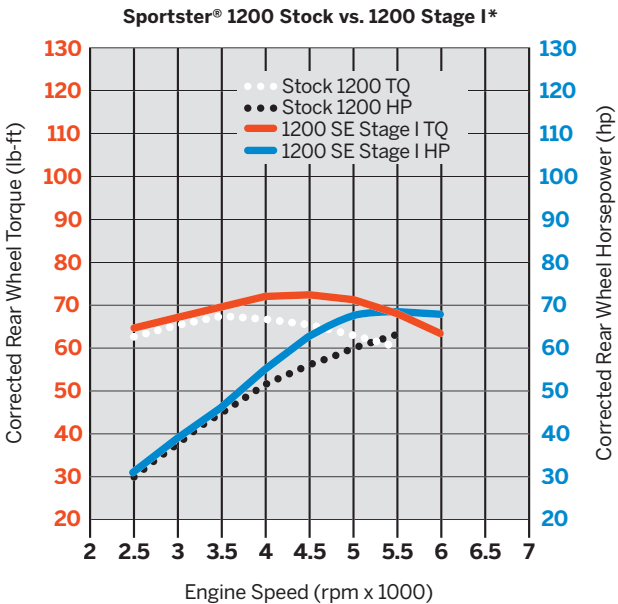
INTAKE + EXHAUST + TUNING

The easiest and most cost-effective step to improve your motorcycle's performance is to increase the airflow into and out of the engine. A high-flow air cleaner and system-matched slip-on mufflers provide horsepower and torque improvements you can feel throughout the RPM range, and serve as the core components for all performance upgrades. ECM calibration is required to tune the fuel flow and timing required to accommodate the improved airflow.

Stage I upgrade can be installed without engine disassembly. No special tools are required. Requires ECM tuning.



Street legal and/or street compliant statements refer to product meeting 50-State emissions and noise standards in the United States.
The street legal and/or street compliant statements may not apply to markets outside of the United States.

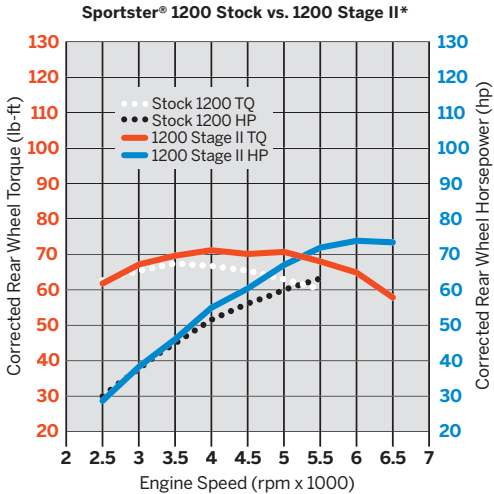


* 14-'22 XL1200 Stage II with Heavy Breather A/C & Street Cannon Mufflers

STAGE II

STAGE I + CAM UPGRADE

Adding performance cams to a Stage I equipped bike is the next step to improved performance. Cam choices allow you to tailor the engine's performance to your specific needs. A torque cam offers on-demand throttle response from low to mid RPM at cruising speed. A power cam targets high-RPM, wide-open throttle response that keeps pulling right up to redline. ECM calibration tuning is required to accommodate the increased valve timing, and performance valve springs may be required for high-lift cams.



* 14-'22 XL1200 Stage II with Heavy Breather A/C & Street Cannon Mufflers



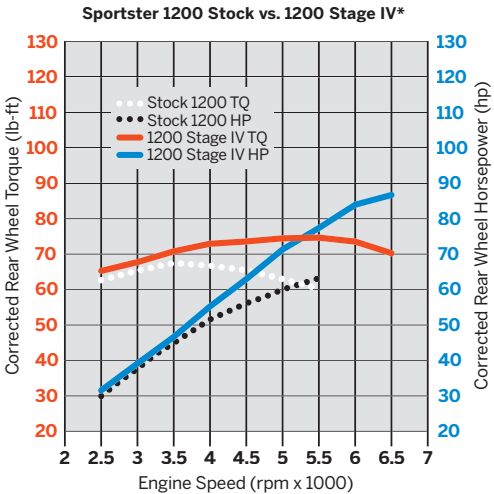
Stage II upgrade requires minor engine disassembly to replace the cam. Special tools and ECM tuning are required.



STAGE IV

STAGE I + CAMS, PISTONS, CYLINDER HEADS & THROTTLE BODY

For maximum performance improvement, the addition of high-compression pistons, free-flowing ported cylinder heads and a big bore throttle body top off a performance build. The large-diameter throttle body and port-matched intake manifold deliver huge volumes of fuel and air to the engine, the smooth passages and larger valves easily dump the mixture into the engine and the high compression pistons squeeze the air/fuel into a more volatile vapor. When ignited, the result is a major power increase. Designed to satisfy the high-RPM, throttle-twisting rider, the Stage IV update delivers 20-30% increase in power that keeps pulling right up to the redline, without sacrificing mid-range torque. ECM calibration tuning is required to add more fuel, and a higher-lift cam may be required to deliver maximum power.



* 1200 Stage IV with High-Flow A/C & Street Cannon Mufflers



Stage IV bolt-on upgrade requires removal of the engine's top end and opening the cam chest. Engine remains in the chassis and no machining is required. Special tools and ECM tuning are required.



Street legal and/or street compliant statements refer to product meeting 50-State emissions and noise standards in the United States.
The street legal and/or street compliant statements may not apply to markets outside of the United States.

348 SCREAMIN’ EAGLE®

Sportster® Stage I Upgrade

A. SCREAMIN' EAGLE® HEAVY BREATHER PERFORMANCE AIR CLEANER KIT

This high-flow forward-facing exposed element Air Cleaner Kit is sure to turn heads at the starting line. Featuring a polished elbow and exposed filter, this unique air cleaner system offers improved performance and airflow when compared to the stock or Screamin' Eagle® High-Flow Air Cleaner. The washable and rechargeable filter features a bright chrome end cap with a laser-engraved Screamin' Eagle logo. Intake tube and back plate are made from die-cast lightweight aluminum and are polished and chrome-plated or painted black for a brilliant finish. The back plate features integral breathers and sealed breather bolt plug. Kit includes a water-repellent rain sock and all mounting hardware. 50-State U.S. EPA compliant.

Fits '08-'22 XL models with Original Equipment Throttle Body. All models require ECM calibration for proper installation. '17-later models require recalibration with Screamin' Eagle Pro Street Tuner (sold separately). Pending approval for use in California on '21 models. Refer to H-D.com/shop for status.

29080-09A	Gloss Black.
------------------	--------------

Fits '14-'22 XL1200 model equipped with Screamin' Eagle High Flow 58mm Throttle Body. All models require ECM calibration for proper installation. '17-later models require recalibration with Screamin' Eagle Pro Street Tuner (sold separately).

29400227A	Gloss Black.
------------------	--------------

NOTE: The washable and rechargeable filter uses a special coating to help filter fine particles from the incoming air. With time, the oil in the filter will dissipate and the element will begin to turn gray. The original red color can be restored with an application of K&N® Air Filter Oil.

B. SCREAMIN' EAGLE HEAVY BREATHER FILTER COVER – TEARDROP


Dress up the Heavy Breather Air Cleaner with this radical cover. Manufactured from forged aluminum and precision CNC-machined and polished, these easy-to-install two-piece covers add a rich custom look. Cover is available in mirror-chrome or cut back gloss black finish to match your customizing direction. Kit includes water-repellent rain sock.

Fits models equipped with Screamin' Eagle Heavy Breather Air Cleaner Kits on Twin Cam and XL model. (except Compact Heavy Breather P/N 28716-10A, Heavy Breather Elite P/N 29400172 and Milwaukee Eight® Heavy Breather P/N 29400263 or 29400264).

29400061A	Cut Back Gloss Black – Side Logo.
28739-10A	Cut Back Gloss Black – End Logo.
28740-10A	Chrome – End Logo.

Street legal and/or street compliant statements refer to product meeting 50-State emissions and noise standards in the United States.

The street legal and/or street compliant statements may not apply to markets outside of the United States.



A. SCREAMIN' EAGLE HEAVY BREATHER PERFORMANCE AIR CLEANER KIT – GLOSS BLACK



B. SCREAMIN' EAGLE HEAVY BREATHER FILTER COVER – TEARDROP, CUT BACK GLOSS BLACK – SIDE LOGO



B. SCREAMIN' EAGLE HEAVY BREATHER FILTER COVER – TEARDROP, CHROME



B. SCREAMIN' EAGLE HEAVY BREATHER FILTER COVER – TEARDROP, CUT BACK GLOSS BLACK



C. SCREAMIN' EAGLE PERFORMANCE AIR CLEANER KIT – RAIL COLLECTION



D. EXTREME BILLET AIR CLEANER KIT – CHISEL, CHROME



D. EXTREME BILLET AIR CLEANER KIT – CHISEL, CUT BACK GLOSS BLACK

SCREAMIN’ EAGLE® 349

Sportster® Stage I Upgrade

C. SCREAMIN' EAGLE® PERFORMANCE AIR CLEANER KIT – RAIL COLLECTION

The look is bold and the performance exhilarating. This race-inspired air cleaner is engineered to flow through the perimeter and the face of the air filter, providing high volumes of unrestricted airflow to the engine. The open-design face plate features a rich black finish with machined longitudinal strakes to expose the glowing aluminum below. Kit includes air cleaner trim, one-piece cast back plate, high-flow washable air filter element, rain sock and all required hardware. 50-State U.S. EPA compliant.

29400232A
Fits '07-'22 XL models with Original Equipment throttle body. All models require ECM calibration for proper installation. '17-later models require recalibration with Screamin' Eagle® Pro Street Tuner (sold separately). Pending approval for use in California on '21 models. Refer to H-D.com/shop for status.

D. SCREAMIN' EAGLE EXTREME BILLET AIR CLEANER KIT

The bold styling of this intake system looks just as impressive as the long patch of burnout rubber you just laid down. The forged billet aluminum cover tops off a cast back plate with integral breather for a smooth transition to the throttle body. The race-inspired air cleaner is engineered to flow high volumes of air and the washable pleated element provides the ideal combination of efficiency and engine protection. Available in your choice of style and finish, this easy-to-install kit includes all mounting hardware and rain sock. 50-State U.S. EPA compliant.

Fits '07-'22 XL models with Original Equipment throttle body. All models require ECM calibration for proper installation. '17-later models require recalibration with Screamin' Eagle Pro Street Tuner (sold separately). Pending approval for use in California on '21 models. Refer to H-D.com/shop for status.

29400128	Chisel – Chrome.
29400127	Chisel – Cut Back Gloss Black.

NOTE: The washable and rechargeable filter uses a special coating to help filter fine particles from the incoming air. With time, the oil in the filter will dissipate and the element will begin to turn gray. The original red color can be restored with an application of K&N® Air Filter Oil.

Street legal and/or street compliant statements refer to product meeting 50-State emissions and noise standards in the United States.

The street legal and/or street compliant statements may not apply to markets outside of the United States.

350 SCREAMIN’ EAGLE®

Sportster® Stage I Upgrade

A. SCREAMIN’ EAGLE® OVAL HIGH-FLOW AIR CLEANER

The XL High-Flow Air Cleaner Kit provides increased airflow to boost the power of your fuel-injected Sportster® model. The complete kit features a composite air cleaner back plate, air cleaner cover adapter, a high-flow washable synthetic media filter element that does not require oiling and a breather system that routes gasses and excess oil directly into the intake. Kit also includes cover trim and all mounting hardware. Street compliant when used with stock mufflers. 50-State U.S. EPA compliant.

29782-07
Fits '07-'22 XL models with Original Equipment throttle body and oval air cleaner cover. All models require ECM calibration for proper installation. '17-later models require recalibration with Screamin' Eagle® Pro Street Tuner (sold separately). Pending approval for use in California on '21 models. Refer to H-D.com/shop for status.

B. SCREAMIN’ EAGLE ROUND HIGH-FLOW AIR CLEANER

The XL High-Flow Air Cleaner Kit provides increased airflow to boost the power of your fuel-injected Sportster model. Available with brilliant chrome or gloss black back plate, this Round Air Cleaner transforms the appearance of your Evolution powerplant and allows you to replace the Original Equipment oval air cleaner cover with your choice of accessory round covers. Or choose to flaunt your performance gains with the open element look, finished with custom Air Cleaner Trim from one of the Harley-Davidson® decorative collections. Kit includes one-piece cast back plate, high-flow washable air filter element and all required hardware. Street compliant when used with stock mufflers. 50-State U.S. EPA compliant.

Fits '07-'22 XL models with Original Equipment throttle body and round air cleaner cover or round air cleaner Trim. Proper installation with round air cleaner cover requires separate purchase of Air Cleaner Filter Gasket P/N 25700127. All models require ECM calibration for proper installation. '17-later models require recalibration with Screamin' Eagle Pro Street Tuner (sold separately). Pending approval for use in California on '21 models. Refer to H-D.com/shop for status.

29000019A Chrome.
29000009A Black.

Fits '07-'22 California XL models with Original Equipment throttle body and round air cleaner cover or round air cleaner Trim. Proper installation with round air cleaner cover requires separate purchase of Air Cleaner Filter Gasket P/N 25700127. All models require ECM calibration for proper installation.

29000484 Chrome.
29000483 Gloss Black.

C. SCREAMIN’ EAGLE AIR CLEANER RAIN SOCK

Add the open-element look to your Screamin' Eagle High-Flow style Air Cleaner. This easy-to-install kit allows you to replace the traditional Original Equipment air cleaner cover with custom inserts from one of the H-D® Decorative Collections. Kit includes a breathable mesh cover with classic Bar & Shield logo that stretches over the filter to maximize airflow while protecting the exposed element from the rain. Fits traditional cone-shaped air cleaner elements featured in many Screamin' Eagle Twin Cam Stage Kits.

28728-10
Fits Screamin' Eagle Round High-Flow Air Cleaner Kits.

D. MUFFLER END CAPS – 3.25"

These easy-to-install caps allow you to finish your 3.25" Screamin' Eagle mufflers your way. Sold in pairs. Installation hardware included.


Fits '14-'22 XL and '07-'17 Softail® models equipped with Screamin' Eagle 3.25" Street Cannon Mufflers.

65100044 Chrome – Slash Up/Down/Out.
65100063 Jet Black – Slash Up/Down/Out.

Street legal and/or street compliant statements refer to product meeting 50-State emissions and noise standards in the United States.
The street legal and/or street compliant statements may not apply to markets outside of the United States.



A. SCREAMIN’ EAGLE OVAL HIGH-FLOW AIR CLEANER



B. SCREAMIN’ EAGLE ROUND HIGH-FLOW AIR CLEANER



C. SCREAMIN’ EAGLE AIR CLEANER RAIN SOCK (SHOWN WITH #1 SKULL AIR CLEANER TRIM)



D. MUFFLER END CAPS – 3.25"



E. SCREAMIN’ EAGLE STREET CANNON SLIP-ON MUFFLERS – SPORTSTER SHORTY DUAL, CHROME (SHOWN WITH CHROME SLASH END CAPS AND BUCKSHOT EXHAUST SHIELDS)




E. SCREAMIN’ EAGLE STREET CANNON SLIP-ON MUFFLERS – SPORTSTER SHORTY DUAL, JET BLACK (SHOWN WITH JET BLACK SLASH END CAPS AND BUCKSHOT EXHAUST SHIELDS)



F. SCREAMIN’ EAGLE SLASH-CUT MUFFLER SHIELDS – SATIN BLACK



G. SCREAMIN’ EAGLE SLASH-CUT MUFFLER SHIELDS – CHROME



H. BUCKSHOT EXHAUST SHIELD KIT – JET BLACK (65400137A SHOWN)

SCREAMIN’ EAGLE® 351

Sportster® Stage I Upgrade

E. SCREAMIN’ EAGLE® STREET CANNON SLIP-ON MUFFLERS – SPORTSTER® SHORTY DUAL

These 3.25" street compliant high-flow mufflers have been specifically tuned to deliver an aggressive exhaust note and improved performance while preserving the peace with your neighbors. Available in your choice of rich chrome or heat-resistant jet black ceramic finish. Complete the look with your choice of 3.25" endcaps and Screamin' Eagle® Muffler shields (sold separately).

Fits '14-'22 XL models. Installation requires separate purchase of 3.25" End Caps and Muffler Clamps P/N 65900012 (Qty 2). All models require ECM calibration for proper installation. '17-later models require recalibration with Screamin' Eagle® Pro Street Tuner (sold separately). Pending approval for use in California on '21 models. Refer to H-D.com/shop for status.

64900208A Chrome.
64900209A Jet Black.

Fits '17-'20 XL1200 models. Designed for International markets that require ECM certified mufflers. Mufflers include matching slash down end caps. Installation requires separate purchase of Muffler Clamps P/N 65900012 (Qty 2).

64900476 Jet Black.

F. SCREAMIN’ EAGLE® SLASH-CUT MUFFLER SHIELDS – SATIN BLACK

Shaped to mirror the slash down profile of available muffler end caps, this set of rich satin black Muffler Shields is the perfect complement to your blacked-out exhaust system. The rear shield features a subtle laser-etched Screamin' Eagle script. Easy-to-install kit includes front and rear shields and black mounting hardware.

65400405 Satin Black.
Fits '07-'22 XL, '07-'17 Dyna® (except '08-'17 FLD, FXDF, FXDL, FXDLS and '10-'17 FXDWG) and '07-'17 Softail models equipped with Screamin' Eagle Street Performance mufflers.

G. SCREAMIN’ EAGLE SLASH-CUT MUFFLER SHIELDS – CHROME

Styled to complement the ballistic inlet shape of the Screamin' Eagle Street Performance Slip-On Mufflers. The slash-cut rear shield features a laser-etched Screamin' Eagle signature script. Easy-to-install kit includes front and rear shields and mounting hardware.

65400464 Chrome.
Fits '07-'22 XL, '07-'17 Dyna® (except '08-'17 FLD, FXDF, FXDL, FXDLS and '10-'17 FXDWG) and '07-'17 Softail models equipped with Screamin' Eagle Street Performance Mufflers.

H. BUCKSHOT EXHAUST SHIELD KIT

These custom shields feature a perforated "Buckshot" design that exposes the head pipe for a raw, rebellious look. Available in your choice of finishes, these exhaust shields are a perfect match for Original Equipment or Screamin' Eagle® mufflers and provide a consistent look from front to back. Manufactured to Original Equipment standards for exacting fit, the easy-to-install kit includes front and rear head pipe shields.

65400137A Jet Black.
Fits '14-'22 XL models.

NOTE: Due to increased diameter of these mufflers some realignment of head pipes is usually required. It is recommended to replace exhaust port gaskets, P/N 65324-83A (stock) or P/N 17048-98 (performance), to avoid tendency of head pipes to return to original position when re-tightened.

NOTE: There is no warranty on exhaust pipes and mufflers with regard to any discoloration. Blueing is caused by tuning characteristics, cam timing, carburetor jetting, over-heating, etc. and is not caused by defective manufacturing.

Street legal and/or street compliant statements refer to product meeting 50-State emissions and noise standards in the United States.
The street legal and/or street compliant statements may not apply to markets outside of the United States.

352 SCREAMIN' EAGLE®

Sportster® Stage II Upgrade

A. SCREAMIN' EAGLE® PERFORMANCE II SE-585 CAM KIT- SPORTSTER®

The high-lift full throttle cam kit provides significant horse-power gains when coupled with high-flowing exhaust and intake components, and is a great fit for full-throttle horse-power junkies. 50-State U.S. EPA compliant. (exception below).

25400125
Fits '14-'22 XL1200 models. Requires installation of Performance Cylinder Heads P/N 16500074 or 16500347, or upgrade of Original Equipment heads with Performance Valve Spring Kit P/N 18013-03A. All EFI models require ECM calibration for proper installation. '17-later models require recalibration with Screamin' Eagle® Pro Street Tuner (sold separately). Labor cost not included. See Dealer for details. Does not fit '22 California models.

B. SCREAMIN' EAGLE HIGH-CAPACITY TAPPETS

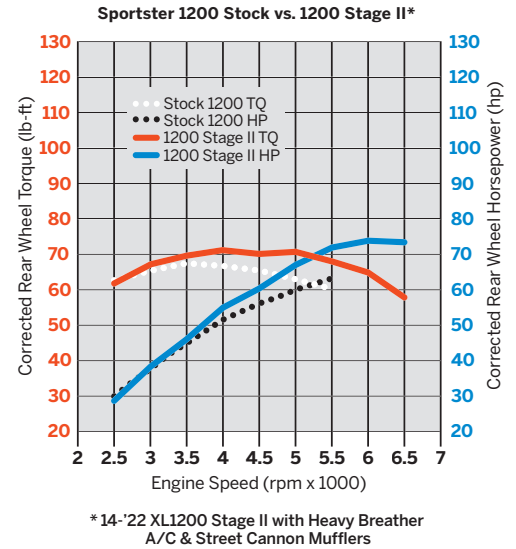
Screamin' Eagle Tappets feature large high-capacity needles in the roller bearing assembly to improve reliability when operating with high-lift cams, high-pressure valve springs and in high-RPM applications. The 25% larger needle bearings increase the dynamic load rating by approximately 20% when compared to the Original Equipment Twin Cam tappets. The unique design delivers superior tappet life in performance applications. Set of 4.

18572-13
Fits '17-later Milwaukee-Eight® Engine equipped models, '00-'22 XL and XR models and '99-'17 Twin Cam-equipped models.

C. SCREAMIN' EAGLE PERFORMANCE VALVE SPRING KIT

This performance beehive-shaped Valve Spring Kit will permit the Sportster® engine to rev to 7000 RPM. The unique ovate wire yields increased performance from a compact spring design. The installed spring pressure is increased to 208 lbs and allows a maximum lift of .590". Complete kit includes springs, upper collars and keepers and lower collars with integral valve seals.

18013-03A
Fits '04-'22 XL, XR and '05-'17 Twin Cam-equipped models. Does not fit FXDLS, FLSS, FLSTFBS or Screamin' Eagle Performance Heads with .3125" diameter valves.



Street legal and/or street compliant statements refer to product meeting 50-State emissions and noise standards in the United States.

The street legal and/or street compliant statements may not apply to markets outside of the United States.

STAGE IV



A. SCREAMIN' EAGLE PERFORMANCE II SE-585 CAM KIT- SPORTSTER



B. SCREAMIN' EAGLE HIGH-CAPACITY TAPPETS



C. SCREAMIN' EAGLE PERFORMANCE VALVE SPRING KIT

STAGE IV



SCREAMIN' EAGLE® 353

Sportster® Stage IV Upgrade

SCREAMIN' EAGLE® SPORTSTER® CONVERSION KIT – 883CC TO 1200CC*

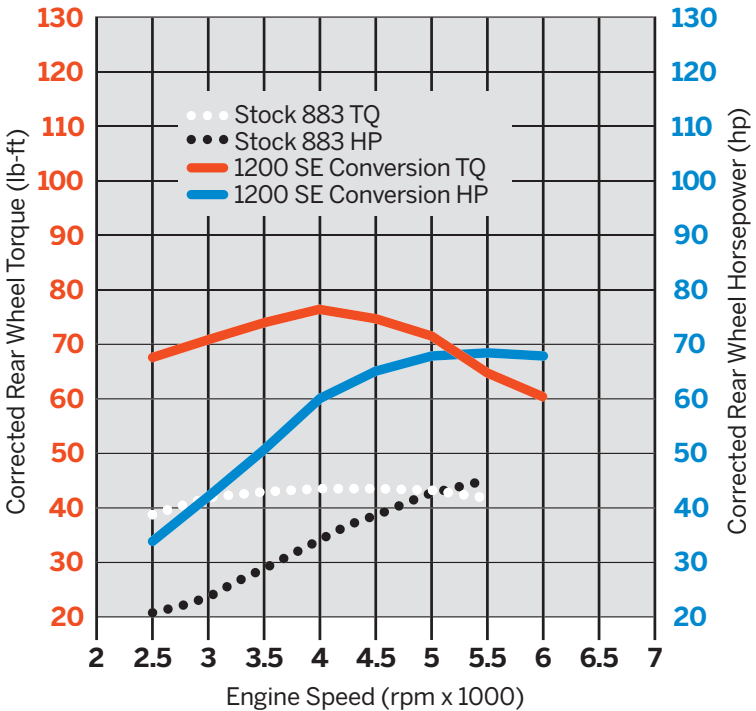
Make your Iron 883™ model roar. This complete conversion kit will alter the personality of your 883-equipped Sportster® model. Designed to bring your XL883 model up to XL1200 specifications. No case machining is required for installation. 50-State U.S. EPA compliant.

Kit includes:
Sportster High-Flow Air Cleaner Kit
XL1200 Cylinder Heads
XL1200 Cylinders
XL1200 Pistons and Rings
Heavy Duty Clutch Spring
Top End Gasket Kit

29784-07 Black Highlighted.
Fits 50-state '07-'22 XL883 models. All models require ECM calibration for proper installation. '17-later models require recalibration with Screamin' Eagle® Pro Street Tuner (sold separately).

30003-10 Black Non-Highlighted.
Fits 50-state '08-'22 XL883 models. All models require ECM calibration for proper installation. '17-later models require recalibration with Screamin' Eagle Pro Street Tuner (sold separately).

Sportster 883 Stock vs. 883 to 1200 Conversion*



* 883 to 1200 Conversion with Street Cannon Mufflers

Street legal and/or street compliant statements refer to product meeting 50-State emissions and noise standards in the United States.

The street legal and/or street compliant statements may not apply to markets outside of the United States.

354 SCREAMIN' EAGLE®

Sportster® Stage IV Upgrade

STAGE IV

SCREAMIN' EAGLE® SPORTSTER® STAGE IV KIT – 1200CC TO 1200CC

Maximize the horsepower and torque available for your street compliant Sportster® model. This complete engine package includes all the components you need to build a high-performance ride while still retaining the original factory warranty. Installation does not require removal of the powertrain from the chassis. 50-State U.S. EPA compliant. **Pending regulatory approval for '20-'22 models. Refer to the product information at www.H-D.com/shop for status.**

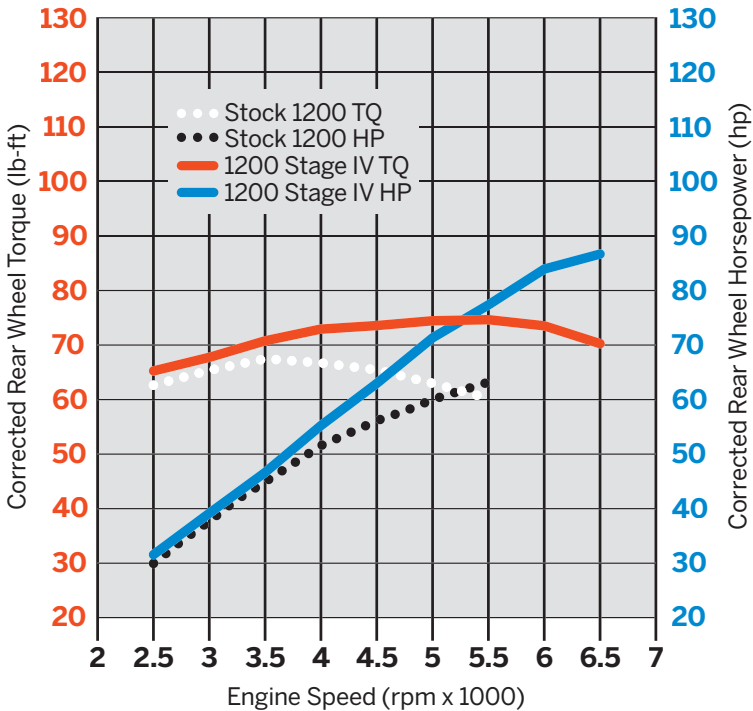
Kit includes:
CNC-Ported Cylinder Heads with Performance Valve Springs
Screamin' Eagle® XL SE-585 Cams
Forged Hi-Compression 10.5:1 Pistons and Rings
58mm Throttle Body and Intake Manifold
Top End Gasket Kit

Fits '14-'22 XL1200 models. Requires separate purchase of 58mm compatible accessory air cleaner. All models require ECM calibration for proper installation. '17-later models require recalibration with Screamin' Eagle Pro Street Tuner (sold separately). Pending approval for use in California on '21-later models. Refer to H-D.com/shop for status.

92500041	Black Highlighted Heads.
92500042	Black Non-Highlighted Heads.



Sportster 1200 Stock vs. 1200 Stage IV*



* 1200 Stage IV with 58MM Heavy Breather A/C & Street Cannon Mufflers

Street legal and/or street compliant statements refer to product meeting 50-State emissions and noise standards in the United States.
The street legal and/or street compliant statements may not apply to markets outside of the United States.

SCREAMIN' EAGLE® 355

SCREAMIN' EAGLE® MULTI-FIT ACCESSORIES

When building a performance powertrain, don't overlook the small stuff. After all, good clean air and a powerful spark are essential for maximum power and engine life. Air cleaner covers and washable K&N® air filters are available to dress your bike in style while maximizing the flow of air to your engine, and Screamin' Eagle® premium spark plugs and plug wires will keep the fire burning.



356 SCREAMIN’ EAGLE®

Air Filters

A. SCREAMIN' EAGLE® HIGH-FLO K&N® REPLACEMENT AIR FILTER ELEMENT

K&N® replacement air filters are engineered to improve airflow for increased horsepower and quicker acceleration. K&N filters provide excellent filtration, and because they are wash-able and reusable, you can clean the filter whenever conditions demand. Designed as direct replacements for specified fitments.

1. 29400020

High-Flow – Multi-fit.
Fits '07-'22 XL, '99-'07 Dyna®, '00-'15 Softail® and '99-'07 Touring models equipped with High-Flow Air Cleaner Kits. Replacement for P/N 29442-99E.
2. 29400355

High-Flow – Multi-fit.
Fits '18-later Softail and '17-later Touring and Trike models equipped with round High-Flow Air Cleaner P/N 29400355 or 29400356.
3. 29400019

High-Flow – Touring.
Fits '16-'17 Softail and '08-'16 Touring and Trike models equipped with High-Flow Air Cleaner Kits. Replacement for P/N 29244-08.
4. 29400247

High-Flow – Wedge Milwaukee-Eight® Engine.
Fits '17-later Touring and Trike models equipped with Wedge High-Flow Air Cleaner Kit P/N 29400245 or 29400246.
5. 29400065

Extreme Billet.
Fits '15-'20 XG, '16-'17 Softail and '08-'16 Touring and Trike models equipped with Extreme Billet Agitator and Chisel Air Cleaner Kits.
5. 29400359

Extreme.
Fits '18-later Softail and '17-later Touring and Trike models equipped with round High-Flow Air Cleaner P/N 29400357.
5. 29400118

Extreme Billet & Rail.
Fits '07-'22 XL, '08-'17 Dyna and '08-'15 Softail and models equipped with Extreme Billet Chisel and Agitator or Rail Collection Air Cleaner Kits.
6. 29400109

Burst Collection.
Fits '08-'17 Dyna and Softail models, '08-'16 Touring and Trike models equipped with Burst Collection Air Cleaner Kits.
7. 29400022A

Ventilator – Multi-fit.
Fits models equipped with Twin Cam Ventilator and Extreme Billet Ventilator Performance Air Cleaner Kits. Replacement for P/N 29670-09.
8. 29400293

Ventilator – Milwaukee-Eight Engine.
Fits '18-later Softail, '17-later Touring and Trike models equipped with Ventilator Air Cleaner P/N 29400298 or 29400299.
9. 29424-05B

Heavy Breather – Multi-fit, Chrome.
Fits models equipped with Heavy Breather Kit P/N 29098-09, 29299-08, 29080-09 or 29264-08.
9. 29702-08B

Heavy Breather – Touring, Chrome.
Fits models equipped with Heavy Breather Kit P/N 29006-09B, 29253-08B, 29000065 or 29400105.
- 29400297

Heavy Breather – Touring, Black.
Fits '16-'17 FXDLS and models equipped with Heavy Breather Kit P/N 29006-09B, 29253-08B, 29000065 or 29400105.
10. 28714-10

Heavy Breather – Compact, Chrome.
Fits '08-'16 Touring and Trike models equipped with Compact Heavy Breather Kit P/N 28716-10A.
11. 29400141

Heavy Breather Elite, Chrome.
Fits models equipped with Screamin' Eagle® Heavy Breather Elite Performance Air Cleaner Kit P/N 29400407 and 29400406
- 27300139

Heavy Breather Elite, Black.
Replacement air filter for models equipped with Screamin' Eagle Heavy Breather Elite Performance Air Cleaner Kit P/N 29400285.
12. 29400276

Heavy Breather – Milwaukee-Eight Engine, Black.
Fits '18-later Softail, '17-later Touring (except '23-later FLHXSE and FLTRXSE and '24-later FLHX and FLTRX) and Trike models equipped with Heavy Breather Air Cleaner P/N 29400263 or 29400264.
13. 29400275

Heavy Breather – Milwaukee-Eight Engine, Chrome.
Fits '18-later Softail, '17-later Touring (except '23-later FLHXSE and FLTRXSE and '24-later FLHX and FLTRX) and Trike models equipped with Heavy Breather Air Cleaner P/N 29400263 or 29400264.



A. SCREAMIN' EAGLE HIGH-FLO K&N REPLACEMENT AIR FILTER ELEMENT



A. SCREAMIN' EAGLE HIGH-FLO K&N REPLACEMENT AIR FILTER ELEMENT – HEAVY BREATHER



A. SCREAMIN' EAGLE HIGH-FLO K&N REPLACEMENT AIR FILTER ELEMENT – MILWAUKEE-EIGHT HEAVY BREATHER

SCREAMIN’ EAGLE® 357

Spark Plugs

B. SCREAMIN' EAGLE® PERFORMANCE SPARK PLUGS

Screamin' Eagle® Spark Plugs feature double platinum coating for superior erosion resistance and extended life. The “V” trimmed ground electrode reduces shrouding of the flame front to promote flame propagation, and the fine wire center electrode enhances startups and ignitability. Screamin' Eagle Plugs feature Ribbed Core Technology (RCT) that provides resistance to fouling, and are designed with Original Equipment-style noise suppression to prevent electrical interference with radios and CB communication equipment. Works great in racing applications where rich air/fuel conditions are required. Unique style with Screamin' Eagle logo. Sold in pairs.

Standard Compression Applications
Designed for modified engines including performance carburetors, high-flow air cleaners, camshafts, exhaust systems and ignition systems in conjunction with stock compression ratios.

31600106 Standard Compression Applications.
Fits '99-later Twin Cam-equipped models, and '86-later Evolution® Sportster® 883, 1100 and 1200 models.

31600085 Standard Compression Applications.
Fits '15-'20 XG models and '17-later Milwaukee-Eight® engine equipped models.


High Compression Applications
These plugs are designed for high-performance applications involving modifications in high-flow air cleaners, camshafts, exhaust, performance heads, ignition components, higher compression ratios above Original Equipment configurations or engines specific for racing applications.

31600105 High Compression Applications.
Fits '99-later Twin Cam-equipped models. '86-'22 XL and XR and Evolution 1340 models equipped with Screamin' Eagle Performance Cylinder Heads.

C. SCREAMIN' EAGLE 10MM PHAT SPARK PLUG WIRES – CUT TO LENGTH

Fat 10mm plug wires add dimension and style to your ride. Screamin' Eagle boot design and suppression core wires ensure solid connection and maximum voltage transfer between coil and plugs. Screamin' Eagle script printed along the wire to add style.

32095-98B Black.
Multi-Fit – Cut to length. Fits '86-'03 XL models (except XL1200S), '91-'98 Dyna® models, '85-'99 Softail® models and '80-'84 Touring models.



B. SCREAMIN' EAGLE PERFORMANCE SPARK PLUG



C. SCREAMIN' EAGLE 10MM PHAT SPARK PLUG WIRES – CUT TO LENGTH

Street legal and/or street compliant statements refer to product meeting 50-State emissions and noise standards in the United States.
The street legal and/or street compliant statements may not apply to markets outside of the United States.

358 SCREAMIN’ EAGLE®

Spark Plug Wires

A. SCREAMIN’ EAGLE® 10MM PHAT SPARK PLUG WIRES
Fat 10mm plug wires add dimension and style to your ride. Screamin’ Eagle® boot design and suppression core wires ensure solid connection and maximum voltage transfer between coil and plugs. Screamin’ Eagle script printed along the wire to add style.

Fits ‘15-’20 XG models.

31600048A	Black.
31600051A	Orange.
31600054A	Red.

Fits ‘07-’22 XL models.

31901-08A	Black.
31902-08A	Orange.

Fits ‘04-’06 XL models.

31958-04B	Black.
31956-04B	Orange.

Fits ‘86-’03 XL models (except XL1200S).

32092-98B	Black.
31963-89B	Orange.

Fits ‘99-’17 Dyna® models.

31930-99C	Black.
31944-99C	Orange.
31937-99C	Red.

Fits ‘91-’98 Dyna, ‘85-’99 Softail® and ‘80-’84 Touring models.

32093-98B	Black.
31964-89C	Orange.

Fits ‘18-later Softail models.

31600111	Black.
31600113	Orange.
31600112	Red.

Fits ‘00-’17 Softail models (except FXCW, FXCWC, FXS and ‘13-’16 FXSB models).

31907-08A	Black.
32360-00C	Orange.
32359-00C	Red.

Fits ‘08-’16 FXCW, FXCWC, FXS and FXSB models.

31965-08A	Black.
31967-08A	Red.

Fits ‘17-later Touring and Trike models.

31600108	Black.
31600110	Orange.
31600109	Red.

Fits ‘09-’16 Touring and Trike models.

32303-08A	Black.
32325-08A	Orange.
32318-08A	Red.

Fits ‘99-’08 Touring models.

31932-99C	Black.
31946-99C	Orange.
31939-99C	Red.

Street legal and/or street compliant statements refer to product meeting 50-State emissions and noise standards in the United States.
The street legal and/or street compliant statements may not apply to markets outside of the United States.



A. SCREAMIN’ EAGLE 10MM PHAT SPARK PLUG WIRES – RED



A. SCREAMIN’ EAGLE 10MM PHAT SPARK PLUG WIRES – ORANGE



A. SCREAMIN’ EAGLE 10MM PHAT SPARK PLUG WIRES – BLACK




A. SCREAMIN’ EAGLE 10MM PHAT SPARK PLUG WIRES

SCREAMIN’ EAGLE® 359

SCREAMIN’ EAGLE®
CRATE ENGINE & DRIVE TRAIN COMPONENTS

Fresh from the factory, Harley-Davidson® Crate Engines are the ideal platform for building your high-performance ride. And once you’ve put your heart and soul into achieving just the type of horsepower and torque numbers you crave, we offer everything you need to get all that power to the pavement.



360 SCREAMIN’ EAGLE®

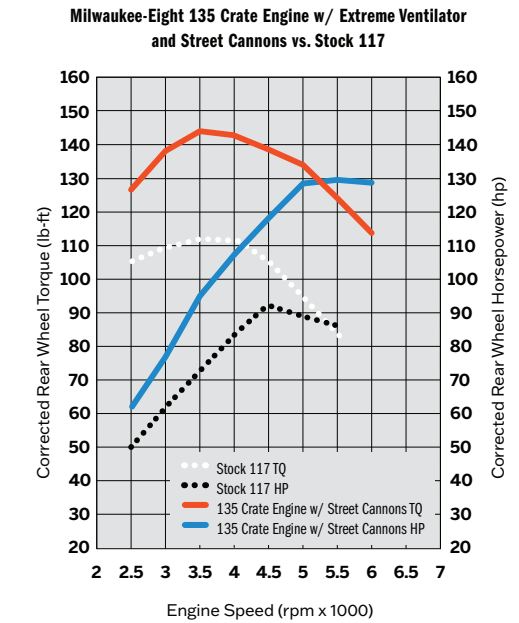
Crate Engines

A. SCREAMIN' EAGLE® 135CI STAGE IV PERFORMANCE CRATE ENGINE - AIR/OIL COOLED For the rider demanding for no-compromise performance. This is the most displacement, and the most power, ever created by Harley-Davidson for a street-compliant crate performance engine. Engineered by the pros at Harley-Davidson and built from the bottom up in Milwaukee, this street-tuned 135-cubic-inch Screamin' Eagle® Crate Engine is designed to run with a wide-open throttle at high engine speeds and provide instant passing power from cruising speed. Made for riders seeking maximum displacement, compression, and flow, it delivers 143 ft-lb of torque to the rear wheel as soon as the throttle is cranked. Stage IV equipped engine includes 135 Stage IV badging on the cylinder heads and timer cover to highlight the powerplant. This street-ready performance motor features the finest Screamin' Eagle® components: Screamin' Eagle® Extreme CNC-ported cylinder heads, SE8-517 high-lift cam, new high-compression forged pistons, high-performance cam bearing, high-performance tappets, patent-protected 4.31" steel sleeve cylinders, new 4 5/8" flywheel, new 68mm throttle body and CNC-machined 68mm intake manifold, new 6.8 g/sec fuel injectors, and Screamin' Eagle® Pro Billet Cam Plate and Oil Pump.

- We’ve done your homework. Engineered and tested as a complete collection of high-performance components by the Screamin' Eagle® pros at Harley-Davidson. This combination is designed for wide open throttle along with high end RPMs and a significant torque increase from a cruising speed.
- Ready for bolt-in installation in the Original Equipment-style chassis of your Touring bike
- No special fabrication or engine-mount relocation is required
- Factory assembled at the Powertrain Operations facility in Milwaukee, Wisconsin
- Choice of Black or Chrome finish

Fits '21-later Touring models equipped with Air/Oil-Cooled Milwaukee-Eight® engine. Does not fit Trike models. Requires separate purchase of Head Pipe P/N 65600177 and Oil Cooler Fan Assist P/N 62700204 or Fan for Factory Oil Cooler P/N 26800195. All models require ECM recalibration with Screamin' Eagle Pro Street Tuner for proper installation. Does not fit California models.

16200786	Black.
16200784	Chrome.



Street legal and/or street compliant statements refer to products meeting EPA (49-State) and/or California (50-State) emissions and noise standards in the United States as specified. The street legal and/or street compliant statements may not apply to markets outside of the United States.

STAGE IV



A. SCREAMIN' EAGLE® 135CI STAGE IV PERFORMANCE CRATE ENGINE – AIR/OIL COOLED – BLACK



A. SCREAMIN' EAGLE® 135CI STAGE IV PERFORMANCE CRATE ENGINE – AIR/OIL COOLED – CHROME

STAGE IV



B. SCREAMIN' EAGLE® 135CI STAGE IV PERFORMANCE CRATE ENGINE – TWIN COOLED™ – BLACK



B. SCREAMIN' EAGLE® 135CI STAGE IV PERFORMANCE CRATE ENGINE – TWIN COOLED™ – CHROME

SCREAMIN’ EAGLE® 361

Crate Engines

B. SCREAMIN' EAGLE® 135CI STAGE IV PERFORMANCE CRATE ENGINE – TWIN COOLED™ For the rider demanding for no-compromise performance. This is the most displacement, and the most power, ever created by Harley-Davidson for a street-compliant crate performance engine. Engineered by the pros at Harley-Davidson and built from the bottom up in Milwaukee, this street-tuned 135-cubic-inch Screamin' Eagle® Crate Engine is designed to run with a wide-open throttle at high engine speeds and provide instant passing power from cruising speed. Made for riders seeking maximum displacement, compression, and flow, it delivers 143 ft-lb of torque to the rear wheel as soon as the throttle is cranked. Stage IV equipped engine includes 135 Stage IV badging on the cylinder heads and timer cover to highlight the powerplant. This street-ready performance motor features the finest Screamin' Eagle® components: Screamin' Eagle® Extreme CNC-ported cylinder heads, SE8-517 high-lift cam, new high-compression forged pistons, high-performance cam bearing, high-performance tappets, patent-protected 4.31" steel sleeve cylinders, new 4 5/8" flywheel, new 68mm throttle body and CNC-machined 68mm intake manifold, new 6.8 g/sec fuel injectors, and Screamin' Eagle® Pro Billet Cam Plate and Oil Pump.

- We’ve done your homework. Engineered and tested as a complete collection of high-performance components by the Screamin' Eagle® pros at Harley-Davidson. This combination is designed for wide open throttle along with high end RPMs and a significant torque increase from a cruising speed.
- Ready for bolt-in installation in the Original Equipment-style chassis of your Touring bike
- No special fabrication or engine-mount relocation is required
- Factory assembled at the Powertrain Operations facility in Milwaukee, Wisconsin
- Choice of Black or Chrome finish

Fits '21-later Touring models equipped with Twin-Cooled™ Milwaukee-Eight® engine. Does not fit Trike models. Requires separate purchase of Head Pipe P/N 65600177. All models require ECM recalibration with Screamin' Eagle Pro Street Tuner for proper installation. Does not fit California models.

16200787	Black.
16200785	Chrome.

Street legal and/or street compliant statements refer to products meeting EPA (49-State) and/or California (50-State) emissions and noise standards in the United States as specified. The street legal and/or street compliant statements may not apply to markets outside of the United States.

362 SCREAMIN’ EAGLE®

Milwaukee-Eight® Engines

A. SCREAMIN' EAGLE® MILWAUKEE-EIGHT® ENGINE 131 CI PERFORMANCE CRATE ENGINE

Leave other riders in the dust with the biggest, most powerful street-compliant crate performance engine Harley-Davidson has ever created. Built from the bottom up in Milwaukee, this street-tuned 131-cubic-inch Screamin' Eagle® Crate Engine is designed to run with a wide-open throttle at high engine speeds and provide instant passing power from cruising speed. Made for riders seeking maximum displacement, compression and flow, it delivers 135 ft-lb of torque to the rear wheel as soon as the throttle is cranked. Stage IV equipped engine includes 131 Stage IV badging on the cylinder heads and timer cover to highlight the powerplant. Ready for bolt-in installation in the Original Equipment-style chassis of your Softail® bike. No special fabrication or engine-mount relocation is required. Engine features one-year manufacturer's warranty for unmatched confidence. Eligible for coverage under factory vehicle warranty when dealer-installed.

49-State U.S. EPA Compliant on select '18-later Softail® Models. Refer to www.H-D.com/Shop for status.

- Performance components include:
- Engraved CNC-ported cylinder head with CNC-machined chamber and 1mm larger valves
 - SE8-517 high-lift cam
 - High-compression 10.7:1 forged pistons.
 - High-performance cam bearing
 - High-performance tappets
 - Patent-protected 4.31" steel sleeve cylinders.
 - 64mm throttle body and cast manifold
 - 5.5 g/sec fuel injector

Fits '18-later Softail® models. FXFB and FXFBS models require separate purchase of Screamin' Eagle Softail High-Flow Exhaust System P/N 64900828 or 64900829. '18 107ci models require separate purchase of SE High-Capacity Clutch Plate Kit P/N 37000258. FXDR114 models require the separate purchase of 65600300. All models require ECM calibration with Screamin' Eagle Pro Street Tuner for proper installation. Does not fit California models.

16200341	Black & Chrome.
16200342	Black & Gloss Black.

Street legal and/or street compliant statements refer to products meeting EPA (49-State) and/or California (50-State) emissions and noise standards in the United States as specified.

The street legal and/or street compliant statements may not apply to markets outside of the United States.

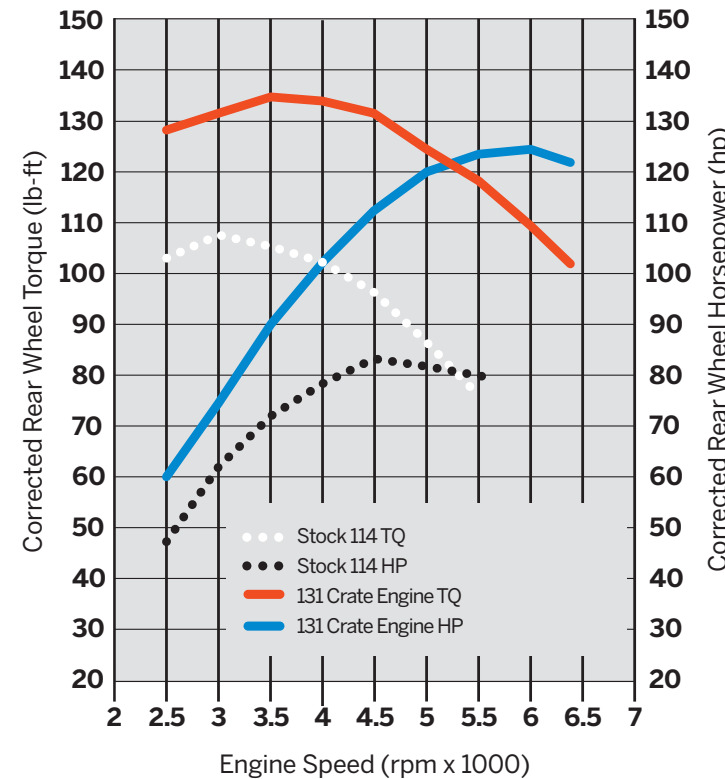
NOTE: Replacement engines must be re-fitted with emission control devices and systems appropriate for the vehicle model and model year in order to ensure emissions compliance. Failure to do so constitutes tampering under U.S. EPA guidelines and can lead to substantial fines and penalties.

Legal for use on public roads only when installed in the specified models. Not legal for use on public roads when installed in models other than the ones specified and not eligible for the P&A warranty when installed in models other than the ones specified. Please see the Parts and Accessories warranty statement and your dealer for more information.



A. SCREAMIN' EAGLE® MILWAUKEE-EIGHT® ENGINE 131 CI PERFORMANCE CRATE ENGINE

Milwaukee-Eight 114 Softail Stock vs. 131 Softail Crate Engine w/ Ventilator A/C



B. SCREAMIN' EAGLE® DERBY COVERS – GLOSS BLACK



C. SCREAMIN' EAGLE® DERBY COVERS – CHROME



D. SCREAMIN' EAGLE® 131 DERBY COVER – BLACK



D. SCREAMIN' EAGLE® 131 DERBY COVER – CHROME



E. SCREAMIN' EAGLE® 135 DERBY COVER – BLACK



E. SCREAMIN' EAGLE® 135 DERBY COVER – CHROME

SCREAMIN’ EAGLE® 363

Milwaukee-Eight® Engine Trim

B. SCREAMIN' EAGLE® DERBY COVERS – GLOSS BLACK

Advertise the goods. This bold new Screamin' Eagle® derby cover tells the world you've taken a Harley-Davidson® Milwaukee-Eight® engine beyond stock. Beautifully finished in chrome or gloss black, designed to fit many Touring, Trike and Softail® models.

- High contrast paint fill pops against derby cover finish while red Bar & Shield provides a premium performance look
- Gloss Black finish matches other dark finishes

25701403

Fits '16-later Touring and Trike and '15-later FLHTCUL and FLHTKL models. Also fits '07-later Touring and Trike models equipped with Narrow-Profile Outer Primary Cover P/N 25700385 or 25700438.

25701407

Fits '18-later FLSB and '19-later Softail models. Also fits '18 Softail models equipped with Narrow Profile Primary Cover P/Ns 25701077, 25700913, 25700937, 25700941, 25701039, 25701040 and 25701043.

C. SCREAMIN' EAGLE® DERBY COVERS – CHROME

Advertise the goods. This bold new Screamin' Eagle® derby cover tells the world you've taken a Harley-Davidson® Milwaukee-Eight engine beyond stock. Beautifully finished in chrome or gloss black, designed to fit many Touring, Trike and Softail models.

- Black paint fill pops against derby cover finish while Red Bar & Shield provides a premium performance look
- Chrome finish matches other bright finishes

25701404

Fits '16-later Touring and Trike and '15-later FLHTCUL and FLHTKL models. Also fits '07-later Touring and Trike models equipped with Narrow-Profile Outer Primary Cover P/N 25700385 or 25700438.

25701408

Fits '18-later FLSB and '19-later Softail models. Also fits '18 Softail models equipped with Narrow Profile Primary Cover P/Ns 25701077, 25700913, 25700937, 25700941, 25701039, 25701040 and 25701043

D. SCREAMIN' EAGLE® 131 DERBY COVER

Brag a little. Let the world know you're running 131 cubic inches of Harley-Davidson® V-Twin performance. Durable black finish matches black engine or contrasts with chrome engine finishes.

Fits '16-later Touring and Trike and '15-later FLHTCUL and FLHTKL models. Also fits '07-later Touring and Trike models equipped with Narrow-Profile Outer Primary Cover P/N 25700385 or 25700438.

25701573	Black.
25701574	Chrome.

E. SCREAMIN' EAGLE® 135 DERBY COVER

Brag a little. Let the world know you're running 135 cubic inches of Harley-Davidson® V-Twin performance.

Fits '16-later Touring and Trike and '15-later FLHTCUL and FLHTKL models. Also fits '07-later Touring and Trike models equipped with Narrow-Profile Outer Primary Cover P/N 25700385 or 25700438.

25701480	Black.
25701517	Chrome.

Street legal and/or street compliant statements refer to products meeting EPA (49-State) and/or California (50-State) emissions and noise standards in the United States as specified.

The street legal and/or street compliant statements may not apply to markets outside of the United States.

364 SCREAMIN’ EAGLE®

Milwaukee-Eight® Engines

A. MILWAUKEE-EIGHT® CRATE ENGINE

The Milwaukee-Eight® engine has brought a whole new ride to the Harley-Davidson family. They’re the most powerful, coolest-running motors we’ve ever built. Smoother, stronger and more durable. With crisper throttle response and truer, cleaner sound. Four valves per cylinder, single chain-driven cam, dual spark plugs, counter-balanced and rubber mounted. Developed and proven over countless miles and millions of hours. Every single part is new, engineered to give you more performance and more of the feeling you want from an engine. Today, it’s a whole new ride. And now, you can get the most technologically advanced V-Twin engines to refresh your ride. Available in 107CI and 114CI configurations, these Milwaukee-Eight engines are street compliant when installed in the models specified. Manufactured to the latest specifications, these engines are available in a variety of finishes to suit your customizing direction. Does not include intake system, timer cover, stator, rotor or compensating sprocket.

See your Dealer for details.

CRATE ENGINES AVAILABLE FROM YOUR DEALER:

107 Black with Black Covers – Air/Oil-cooled
Fits '18-later Softail® models. Original equipment on FXFB.

107 Black with Chrome Covers – Air/Oil-cooled
Fits '18-later Softail models. Original equipment on FXLR, FXBR, and FLDE.

107 Black and Chrome – Air/Oil-cooled
Fits '17-later Touring Air/Oil-cooled models.

107 Black with Gloss Black Covers – Air/Oil-cooled
Fits '17-later Touring models.

107 Black and Chrome – Twin-Cooled™
Fits '17-later Touring Twin-Cooled™ models.

114 Black with Black Covers – Air/Oil-cooled
Fits '18-later Softail models. Original equipment on FXFBS.

114 Black with Chrome Covers – Air/Oil-cooled
Fits '17-later Touring models. Original equipment on '18 FLRT.

114 Black with Chrome Covers – Air/Oil-cooled
Fits '18-later Softail models. Original equipment on FXBRS.

114 Black with Gloss Black Covers – Air/Oil-cooled
Fits '17-later Touring models.

114 Black with Chrome Cover – Twin-Cooled
Fits '17-later Touring Twin-Cooled models. Original equipment on '19 FLHTK.

Street legal and/or street compliant statements refer to product meeting 50-State emissions and noise standards in the United States.

The street legal and/or street compliant statements may not apply to markets outside of the United States.

NOTE: Replacement engines must be re-fitted with emission control devices and systems appropriate for the vehicle model and model year in order to ensure emissions compliance. Failure to do so constitutes tampering under U.S. EPA guidelines and can lead to substantial fines and penalties.

Legal for use on public roads only when installed in the specified models. Not legal for use on public roads when installed in models other than the ones specified and not eligible for the P&A warranty when installed in models other than the ones specified. Please see the Parts and Accessories warranty statement and your dealer for more information.

A. MILWAUKEE-EIGHT CRATE ENGINES



365 SCREAMIN’ EAGLE®

Twin Cam SE120ST Crate Motor

B. SCREAMIN' EAGLE® SE120ST STREET PERFORMANCE CRATE MOTOR

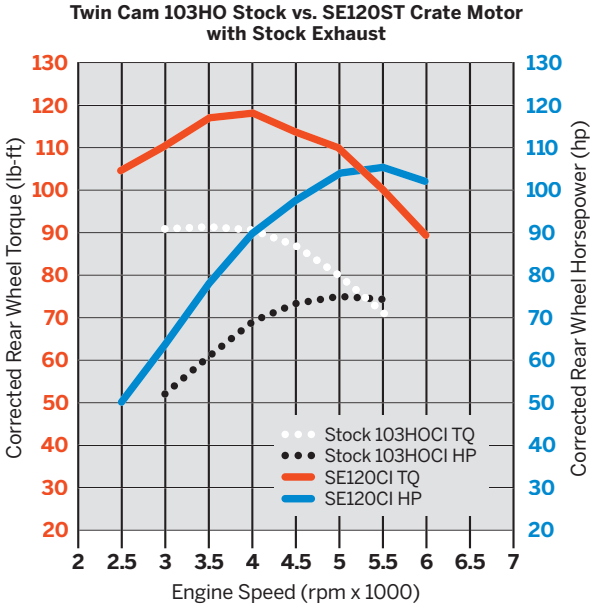
This street-tuned 120-cubic-inch Screamin' Eagle® Crate Motor takes your bagger from mild to wild. This engine is designed for bolt-in installation in the Original Equipment-style chassis of your Touring bike. No special fabrication or engine mount relocation is required. The crankcase, cylinders and heads are painted black, and feature machined aluminum highlights and chrome covers for a stunning “show-and-go” look. Equipped with the ultimate large bore Screamin' Eagle 58mm Throttle Body (18% larger than stock), this engine is capable of producing 106 horsepower and 117 lb-ft of torque at the rear wheel. Engine features one-year manufacturer’s warranty. For best performance results, we recommend combining this engine with your choice of Screamin' Eagle 58mm High-Flow Air Cleaner and the Screamin' Eagle High Flow Exhaust System P/N 64800022.

This engine is 50-State U.S. EPA compliant when used with Original Equipment mufflers or the Screamin' Eagle Street Performance Exhaust System P/N 64800022. All models require ECM calibration (priced separately). U.S. delivered engines include Manufacturer’s Statement of Origin (MSO).

Developed and tested in Milwaukee, this motor features the finest Screamin' Eagle components:

- 4.060 big-bore cylinders.
- 4-5/8" stroke SE Pro stroker flywheel and rod assembly.
- 10.5:1 high-compression nickel-plated forged pistons with Teflon® coated skirt.
- Titanium SST piston rings.
- SE-259E high-lift cams.
- Perfect-Fit pushrods.
- SE high-performance lifters.
- CNC-ported MVA heads with automatic compression release.
- Screamin' Eagle Pro High-Flow 58mm EFI Throttle Body, high-flow injectors and manifold clamps.
- Machined lower rocker boxes for valve spring collar clearance.
- Factory-machined engine cases.
- Unique piston oilers for stroker clearance.
- Screamin' Eagle inner crankcase full complement cam needle bearings.
- SE Lefty high-performance crankcase output bearing and nitride bearing race.
- SE Performance spark plugs.
- 120ST cam cover and cylinder head medallions.

19221-15
Fits 50-state '10-'16 Touring models. Does not fit Twin-Cooled™ models. Does not fit Trike. '10 Touring models require Screamin' Eagle Big Twin Compensator Kit P/N 40100061. All models require ECM calibration for proper installation. '10-'13 Touring models can be programmed by Dealer (sold separately). '14-'16 Touring models can be calibrated using the Screamin' Eagle Pro Street Tuner (sold separately).



Street legal and/or street compliant statements refer to product meeting 50-State emissions and noise standards in the United States.

The street legal and/or street compliant statements may not apply to markets outside of the United States.

366 SCREAMIN’ EAGLE®

Clutch & Drivetrain

A. SCREAMIN' EAGLE® HIGH CAPACITY CLUTCH KIT – MILWAUKEE-EIGHT® ENGINE

The Screamin' Eagle® High Capacity Clutch Kit increases the drivetrain's ability to reliably support high torque applications without significantly increasing lever effort. Designed to fit in the stock clutch basket, this kit provides smooth shifting, progressive engagement, and works with the factory Assist and Slip clutch system to keep clutch lever effort similar to the stock levels. Kit contains 10 fiber clutch plates and 10 contact plates – one more than Original Equipment – and 3-1200 Newton clutch springs. This combination provides 11% more clutch surface area for greater power handling capability.

37000287
Fits '18-later Softail® and '17-later Touring models.

B. SCREAMIN' EAGLE HIGH CAPACITY CLUTCH PLATE KIT – MILWAUKEE-EIGHT ENGINE

Replacement clutch plates for the Screamin' Eagle High Capacity Clutch Kit P/N 37000287. Kit includes 9 fiber friction plates and 10 contact plates.

37000258
Fits '18-later Softail and '17-later Touring models.

C. MILWAUKEE-EIGHT ENGINE CLUTCH SPRINGS – 1275N

High-tension springs are engineered to add additional clutch capacity in high torque and high horsepower applications. Kit includes 3-1275 Newton (N) coil springs, and is designed to complement the Screamin' Eagle High Capacity Clutch Plate Kit P/N 37000258. When combined with the High Capacity Clutch Plate Kit, torque capacity is increased to the maximum level available. Installation will increase capacity and lever effort. Springs can be installed without removing the outer primary cover.

37000286
Fit's '18-later Softail and '17-later Touring models.

D. MILWAUKEE-EIGHT ENGINE CLUTCH SPRINGS – 1200N

Replacement clutch springs for the Screamin' Eagle High Capacity Clutch Kit P/N 37000287. Kit includes 3-1200 Newton (N) coiled clutch springs. Installation of these springs with Original Equipment clutch plates will increase clutch capacity and lever effort. Springs can be installed without removing the outer primary cover. Included in Milwaukee-Eight® Stage III and IV Kits.

37000288
Fit's '18-later Softail and '17-later Touring models.

Street legal and/or street compliant statements refer to product meeting 50-State emissions and noise standards in the United States.

The street legal and/or street compliant statements may not apply to markets outside of the United States.



A. SCREAMIN' EAGLE HIGH CAPACITY CLUTCH KIT – MILWAUKEE-EIGHT ENGINE

Configuration	Max Crankshaft Torque (ft. lbs.)	% Increase in Torque Capacity Over Milwaukee-Eight® 107 OE Clutch	Approximately Lever Effort (lb)
Milwaukee-Eight 107Cl Original Equipment (9-Disk/1100N Spring)	125	—	14.6
9 Disk/1200N Spring	134	7.2%	16
9 Disk/1275 Spring	143	14.4%	17
Milwaukee-Eight 114Cl Original Equipment (10 Disk/1100N Spring) (P/N 37000287)	139	11.2%	14.6
Screamin' Eagle High Capacity Clutch Kit 10 Disk/1200N Spring	150	20%	16
10 Disk/1275N Spring	160	28%	17



B. SCREAMIN' EAGLE HIGH CAPACITY CLUTCH PLATE KIT – MILWAUKEE-EIGHT ENGINE



C. MILWAUKEE-EIGHT ENGINE CLUTCH SPRINGS – 1275N



D. MILWAUKEE-EIGHT ENGINE CLUTCH SPRINGS – 1200N



E. SCREAMIN' EAGLE BIG TWIN COMPENSATOR



F. SCREAMIN' EAGLE VARIABLE PRESSURE CLUTCH

SCREAMIN’ EAGLE® 367

Clutch & Drivetrain

E. SCREAMIN' EAGLE® BIG TWIN COMPENSATOR

This premium compensator has been engineered with heavier springs and increased travel to support the high torque output associated with high-compression race and large displacement engines. Designed to outperform the Original Equipment compensator, this unit helps protect the engine and driveline components during harsh drag race launches. Compensator features improved oil passages, oil deflectors and a needle bearing thrust washer that improves the overall operation of these components.

42200064A
Fits '12-'13 Dyna®, '12-'13 Softail® (except FXCW, FXCWC, FXSB, FXSBSE and '09 FXSTSSE), '11-'13 Touring and '09-'13 Trike models. Original Equipment on '14-'17 Dyna, Softail and '14-'16 Touring models. Requires separate purchase of Installation Adhesive Kit P/N 11100088.

40100061
Fits '06-'11 Dyna, '07-'11 Softail (except FXCW and FXCWC), '07-'10 Touring, and '07-'09 CVO™ (except '09 FXSTSSE) models. Does not fit Trike. Requires separate purchase of Installation Adhesive Kit P/N 11100088. Kit includes Rotor Assembly P/N 30041-08. Installation on '06 Dyna models require separate purchase of '07-style stator.

42200095A
Fits '08-'12 FXCWC and '09 FXSTSSE models and '13-later FXSB models. If P/N 40274-08A has been installed previously, the rotor shell, P/N 30041-08A is not required.

F. SCREAMIN' EAGLE VARIABLE PRESSURE CLUTCH

Get more performance from the Original Equipment clutch. The Screamin' Eagle® Variable Pressure Clutch is designed to help put the added power from a Screamin' Eagle Stage Kit to the pavement. This bolt-on kit harnesses the centrifugal force of spinning weights to increase the clutch capacity as engine speed increases. The mechanism applies increasing pressure to the stock clutch pressure plate as RPM rises. The result: high torque-handling capabilities without increasing clutch lever effort at idle. The Variable Pressure Clutch also provides smoother clutch disengagement at lower speed. Kit fits behind most stock derby covers with no modifications. See installation manual for additional accessory derby cover fitment information.

To match the performance demands of your engine, team the Variable Pressure Clutch with your choice of clutch diaphragm springs. We recommend the higher-capacity Screamin' Eagle Diaphragm Spring P/N 37951-98 for major performance upgrades.

	Lever Effort	Torque Capacity
Original Equipment Spring	Same as stock	120 ft-lbs
SE Spring P/N 37951-98	35% greater than stock	153 ft-lbs

37000121A
Fits '99-'17 Evolution® 1340 and Twin Cam-equipped models. Will not fit '16-later Touring and Trike models, '15-later FLHTCUL or FLHTKL models or '07-later Touring or Trike models equipped with Narrow-Profile Outer Primary Cover P/N 25700385 or 25700438. Will not fit '13-later CVO models with hydraulic actuated clutch, '16-'17 FXDLS, FLSS and FLSTFBS, or '14-later Touring and Trike models equipped with Screamin' Eagle A&S Clutch Kit P/N 37000026. Derby Covers P/N 25001-03, 25441-04A, 25770-99, 25331-10, 25339-10, 25700250 and 25700062 require Spacer Kit P/N 37000123. Does not fit Derby Covers P/N 25347-02 or 25345-01.

Street legal and/or street compliant statements refer to product meeting 50-State emissions and noise standards in the United States.

The street legal and/or street compliant statements may not apply to markets outside of the United States.

368 SCREAMIN’ EAGLE®

Clutch & Drivetrain

A. SCREAMIN' EAGLE® TWIN CAM PERFORMANCE ASSIST AND SLIP (A&S) CLUTCH KIT

Developed for the high-thrust 110CI engine featured as Original Equipment on '14-later CVO™ models, this A&S clutch provides significantly increased torque-handling capacity (135lb/ft). Clutch is designed to improve engagement grip and provides minor slippage during downshifting to reduce shock to the power train. Reduces hand lever pull effort by over 1 pound. Complete kit features improved clutch plates for enhanced wear resistance and is the perfect addition when installing a high-output Screamin' Eagle® Stage Kit.

37000026

Fits '14-'16 Touring and Trike models with hydraulic clutch actuator. Original Equipment on FXDLS, FLSS, FLSTBS and FXSE models.

B. SCREAMIN' EAGLE PERFORMANCE CLUTCH FRICTION DISC KIT

Newly developed friction material delivers longer life than Original Equipment friction discs. Kit includes new precision-machined flat steel plates. This Friction Disc Kit is a perfect match for the Screamin' Eagle Twin Cam Performance Race Clutch Hub Kit P/N 37976-08.

37980-10

Fits '99-'17 Twin Cam-equipped models and '98-'99 Evolution® 1340-equipped models. Will not fit '13-'16 CVO™ Touring models with hydraulic actuated clutch or, '15-'16 FLHTCUL and FLHTKL, '16-'17 FXDLS, FLSS, FLSTFBS, FXSE or '13-'16 CVO Touring models with hydraulic actuated clutch, '15-'16 FLHTCUL and FLHTKL or '14-'16 Touring and Trike models equipped with Screamin' Eagle A&S Clutch Kit P/N 37000026.

C. HEAVY DUTY CLUTCH SPRING FOR STOCK CLUTCH

37951-98

Fits '99-'17 Twin Cam-equipped models and '98-'99 Evolution 1340-equipped models. Will not fit '16-'17 FXDLS, FLSS, FLSTFBS and FXSE or '13-'16 CVO Touring models with hydraulic actuated clutch, or '15-'16 FLHTCUL and FLHTKL, '14-'16 Touring and Trike models equipped with Screamin' Eagle A&S Clutch Kit P/N 37000026.

D. SCREAMIN' EAGLE PERFORMANCE CLUTCH KIT

Performance Clutch Kit converts the 8-plate clutch to a 9-plate design. The surface area is increased by 13% and the spring rate is increased by 10% for a combination that can handle over 115 ft-lbs of torque at the crank, a 23% increase over the stock-rated capacity. Kit includes Kevlar® fiber-based friction discs and performance clutch spring.

38002-04

Fits '91-'22 XL and '94-'97 Evolution 1340-equipped models.

E. SCREAMIN' EAGLE PERFORMANCE SLIPPER CLUTCH FOR VRSC™ MODELS

This clutch offers reduced lever effort and improved performance. The unique “slip and assist” ramp system opens the two halves of the clutch hub slightly during high loads to the drivetrain, allowing a moderate slip that reduces shock to the drivetrain during rapid downshifting. The resulting reduction in wheel hop allows maximum contact between the tire and the road in wet or slippery conditions. Clutch lever effort is also reduced by 20% in 1130cc and 30% on 1250cc applications.

37938-08KA

Fits '02-'07 VRSC™ models.

Street legal and/or street compliant statements refer to product meeting 50-State emissions and noise standards in the United States.

The street legal and/or street compliant statements may not apply to markets outside of the United States.



A. SCREAMIN' EAGLE TWIN CAM PERFORMANCE ASSIST AND SLIP CLUTCH KIT



B. SCREAMIN' EAGLE PERFORMANCE CLUTCH FRICTION DISC KIT



C. HEAVY DUTY CLUTCH SPRING FOR STOCK CLUTCH



D. SCREAMIN' EAGLE PERFORMANCE CLUTCH KIT



E. SCREAMIN' EAGLE PERFORMANCE SLIPPER CLUTCH FOR VRSC MODELS



F. TWIN CAM SHORTBLOCK ASSEMBLY – DYNA AND TOURING



F. TWIN CAM SHORTBLOCK ASSEMBLY – SOFTAIL

SCREAMIN’ EAGLE® 369

Shortblock Program

SHORT & LONGBLOCK PROGRAM

When it comes time to repower your motorcycle, the first stop should be your local Harley® Dealer. They can set you up with a replacement shortblock or longblock engine that is manufactured from 100% new Original Equipment parts and subjected to the same rigorous testing as all Harley® engines. Plus, all longblock engines feature a one-year factory warranty and your original VIN stamped on the case.

F. SHORTBLOCK ASSEMBLY

The perfect starting point for building the engine of your dreams. Engine shortblocks are manufactured and assembled on Harley-Davidson’s main engine assembly line for exceptional quality and reliability. Shortblock cases, flywheels, bearings and rods are preassembled and ready for your custom build. Kit includes current spec Original Equipment cam plate, oil pump, cam drive components and the gaskets, seals and most of the hardware required to complete the engine and install it (not all components shown). You select your cylinders, heads, cams, covers and other top-end components. Choose one of the Screamin' Eagle® Stage kits to incorporate reliable performance and pick from our decorative engine covers to customize the look. Shortblock Assemblies are stamped with a new VIN and include MSO (Manufacturers Statement of Origin). The MSO is for Domestic only. Kits ship directly from the factory within 3-5 days. Assembly comes stamped with a new VIN on Twin Cam Kits. (For VIN matching shortblock assemblies see the appropriate Service Parts Catalog.)

Twin Cam Engine

16200070 Black 96CI/103CI. Fits '07-'17 Dyna® (except FXDLS), and '07-'16 Touring and Trike models (except CVO™).

16200071 Black 96CI/103CI. Fits '07-'17 Softail® models (except FLSS, FLSTFBS and CVO).

Milwaukee-Eight® Engine (not shown)

See your Dealer for details.

NOTE: Replacement engines must be re-fitted with emission control devices and systems appropriate for the vehicle model and model year in order to ensure emissions compliance. Failure to do so constitutes tampering under U.S. EPA guidelines and can lead to substantial fines and penalties.

Legal for use on public roads only when installed in the specified models. Not legal for use on public roads when installed in models other than the ones specified and not eligible for the P&A warranty when installed in models other than the ones specified. Please see the Parts and Accessories warranty statement and your dealer for more information.

Street legal and/or street compliant statements refer to product meeting 50-State emissions and noise standards in the United States.

The street legal and/or street compliant statements may not apply to markets outside of the United States.

HARLEY-DAVIDSON® LONGBLOCK PROGRAM

Your engine is the heart and soul of your Harley-Davidson® motorcycle. When the miles start to add up, a Harley-Davidson® LongBlock can put the rumble back in your ride simply, quickly and affordably.

WHY SHOULD I CONSIDER A LONGBLOCK? Unlike an engine rebuild from the repair shop down the street, the Harley-Davidson® LongBlock is manufactured from 100% new Original Equipment components, and is built to the latest factory specifications. Engine includes upgraded Screamin' Eagle® lefty crankcase bearing, Screamin' Eagle cam bearings and Screamin' Eagle performance tappets to handle higher-stress loads and performance upgrades. In addition, '99-'06 LongBlocks are upgraded with late-model hydraulic cam tensioners, high-volume oil pump and billet cam plate. '07-'16 103CI and 110CI engines feature factory-installed Automatic Compression Releases.


WHAT DOES THE H-D® LONGBLOCK INCLUDE? The crankcase is pre-assembled with flywheels, connecting rods, bearings, seals, cylinders, pistons, rings, heads, valves, valve springs, tappets and pushrod covers. Also included and ready for Dealer installation are top end rocker arm supports, rocker arms and shafts, pushrods and breathers. The LongBlock also includes cam support plate, cam plate bearings, cam and timing chain drive, hydraulic tensioners and all required gaskets and new hardware.

ARE UPGRADES AVAILABLE?* You can choose silver or black-highlighted engines to match your styling direc-tion. Bikes originally equipped with Twin Cam 88® engines can upgrade to 95 or 103CI displacement, and Twin Cam 96™-equipped models can be repowered with 103 or 110CI engines, based on specific model fitment. Upgrades require model-specific ECM recalibration (sold separately). Only available in North America.

WHAT ELSE DO I NEED? LongBlock is sold without cam shafts, lower rocker boxes, upper rocker box covers or cam cover. You have the option to reinstall your current cams and covers, or select from a wide assortment of performance and custom engine cover options.

FAST AND EASY: Just take your Harley® motorcycle to your authorized dealership. They will remove the engine from the frame, ship the left crankcase half to Harley-Davidson and in a short time, you will have a new LongBlock back, ready for the dealer to reinstall in your bike. Your engine retains its original vehicle identification number (VIN) for easy title exchange and registration.

**Displacement upgrades are available for vehicles previously equipped with street compliant big bore kits only.*



Available to fit:	
'07-'17 Softail® models.	
16200104	Twin Cam™ 103 – Black.*
16200108	Twin Cam 110™ – Black.*
16200109	Twin Cam 110 – Granite.*



'99-'05 Dyna® and '99-'06 Touring models.	
16200085	Twin Cam™ 88 – Black.
16200086	Twin Cam 88 – Silver.

'04-'05 EFI Dyna® and '99-'06 EFI Touring models.	
16200091	Twin Cam™ 95 – Black.*
16200092	Twin Cam 95 – Silver.*

'03-'06 EFI Touring models.	
16200095	Twin Cam 103 – Black.*
16200096	Twin Cam 103 – Silver.*

'07-'17 Dyna® and '07-'16 Touring models (Includes ACR – Auto Compression Release).	
16200103	Twin Cam 103 – Black.*
16200105	Twin Cam 110 – Black.*
16200106	Twin Cam 110 – Granite.*

'14-'16 Twin-Cooled™ Touring models.	
16200162	Twin Cam 103 – Black.*
16200163	Twin Cam 110 – Black.*
16200164	Twin Cam 110 – Granite.*



NOTE: All fasteners are included but not shown.

ENGINE TRIM



HARLEY-DAVIDSON® COLLECTIONS



SWITCHBACK COLLECTION
Black



SWITCHBACK COLLECTION
Clear



ADVERSARY™ COLLECTION
Black and Orange



KAHUNA™ COLLECTION
Black



KAHUNA™ COLLECTION
Chrome



HARLEY-DAVIDSON
MOTOR CO. COLLECTION
Black or Chrome



ADVERSARY COLLECTION
Graphite Highlighted



'66 COLLECTION
Black



WILD ONE™ COLLECTION
Black



WILLIE G SKULL COLLECTION
Black



WILLIE G SKULL COLLECTION
Chrome



ENDGAME COLLECTION
Black



EMPIRE™ COLLECTION
Gloss Black



EMPIRE COLLECTION
Machine Cut



EMPIRE COLLECTION
Chrome



DARK CUSTOM™ COLLECTION
Black or Chrome



AIRFLOW COLLECTION
Black or Chrome



LIVE TO RIDE COLLECTION
Chrome

376 ENGINE TRIM

Derby, Timer & Air Cleaner Covers

A. SWITCHBACK COLLECTION — BLACK ANODIZED
Put performance first with Switchback Collection accessories. This forged billet aluminum cover features machined textured details protected with a durable black anodized finish. These lightweight designs won't slow you down. Durable black anodized finish with machined textured details for added contrast. Authentic Bar & Shield logo. Includes mounting hardware. Complete this custom look with additional accessories from the Switchback Collection.

1. 25701519 Derby Cover.
Fits '16-later Touring and Trike and '15-later FLHTCUL and FLHTKL models. Also fits '07-later Touring and Trike models equipped with Narrow-Profile Outer Primary Cover P/N 25700385 or 25700438.

2. 25701521 Derby Cover.
Fits '18-later FLSB and '19-later Softail® models. Also fits '18 Softail models equipped with Narrow Profile Primary Cover P/Ns 25701077, 25700913, 25700937, 25700941, 25701039, 25701040 and 25701043.

3. 25600165 Timer Cover.
Fits '17-later Milwaukee-Eight® engine-equipped models (except '23-later FLHXSE and FLTRXSE, and '24-later FLHX, FLTRX, and FLTRXSTSE).

B SWITCHBACK COLLECTION — CLEAR ANODIZED
Put performance first with Switchback Collection accessories. This forged billet aluminum cover features machined textured details protected with a durable anodized finish. These light-weight designs won't slow you down. Durable dual-anodized black and raw aluminum finish with machined textured details for added contrast. Authentic Bar & Shield logo. Includes mounting hardware. Complete this custom look with additional accessories from the Switchback™ Collection.

1. 25701520 Derby Cover.
Fits '16-later Touring and Trike and '15-later FLHTCUL and FLHTKL models. Also fits '07-later Touring and Trike models equipped with Narrow-Profile Outer Primary Cover P/N 25700385 or 25700438.

2. 25701522 Derby Cover.
Fits '18-later FLSB and '19-later Softail® models. Also fits '18 Softail models equipped with Narrow Profile Primary Cover P/Ns 25701077, 25700913, 25700937, 25700941, 25701039, 05701040 and 25701043.

3. 25600166 Timer Cover.
Fits '17-later Milwaukee-Eight® engine-equipped models (except '23-later FLHXSE and FLTRXSE, and '24-later FLHX, FLTRX, and FLTRXSTSE).



A. SWITCHBACK COLLECTION – BLACK ANODIZED – DERBY COVER



A. SWITCHBACK COLLECTION – BLACK ANODIZED – DERBY COVER



A. SWITCHBACK COLLECTION – BLACK ANODIZED – TIMER COVER



B. SWITCHBACK COLLECTION – CLEAR ANODIZED – DERBY COVER



B. SWITCHBACK COLLECTION – CLEAR ANODIZED – DERBY COVER



B. SWITCHBACK COLLECTION – CLEAR ANODIZED – TIMER COVER



C. EAGLE BAR & SHIELD COLLECTION – DERBY COVER



C. EAGLE BAR & SHIELD COLLECTION – DERBY COVER



C. EAGLE BAR & SHIELD COLLECTION – TIMER COVER



C. EAGLE BAR & SHIELD COLLECTION – FUEL CAP

ENGINE TRIM 377

Derby, Timer & Air Cleaner Covers

C. EAGLE BAR & SHIELD
Two iconic symbols of freedom and strength are celebrated in this stunning decorative component. A stylized eagle and the Bar & Shield logo are laser etched in black-anodized billet aluminum to achieve brilliant highlights with sharp detail.

1. 25701551 Derby Cover.
Fits '16-later Touring and Trike and '15-later FLTHCUL and FLHTKL models. Also fits '07-later Touring and Trike models equipped with Narrow-Profile Outer Primary Cover P/N 25700385 or 25700438.

2. 25701553 Derby Cover.
Fits '18-later FLSB and '19-later Softail® models. Also fits '18 Softail models equipped with Narrow Profile Primary Cover P/Ns 25701077, 25700913, 25700937, 25700941, 25701039, 25701040 and 25701043.

3. 25600175 Timer Cover.
Fits '17-later models equipped with a Milwaukee-Eight® engine (except '23-later FLHXSE and FLTRXSE and '24-later FLHX, FLTRX and FLTRXSTSE).

4. 61100209 Fuel Cap.
Fits '92-later XL, '92-'17 Dyna® (except '04-'17 FXD and FXDX, '05-'06 FXDC and '07 FXDSE), '00-later Softail®, (except FXFB, FXFBS, FXSTD and FXSTSSE) '94-later Road King®, '15-later Freewheeler®, and '21-later FLHXS and FLTRXS models. Does not fit models equipped with Original Equipment locking or tethered fuel caps or Softail models with Low-Profile Chrome Fuel Tank Console P/N 71208-07. Use on '13-'14 FXSBSE and '21-'22FLHXSE and FLTRXSE requires removal of stock flush mount trim ring.

- Model Family Fitment:
- | | | |
|---------------------|-----------------------|------------------|
| <div></div> V-ROD | <div></div> SPORTSTER | <div></div> DYNA |
| <div></div> SOFTAIL | <div></div> TOURING | |

378 ENGINE TRIM

Derby, Timer & Air Cleaner Covers

A. ADVERSARY™ COLLECTION — ANODIZED BLACK WITH ORANGE HIGHLIGHTS

A look to match your riding style – precise, refined and technical. Premium Adversary™ Collection accessories are crafted in forged billet aluminum with a durable dual-anodized black and orange finish for crisp contrast and colorful detail. The look is aggressive and performance driven. Step up to the next generation of customization.

- 1. 25701536** Derby Cover.

Fits '16-later Touring and Trike, and '15-later FLHTCUL and FLHTKL models. Also fits '07-later Touring and Trike models equipped with Narrow-Profile Outer Primary Cover P/N 25700385 or 25700438.
- 2. 25701532** Derby Cover.

Fits '18-later FLSB and '19-later Softail® models. Also fits '18 Softail models equipped with Narrow Profile Primary Cover P/Ns 25701077, 25700913, 25700937, 25700941, 25701039, 25701040 and 25701043.
- 3. 25600171** Timer Cover.

Fits '17-later Milwaukee-Eight® engine-equipped models. Does not fit '23-later FLHXSE and FLTRXSE, '24-later FLHX, FLTRX and FLTRXSTSE models.
- 4. 25701164** Alternator Plug Cover.

Fits '21-later Revolution® Max engine-equipped models.
- 5. 14101389** Clutch Medallion.

Fits '21-later Revolution® Max engine-equipped models.
- 6. 14101393** Timer Medallion.

Fits '21-later Revolution® Max engine-equipped models.
- 7. 14101385** Cam Sprocket Medallions.

Fits '21-later Revolution® Max engine-equipped models.



A. ADVERSARY COLLECTION – DERBY COVER

ENGINE TRIM 379

Derby, Timer & Air Cleaner Covers

B. ADVERSARY™ COLLECTION — GRAPHITE WITH MACHINED HIGHLIGHTS

A look to match your riding style – precise, refined and technical. Premium Adversary™ Collection accessories are crafted in forged billet aluminum. The graphite finish with machined highlights reveal brilliant aluminum for crisp contrast and sharp detail. The look is aggressive and performance driven. Step up to the next generation of customization.

- 1. 25701537** Derby Cover.

Fits '16-later Touring and Trike, and '15-later FLHTCUL and FLHTKL models. Also fits '07-later Touring and Trike models equipped with Narrow-Profile Outer Primary Cover P/N 25700385 or 25700438..
- 2. 25701533** Derby Cover.

Fits '18-later FLSB and '19-later Softail® models. Also fits '18 Softail models equipped with Narrow Profile Primary Cover P/Ns 25701077, 25700913, 25700937, 25700941, 25701039, 25701040 and 25701043.
- 3. 25600172** Timer Cover.

Fits '17-later Milwaukee-Eight® engine-equipped models. Does not fit '23-later FLHXSE and FLTRXSE, '24-later FLHX, FLTRX and FLTRXSTSE models.
- 4. 25701165** Alternator Plug Cover.

Fits '21-later Revolution® Max engine-equipped models.
- 5. 14101390** Clutch Medallion.


Fits '21-later Revolution® Max engine-equipped models.
- 6. 14101394** Timer Medallion.

Fits '21-later Revolution® Max engine-equipped models.
- 7. 14101386** Cam Sprocket Medallions.


Fits '21-later Revolution® Max engine-equipped models.



B. ADVERSARY COLLECTION – DERBY COVER



A. ADVERSARY COLLECTION — ANODIZED BLACK WITH ORANGE HIGHLIGHTS



B.ADVERSARY COLLECTION — GRAPHITE WITH MACHINED HIGHLIGHTS

- Model Family Fitment:
- V-ROD

SPORTSTER

DYNA
- SOFTAIL

TOURING

380 ENGINE TRIM

Derby, Timer & Air Cleaner Covers

A. '66 COLLECTION

The look is timeless and authentic. The handcrafted style of the '66 Collection accessories combines a durable gloss black finish with brushed aluminum highlights and on most pieces a brass-colored medallion inspired by a classic Harley-Davidson® tank emblem. Here's an alternative to bright chrome or blacked out styles that will set your bike apart from the crowd.

- 1. 25701209** Derby Cover.

Fits '18-later FLSB and '19-later Softail® models. Also fits '18 Softail models equipped with Narrow Profile Primary Cover P/Ns 25701077, 25700913, 25700937, 25700941, 25701039, 25701040 and 25701043
- 2. 25600156** Timer Cover.

Fits '17-later Milwaukee-Eight® engine-equipped models. Does not fit '23-later FLHXSE and FLTRXSE, '24-later FLHX, FLTRX and FLTRXSTSE models.
- 3. 25701211** Alternator Plug Cover.

Fits '21-later Revolution Max engine-equipped models.
- 4. 14101443** Clutch Medallion.

Fits '21-later Revolution® Max engine-equipped models.
- 5. 14101445** Timer Medallion.

Fits '21-later Revolution® Max engine-equipped models.
- 6. 14101615** Cam Sprocket Medallion.

Fits '21-later Revolution® Max engine-equipped models.



A. '66 COLLECTION – DERBY COVER



B. WILD ONE COLLECTION – ALTERNATOR PLUG COVER.

ENGINE TRIM 381

Derby, Timer & Air Cleaner Covers

B. WILD ONE™ COLLECTION

Add daring, raw-and-rugged style with durable billet aluminum Wild One™ Collection accessories. Each is finished in gloss black with bright, machined aluminum highlights, a variety of textures and exposed hardware to communicate power, speed, and performance.


- 1. 25701181** Alternator Plug Cover.

Fits '21-later RA1250, RA1250S, RH975, RH1250S and '23-later RH975S and '24-later RA1250SE models.
- 2. 14101402** Clutch Medallion.

Fits '21-later RA1250, RA1250S, RH975, RH1250S and '23-later RH975S and '24-later RA1250SE models.
- 3. 14101398** Timer Medallion.

Fits '21-later RA1250, RA1250S, RH975, RH1250S and '23-later RH975S and '24-later RA1250SE models.
- 4. 14101557** Cam Sprocket Medallions.

Fits '21-later RA1250, RA1250S, RH975, RH1250S and '23-later RH975S and '24-later RA1250SE models.



A. '66 COLLECTION



B. WILD ONE COLLECTION

- Model Family Fitment:
- V-ROD

SPORTSTER

DYNA
- SOFTAIL

TOURING

382 ENGINE TRIM

Derby, Timer & Air Cleaner Covers

A. EMPIRE™ COLLECTION — GLOSS BLACK
Raise the stakes. Deep grooves add eye-catching depth and detail to the rich black anodized finish on this complete collection of hand and foot controls. Executed in durable cast and billet aluminum, the Black Empire™ Collection adds captivating custom detail that complements other black and machine cut accessories.

25701171 Derby Cover.
Fits '16-later Touring and Trike and '15-later FLTHCUL and FLHTKL models. Also fits '07-later Touring and Trike models equipped with Narrow-Profile Outer Primary Cover P/N 25700385 or 25700438.

25701177 Derby Cover.
Fits '18-later FLSB and '19-later Softail® models. Also fits '18 Softail models equipped with Narrow Profile Primary Cover P/N 25700900, 25700913, 25700937, 25700941, 25701039, 25701040 and 25701043.

25600148 Timer Cover.
Fits '17-later Milwaukee-Eight® engine equipped models. Does not fit '23-later FLHXSE and FLTRXSE, '24-later FLHX, FLTRX and FLTRXSTSE models.



A. EMPIRE COLLECTION DERBY COVER — GLOSS BLACK



A. EMPIRE COLLECTION TIMER COVER — GLOSS BLACK



D. KAHUNA COLLECTION DERBY COVER – GLOSS BLACK



E. KAHUNA COLLECTION DERBY COVER – CHROME

ENGINE TRIM 383

Derby, Timer & Air Cleaner Covers

D. KAHUNA™ COLLECTION – GLOSS BLACK
Understated but powerful, the Kahuna™ Collection's rich, gloss black surface is interrupted by a powerful raised bridge that draws the eye from leading to trailing edge. A red Bar & Shield logo adds the finishing touch.

1. 25700887 Derby Cover.
Fits '16-later Touring and Trike and '15-later FLHTCUL and FLHTKL models. Also fits '07-later Touring and Trike models equipped with Narrow-Profile Outer Primary Cover P/N 25700385 or 25700438.

2. 25700988 Derby Cover.
Fits '06-'17 Dyna®, '07-'18 Softail® (except FLSB) and '07-'15 Touring and Trike (except FLHTCUL and FLHTKL and '07-'15 Touring and Trike models equipped with Narrow-Profile Outer Primary Cover P/N 25700385 or 25700438).

3. 25600109 Timer Cover.
Fits '17-later Milwaukee-Eight® engine-equipped models. Does not fit '23-later FLHXSE and FLTRXSE, '24-later FLHX, FLTRX and FLTRXSTSE models.

4. 25600108 Timer Cover.
Fits '99-'17 Twin Cam-equipped models.

5. 61300928 Air Cleaner Trim
Fits '17-later Touring (except '24-later FLHX and FLTRX) and Trike models with Original Equipment air cleaner cover. Does not fit CVO™ models.

E. KAHUNA™ COLLECTION – CHROME
Understated but powerful, the Kahuna™ Collection's smooth, glass-like chrome surface is interrupted by a powerful raised bridge that draws the eye from leading to trailing edge. A red Bar & Shield logo adds the finishing touch.

1. 25700987 Derby Cover.
Fits '16-later Touring and Trike and '15-later FLHTCUL and FLHTKL models. Also fits '07-later Touring and Trike models equipped with Narrow-Profile Outer Primary Cover P/N 25700385 or 25700438.

2. 25700888 Derby Cover.
Fits '06-'17 Dyna®, '07-'18 Softail® (except FLSB) and '07-'15 Touring and Trike (except FLHTCUL and FLHTKL and '07-'15 Touring and Trike models equipped with Narrow-Profile Outer Primary Cover P/N 25700385 or 25700438).

3. 25600115 Timer Cover.
Fits '17-later Milwaukee-Eight® engine-equipped models. Does not fit '23-later FLHXSE and FLTRXSE, '24-later FLHX, FLTRX and FLTRXSTSE models.

4. 25600114 Timer Cover.
Fits '99-'17 Twin Cam-equipped models.

C. EMPIRE™ COLLECTION — CHROME
Raise the stakes. Brilliant chrome highlights the deep grooves that add eye-catching depth and detail to this complete collection of hand and foot controls. Executed in durable cast and billet aluminum, the Chrome Empire™ Collection adds captivating custom detail that complements other chrome accessories.

25701169 Derby Cover.
Fits '16-later Touring and Trike and '15-later FLTHCUL and FLHTKL models. Also fits '07-later Touring and Trike models equipped with Narrow-Profile Outer Primary Cover P/N 25700385 or 25700438.

25701175 Derby Cover.
Fits '18-later FLSB and '19-later Softail® models. Also fits '18 Softail models equipped with Narrow Profile Primary Cover P/N 25700900, 25700913, 25700937, 25700941, 25701039, 25701040 and 25701043.

25600150 Timer Cover.
Fits '17-later Milwaukee-Eight® engine equipped models. Does not fit '23-later FLHXSE and FLTRXSE, '24-later FLHX, FLTRX and FLTRXSTSE models.



C. EMPIRE COLLECTION DERBY COVER — CHROME



C. EMPIRE COLLECTION TIMER COVER — CHROME



D. KAHUNA COLLECTION – GLOSS BLACK



E. KAHUNA COLLECTION – CHROME

- Model Family Fitment:
- | | | |
|---------|-----------|------|
| V-ROD | SPORTSTER | DYNA |
| SOFTAIL | TOURING | |

384 ENGINE TRIM

Derby, Timer & Air Cleaner Covers

A. HARLEY-DAVIDSON® MOTOR CO. COLLECTION – GLOSS BLACK

An aggressive twist on a classic style. The Harley-Davidson® Motor Co. Collection personifies Harley style and features a rich gloss black surface, trimmed with deep-cut silver-filled lettering that surrounds a central groove. The clean design and the luxurious finish are the perfect match for blacked-out engines. Includes black zinc hardware.

1. 25701022 Derby Cover.
Fits '16-later Touring and Trike and '15-later FLHTCUL and FLHTKL. Also fits '07-later Touring and Trike models equipped with Narrow-Profile Outer Primary Cover P/N 25700385 or 25700438.

1. 25701023 Derby Cover.
Fits '18-later FLSB and '19-later Softail® models. Also fits '18 Softail models equipped with Narrow Profile Primary Cover P/N 25701077, 25700913, 25700937, 25700941, 25701039, 25701040 and 25701043.

1. 25701020 Derby Cover.
Fits '99-'00 Evolution® 1340, '99-'17 Dyna®, '99-'18 Softail (except FLSB) and '99-'15 Touring and Trike models (except FLHTCUL, FLHTKL or '07-'15 Touring or Trike models with Narrow-Profile Outer Primary Cover P/N 25700385 or 25700438).

2. 25701021 Derby Cover.
Fits '04-'22 XL and XR models.


3. 25600135 Timer Cover.
Fits '17-later Milwaukee-Eight® engine-equipped models. Does not fit '23-later FLHXSE and FLTRXSE, '24-later FLHX, FLTRX and FLTRXSTSE models.

4. 25600133 Timer Cover.
Fits '99-'17 Twin Cam equipped models.


5. 25600134 Timer Cover.
Fits '04-'22 XL, XR and earlier models with horizontal holes on timer cover.

6. 61301005 Air Cleaner Trim.
Fits '18-later FLDE, FLHC, FLHCS, FLSL, FXLR and '20-later FXST models with Original Equipment center bolt air cleaner cover.


A. HARLEY-DAVIDSON MOTOR CO. COLLECTION DERBY COVER – GLOSS BLACK



A. HARLEY-DAVIDSON MOTOR CO. COLLECTION – GLOSS BLACK



B. HARLEY-DAVIDSON MOTOR CO. COLLECTION – CHROME



B. HARLEY-DAVIDSON MOTOR CO. COLLECTION – CHROME

ENGINE TRIM 385

Derby, Timer & Air Cleaner Covers

B. HARLEY-DAVIDSON® MOTOR CO. COLLECTION – CHROME

This collection personifies Harley style. It had better, because we put our name on it—the Harley-Davidson® Motor Co. Collection.

1. 25700476 Derby Cover.
Fits '16-later Touring and Trike, and '15-later FLHTCUL and FLHTKL models. Also fits '07-later Touring and Trike models equipped with Narrow-Profile Outer Primary Cover P/N 25700385 or 25700438.

1. 25338-99B Derby Cover.
Fits '99-'00 Evolution® 1340, '99-'17 Dyna®, '99-'18 Softail (except FLSB) and '99-'15 Touring and Trike models (except FLHTCUL, FLHTKL or '07-'15 Touring or Trike models with Narrow-Profile Outer Primary Cover P/N 25700385 or 25700438).

2. 25130-04A Derby Cover.
Fits '04-'22 XL and XR models. Includes chrome-plated stainless steel mounting hardware.

3. 25600068 Timer Cover.
Fits '17-later Milwaukee-Eight® engine-equipped models. Does not fit '23-later FLHXSE and FLTRXSE, '24-later FLHX, FLTRX and FLTRXSTSE models.

4. 32047-99A Timer Cover.
Fits '99-'17 Twin Cam-equipped models. Includes chrome-plated stainless steel mounting hardware.

5. 32668-98A Timer Cover.
Fits '04-'22 XL, XR and earlier models with horizontal holes on timer cover. Includes chrome-plated stainless steel mounting hardware.

6. 61300254 Air Cleaner Trim.
Fits '16-'17 Softail (except FLSTFBS and FXSE) and '14-'16 Touring and Trike models with Original Equipment air cleaner cover. Does not fit CVO™ models.

7. 61300792 Air Cleaner Trim – Center Bolt.
Fits '18-later FLDE, FLHC, FLHCS, FLSL, FXLR and '20-later FXST models with Original Equipment center bolt air cleaner cover.

- Model Family Fitment:
- V-ROD

SPORTSTER

DYNA
- SOFTAIL

TOURING

386 ENGINE TRIM

Derby, Timer & Air Cleaner Covers

A. WILLIE G SKULL COLLECTION – BLACK

Penned at the hand of Willie G the famous Skull Collection makes a shift to the dark side. Completely drenched in black, the raised skull and surrounding Harley-Davidson Motorcycle script adds a subtle ominous touch to your ride. The finish easily coexists alongside gloss black or wrinkle black surfaces. The complete collection of components includes matching black hardware.

1. 25700740

Derby Cover.
Fits '16-later Touring and Trike and '15-later FLHTCUL and FLHTKL models. Also fits '07-later Touring and Trike models equipped with Narrow-Profile Outer Primary Cover P/N 25700385 or 25700438.
1. 25700976

Derby Cover.
Fits '18-later FLSB and '19-later Softail® models. Also fits '18 Softail models equipped with Narrow Profile Primary Cover P/N 25701077, 25700913, 25700937, 25700941, 25701039, 25701040 and 25701043.
1. 25700742

Derby Cover.
Fits '99-'17 Dyna®, '00-'18 Softail (except FLSB) and '99-'15 Touring and Trike models (except '15 FLHTCUL and FLHTKL and '07-'15 Touring and Trike models equipped with Narrow-Profile Outer Primary Cover P/N 25700385 or 25700438). Installation on '06-'17 Dyna and '07-later Softail, and '07-'15 Touring and Trike models requires separate purchase of Gasket P/N 25416-99C.
2. 25700744

Derby Cover.
Fits '04-'22 XL and XR models.
3. 25600085

Timer Cover.
Fits '17-later Milwaukee-Eight® engine-equipped models. Does not fit '23-later FLHXSE and FLTRXSE, '24-later FLHX, FLTRX and FLTRXSTSE models.
4. 25600087

Timer Cover.
Fits '99-'17 Twin Cam models.
5. 25600089

Timer Cover.
Fits '04-'22 XL, XR and earlier models with horizontal holes on timer cover.
6. 29400345

Air Cleaner Trim.
Fits '17-later Touring (except '24-later FLHX and FLTRX) and Trike models with Original Equipment wedge shaped air cleaner cover.
7. 29400366


Air Cleaner Trim.
Fits Evolution® 1340 models, '99-'08 Dyna, '00-'15 Softail (except FLS, FLSS, FLSTSB, and FXS) and '99-'13 Touring and Trike models equipped with oval-shaped Original Equipment air cleaner cover. Also fits models equipped with Screamin' Eagle® Round High-Flow Air Cleaner Kits with separate purchase of Rain Sock Kit P/N 28728-10 or Air Cleaner Trim Installation Kit P/N 12400158.
8. 29400339

Air Cleaner Trim.
Fits '16-'17 Softail (except FLSTFBS and FXSE) and '14-'16 Touring and Trike models with Original Equipment air cleaner cover. Does not fit CVO™ models.
9. 29400341

Air Cleaner Trim.
Fits '04-'22 XL models equipped with Original Equipment oval air cleaner cover.



A. WILLIE G SKULL COLLECTION DERBY COVER – BLACK



A. WILLIE G SKULL COLLECTION – BLACK



B. WILLIE G SKULL COLLECTION DERBY COVER – CHROME



B. WILLIE G SKULL COLLECTION – CHROME

ENGINE TRIM 387

Derby, Timer & Air Cleaner Covers

B. WILLIE G SKULL COLLECTION – CHROME

Add a little attitude to your ride. Styled to complement Harley-Davidson® Skull accessory items, the menacing raised skull with black-filled eyes leaps from a field of chrome. The surrounding Harley-Davidson Motorcycles script is the perfect finishing touch. This complete collection of engine covers dresses your bike for a true custom look.

1. 25700469

Derby Cover.
Fits '16-later Touring and Trike, and '15-later FLHTCUL and FLHTKL models. Also fits '07-later Touring and Trike models equipped with Narrow-Profile Outer Primary Cover P/N 25700385 or 25700438.
1. 25700958

Derby Cover.
Fits '18-later FLSB and '19-later Softail® models. Also fits '18 Softail models equipped with Narrow Profile Primary Cover P/N 25701077, 25700913, 25700937, 25700941, 25701039, 25701040 and 25701043.
1. 25441-04A

Derby Cover.
Fits '99-'00 Evolution® 1340, '99-'17 Dyna®, '99-'18 Softail (except FLSB) and '99-'15 Touring and Trike models (except FLHTCUL, FLHTKL or '07-'15 Touring or Trike models with Narrow-Profile Outer Primary Cover P/N 25700385 or 25700438).
2. 25440-04A

Derby Cover.
Fits '04-'22 XL and XR models. Includes chrome-plated stainless steel mounting hardware.
3. 25600066

Timer Cover.
Fits '17-later Milwaukee-Eight® engine-equipped models. Does not fit '23-later FLHXSE and FLTRXSE, '24-later FLHX, FLTRX and FLTRXSTSE models.
4. 32975-04A

Timer Cover.
Fits '99-'17 Twin Cam-equipped models. Includes chrome-plated stainless steel mounting hardware.
5. 32972-04A

Timer Cover.
Fits '04-'22 XL, XR and earlier models with horizontal holes on timer cover. Includes chrome-plated stainless steel mounting hardware.
6. 61300654

Air Cleaner Trim.
Fits '17-later Touring (except '24-later FLHX and FLTRX) and Trike models with Original Equipment air cleaner cover. Does not fit CVO™ models.
7. 29417-04

Air Cleaner Trim.
Fits Evolution 1340 models, '99-'08 Dyna, '00-'15 Softail (except FLS, FLSS, FLSTSB and FXS) and '99-'13 Touring and Trike models with Original Equipment air cleaner cover. Also fits models equipped with Screamin' Eagle® Round High-Flow Air Cleaner Kits with separate purchase of Rain Sock Kit P/N 28728-10 or Air Cleaner Trim Installation Kit P/N 12400158.
8. 61300217

Air Cleaner Trim.
Fits '16-'17 Softail (except FLSTFBS and FXSE) and '14-'16 Touring and Trike models with Original Equipment air cleaner cover. Does not fit CVO™ models.
9. 29416-04

Air Cleaner Trim.
Fits '04-'22 XL models with Original Equipment oval air cleaner cover.

Model Family Fitment:

- V-ROD

SPORTSTER

DYNA
- SOFTAIL

TOURING

388 ENGINE TRIM

Derby, Timer & Air Cleaner Covers

A. DARK CUSTOM™ LOGO COLLECTION

The famous Harley-Davidson #1 logo with a sinister twist. Machined from billet aluminum, these covers feature domed surfaces that are polished and black anodized to a rich satin sheen, and then re-machined to expose the raw aluminum. The resulting high-contrast design complements both polished and painted engine finishes.

1. 25700434

Derby Cover – Billet.
Fits '16-later Touring and Trike, and '15-later FLHTCUL and FLHTKL models. Also fits '07-later Touring and Trike models equipped with Narrow-Profile Outer Primary Cover P/N 25700385 or 25700438.
1. 25700960

Derby Cover.
Fits '18-later FLSB and '19-later Softail® models. Also fits '18 Softail models equipped with Narrow Profile Primary Cover P/N 25701077, 25700913, 25700937, 25700941, 25701039, 25701040 and 25701043.
1. 25562-09

Derby Cover – Billet.
Fits '99-'00 Evolution® 1340, '99-'17 Dyna®, '99-'18 Softail (except FLSB) and '99-'15 Touring and Trike models (except FLHTCUL, FLHTKL or '07-'15 Touring or Trike models with Narrow-Profile Outer Primary Cover P/N 25700385 or 25700438).
2. 25563-09

Derby Cover – Billet.
Fits '04-'22 XL models.
3. 25600064

Timer Cover – Billet.
Fits '17-later Milwaukee-Eight® engine-equipped models. Does not fit '23-later FLHXSE and FLTRXSE, '24-later FLHX, FLTRX and FLTRXSTSE models.
4. 32414-09

Timer Cover – Billet.
Fits '99-'17 Twin Cam-equipped models.
5. 32415-09

Timer Cover – Billet.
Fits '04-'22 XL, XR and earlier models with horizontal holes on timer cover.
6. 61300057

Air Cleaner Trim – Billet.
Fits Evolution® 1340 models, '99-'08 Dyna, '00-'15 Softail (except FLS, FLSS, FLSTSB and FXS) and '99-'13 Touring and Trike models with Original Equipment air cleaner cover. Also fits models equipped with Screamin' Eagle® Round High-Flow Air Cleaner Kits with separate purchase of Rain Sock Kit P/N 28728-10 or Air Cleaner Trim Installation Kit P/N 12400158.



A. DARK CUSTOM LOGO COLLECTION DERBY COVER

ENGINE TRIM 389

Derby, Timer & Air Cleaner Covers

B. NUMBER ONE SKULL COLLECTION

The sinister Harley-Davidson #1 Skull logo dresses for a night on the town. This complete die-cast aluminum collection has been polished and chrome-plated to a brilliant shine, then finished with a contrasting black-filled Dark Custom Skull logo. The black-filled race track stripe and recessed hardware pockets provide added depth and dimension. Includes chrome-plated mounting hardware.

1. 25700435

Derby Cover – Billet.
Fits '16-later Touring and Trike, and '15-later FLHTCUL and FLHTKL models. Also fits '07-later Touring and Trike models equipped with Narrow-Profile Outer Primary Cover P/N 25700385 or 25700438.
1. 25331-10

Derby Cover.
Fits '99-'00 Evolution® 1340, '99-'17 Dyna®, '99-'18 Softail® (except FLSB) and '99-'15 Touring and Trike models (except FLHTCUL, FLHTKL or '07-'15 Touring or Trike models with Narrow-Profile Outer Primary Cover P/N 25700385 or 25700438).
2. 25333-10

Derby Cover.
Fits '04-'22 XL models.
3. 25600065

Timer Cover.
Fits '17-later Milwaukee-Eight® engine-equipped models. Does not fit '23-later FLHXSE and FLTRXSE, '24-later FLHX, FLTRX and FLTRXSTSE models.
4. 32519-10

Timer Cover.
Fits '99-'17 Twin Cam-equipped models.
5. 32520-10


Timer Cover.
Fits '04-'22 XL, XR and earlier models with horizontal holes on timer cover.
6. 27956-10

Air Cleaner Trim.
Fits Evolution® 1340 models, '99-'08 Dyna, '00-'15 Softail (except FLS, FLSS, FLSTSB and FXS) and '99-'13 Touring and Trike models with Original Equipment air cleaner cover. Also fits models equipped with Screamin' Eagle® Round High-Flow Air Cleaner Kits with separate purchase of Rain Sock Kit P/N 28728-10 or Air Cleaner Trim Installation Kit P/N 12400158.
7. 60826-11

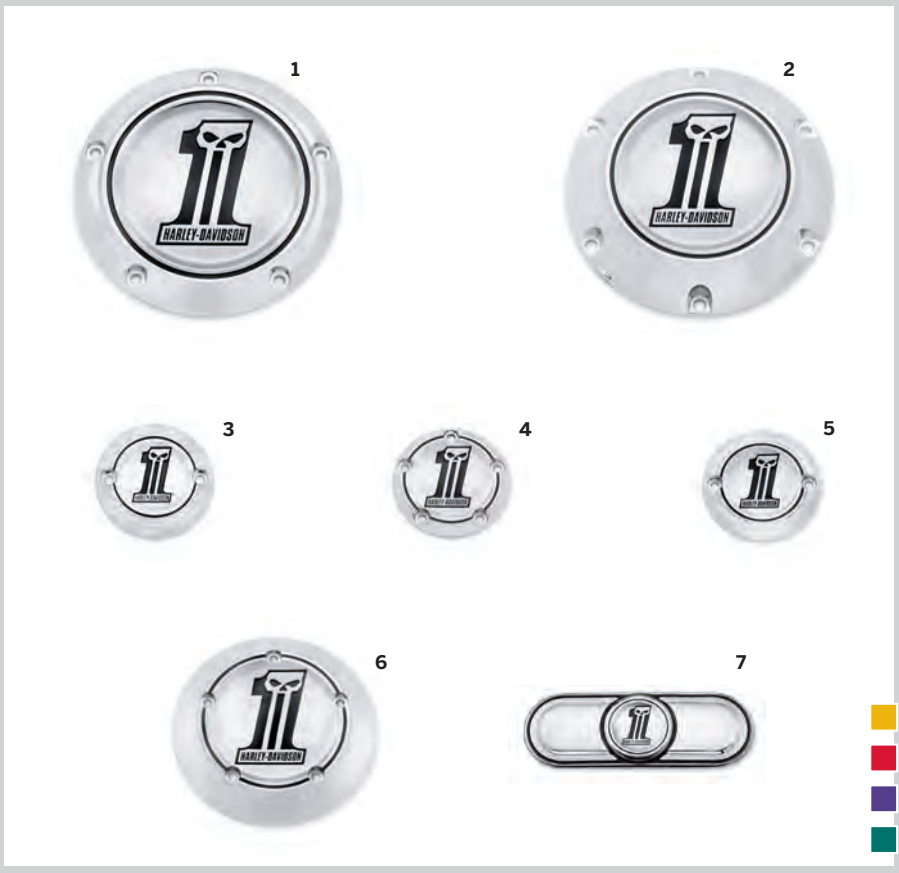
Transmission Trim.
Fits '11-'16 models equipped with 103CI Twin Cam engine option.



B. NUMBER ONE SKULL COLLECTION DERBY COVER



A. DARK CUSTOM LOGO COLLECTION



B. NUMBER ONE SKULL COLLECTION

- Model Family Fitment:
- V-ROD

■ SPORTSTER

■ DYNA

■ SOFTAIL

■ TOURING

390 ENGINE TRIM

Derby, Timer & Air Cleaner Covers

A. AIRFLOW COLLECTION

Shaped to cheat the wind. The polished and mirror-chromed Airflow Collection features a raised bridge with 3 laminar grooves that float over the recessed panels. The layered surfaces capture light and shadows, and frame the subtle black-filled Harley-Davidson signature. This complete collection sets the stage for your one-of-a-kind custom ride. Includes chrome-plated mounting hardware.

1. 25700505

Derby Cover.
Fits '16-later Touring and Trike, and '15-later FLHTCUL and FLHTKL models. Also fits '07-later Touring and Trike models equipped with Narrow-Profile Outer Primary Cover P/N 25700385 or 25700438.
1. 25700969

Derby Cover.
Fits '18-later FLSB and '19-later Softail® models. Also fits '18 Softail models equipped with Narrow Profile Primary Cover P/N 25701077, 25700913, 25700937, 25700941, 25701039, 25701040 and 25701043.
2. 25700504

Derby Cover.
Fits '99-'17 Dyna®, '00-'18 Softail (except FLSB) and '99-'15 Touring and Trike models (except FLHTCUL, FLHTKL and '07-'15 Touring and Trike models equipped with Narrow-Profile Outer Primary Cover P/N 25700385 or 25700438). Installation on '06-later Dyna, '07-'18 Softail and '07-'15 Touring and Trike models require separate purchase of Gasket P/N 25416-99C.
3. 25600099

Timer Cover.
Fits '17-later Milwaukee-Eight® engine-equipped models. Does not fit '23-later FLHXSE and FLTRXSE, '24-later FLHX, FLTRX and FLTRXSTSE models.
4. 25600046

Timer Cover.
Fits '99-'17 Twin Cam models.
5. 61400323

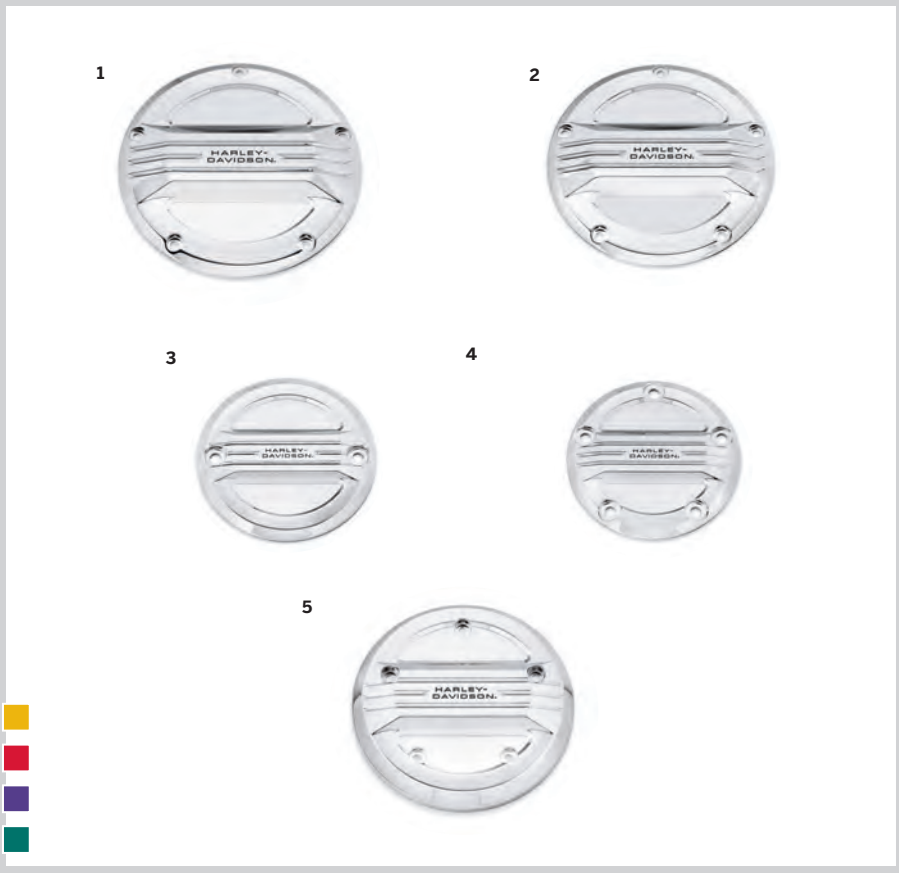
Air Cleaner Trim.
Fits Evolution® 1340 models, '99-'08 Dyna, '00-'15 Softail (except FLS, FLSS, FLSTSB and FXS) and '99-'13 Touring and Trike models equipped with oval-shaped Original Equipment air cleaner cover. Also fits models equipped with Screamin' Eagle® Round High-Flow Air Cleaner Kits with separate purchase of Rain Sock Kit P/N 28728-10 or Air Cleaner Trim Installation Kit P/N 12400158.




A. AIRFLOW COLLECTION DERBY COVER



C. HARLEY-DAVIDSON LIVE TO RIDE DERBY COVER – GOLD



A. AIRFLOW COLLECTION



C. HARLEY-DAVIDSON LIVE TO RIDE COLLECTION – GOLD

ENGINE TRIM 391

Derby, Timer & Air Cleaner Covers

C. HARLEY-DAVIDSON® LIVE TO RIDE COLLECTION – GOLD

- Live to Ride, Ride to Live. It has become the motto of the Harley-Davidson nation, accompanying riders over millions of miles of travel. This collection is a tribute to that way of life.
1. 25700472

Derby Cover.
Fits '16-later Touring and Trike, and '15-later FLHTCUL and FLHTKL models. Also fits '07-later Touring and Trike models equipped with Narrow-Profile Outer Primary Cover P/N 25700385 or 25700438.
1. 25700961

Derby Cover.
Fits '18-later FLSB and '19-later Softail® models. Also fits '18 Softail models equipped with Narrow Profile Primary Cover P/N 25701077, 25700913, 25700937, 25700941, 25701039, 25701040 and 25701043.
1. 25340-99A

Derby Cover.
Fits '99-'00 Evolution® 1340, '99-'17 Dyna®, '99-'18 Softail (except FLSB) and '99-'15 Touring and Trike models (except FLHTCUL, FLHTKL or '07-'15 Touring or Trike models with Narrow-Profile Outer Primary Cover P/N 25700385 or 25700438).
2. 25127-04A

Derby Cover.
Fits '04-'22 XL and XR models. Includes chrome-plated stainless steel mounting hardware.
3. 25600067

Timer Cover.
Fits '17-later Milwaukee-Eight® engine-equipped models. Does not fit '23-later FLHXSE and FLTRXSE, '24-later FLHX, FLTRX and FLTRXSTSE models.
4. 32689-99A

Timer Cover.
Fits '99-'17 Twin Cam-equipped models. Includes chrome-plated stainless steel mounting hardware.
- 32581-90TB

Timer Cover. (not shown)
Fits '04-'22 XL, XR and earlier models with horizontal holes on timer cover. Includes chrome-plated stainless steel mounting hardware.
5. 61300656

Air Cleaner Trim.
Fits '17-later Touring (except '24-later FLHX and FLTRX) and Trike models with Original Equipment air cleaner cover. Does not fit CVO™ models.
6. 29328-99

Air Cleaner Trim.
Fits Evolution 1340 models, '99-'08 Dyna, '00-'15 Softail (except FLS, FLSTSB and FXS) and '99-'13 Touring and Trike models with Original Equipment air cleaner cover. Also fits models equipped with Screamin' Eagle® Round High-Flow Air Cleaner Kits with separate purchase of Rain Sock Kit P/N 28728-10 or Air Cleaner Trim Installation Kit P/N 12400158.
7. 61400455

Air Cleaner Trim – Center Bolt.
Fits '18-later FLDE, FLHC, FLHCS, FLSL, FXLR and '20-later FXST models with Original Equipment center bolt air cleaner cover.
8. 61400025

Transmission End Cover Trim.
Fits '11-'16 Touring and Trike models equipped with 103CI Twin Cam engine option.

Model Family Fitment:

- V-ROD

SPORTSTER

DYNA
- SOFTAIL

TOURING

392 ENGINE TRIM

Milwaukee-Eight® Collections

A. GLOSS BLACK ENGINE COVER KIT – MILWAUKEE-EIGHT® POWERTRAIN

Upgrade your black and chrome Milwaukee-Eight® motor to the sinister look of gloss black. Manufactured from Original Equipment components, these richly finished engine covers start your bike on its journey to the dark side. Critical gasket surfaces are masked to provide a good sealing surface with the engine. The six-piece kit includes the primary cover, cam cover, upper rocker box covers, transmission side cover and transmission top cover. Rocker box lower housings, derby cover and timer cover are available separately.

- Kit includes:
- Primary Cover
 - Cam Cover
 - Upper Rocker Box Covers (2)
 - Transmission Side Cover with Insert
 - Transmission Top Cover
- | | |
|--|-----------------------------|
| 92500059 | Six Piece Engine Cover Kit. |
| Fits '17-'20 Touring and Trike models. | |

B. MILWAUKEE-EIGHT ENGINE COVERS – GLOSS BLACK
These engine covers are the perfect start in converting your powertrain to an elegant tuxedo black look. Manufactured from Original Equipment components to ensure a perfect fit, these covers are coated with temperature-resistant paint to ensure a long-lasting finish, and critical surfaces are masked to provide good gasket seal. Complete the look with matching primary covers, rocker housings, rocker covers, cam covers and transmission covers (sold separately).

- | | |
|--|----------------|
| 25700491 | Primary Cover. |
| Fits '17-later Touring and Trike models. | |
- | | |
|---|----------------|
| 25700750 | Primary Cover. |
| Fits '18 Softail® models (except FL5B, FXBB, FXBBS, , FXLR, FXLRS, and FXLRST). | |
- | | |
|--|-------------------------------|
| 25700913 | Narrow-Profile Primary Cover. |
| Fits '18-later Softail models (except FXST, FXBB, FXBBS, FXLR, FXLRS and FXLRST). '18 models (except FL5B) require separate purchase of Softail Narrow Derby Cover and required gaskets. | |
- | | |
|--|------------|
| 25700467 | Cam Cover. |
| Fits '18-later Softail and '17-later Touring and Trike models. | |
- | | |
|---|---------------------------|
| 25700520 | Rocker Box Cover – Upper. |
| Fits '18-later Softail and '17-later Touring and Trike models (2 required). | |
- | | |
|--|--------------------------|
| 25800055 | Transmission Side Cover. |
| Fits '17-'20 Touring and Trike models. | |
- | | |
|---|-------------------------|
| 25800098 | Transmission Side Cover |
| Fits '18-later Softail and '21-later Touring and Trike models | |
- | | |
|---|-------------------------|
| 34800031 | Transmission Top Cover. |
| Fits '18-later Softail and '17-later Touring and Trike models. '18-later Softail models require separate purchase of gasket P/N 25700453. | |
- | | |
|--|--------------|
| 25700477 | Derby Cover. |
| Fits '16-later Touring and Trike, and '15-later FLHTCUL and FLHTKL models. Also fits '07-later Touring and Trike models equipped with Narrow-Profile Outer Primary Cover P/N 25700385 or 25700438. | |
- | | |
|---|--------------|
| 25700971 | Derby Cover. |
| Fits '18-later FL5B and '19-later Softail models. Also fits '18 Softail models equipped with Narrow Profile Primary Cover P/Ns 25701077, 25700913, 25700937, 25700941, 25701039, 25701040 and 25701043. | |
- | | |
|--|--------------|
| 25600098 | Timer Cover. |
| Fits '17-later Milwaukee-Eight engine-equipped models. | |
- NOTE: Removing and installing engine covers may require purchase of new gaskets. See dealer for information.



A. GLOSS BLACK ENGINE COVER KIT – MILWAUKEE-EIGHT POWERTRAIN



B. MILWAUKEE-EIGHT ENGINE COVERS – GLOSS BLACK



C. NARROW-PROFILE PRIMARY COVERS – FORWARD CONTROLS



D. OE STYLE NARROW-PROFILE DERBY COVERS – '19-LATER SOFTAIL

ENGINE TRIM 393

Engine Covers – Milwaukee-Eight®

C. NARROW-PROFILE PRIMARY COVERS – FORWARD CONTROLS

Shaped to slim the bike's left side profile, this Narrow-Profile Primary Cover provide short-limbed riders a straight leg path to the pavement. Original Equipment on '19-later Softail® models.

- | | |
|-------------|----------------|
| 1. 25701077 | Chrome. |
| 2. 25700913 | Gloss Black. |
| 3. 25701043 | Wrinkle Black. |

Also available:
Fits '18-later FXBB, FXBBS, FXLRS, FXLRST, FXLR and FXST models. '18 models require separate purchase of Softail Derby Cover and required gaskets.

25700937	Chrome.
25700941	Wrinkle Black.

D. OE STYLE NARROW-PROFILE DERBY COVERS – '19-LATER SOFTAIL®

- Fits '18-later FL5B and '19-later Softail models. Also fits '18 Softail models equipped with Narrow Profile Primary Cover P/Ns 25701077, 25700913, 25700937, 25700941, 25701039, 25701040 and 25701043.
- | | |
|-------------|----------------|
| 1. 25700934 | Polished. |
| 2. 25700970 | Black Denim. |
| 3. 25700971 | Gloss Black. |
| 4. 25700972 | Wrinkle Black. |
| 5. 25700968 | Black Fin. |

- Model Family Fitment:
- | | | |
|-----------|-------------|--------|
| ■ V-ROD | ■ SPORTSTER | ■ DYNA |
| ■ SOFTAIL | ■ TOURING | |


394 ENGINE TRIM

Derby, Timer & Air Cleaner Covers

A. CLASSIC CHROME COVERS

From the design philosophy of less is more, we bring you this collection of basic chrome accessories, which provides a clean, custom look that is guaranteed to turn heads.

- 1. 25700388** Derby Cover.
Fits '16-later Touring and Trike, and '15-later FLHTCUL and FLHTKL models. Also fits '07-later Touring and Trike models equipped with Narrow-Profile Outer Primary Cover P/N 25700385 or 25700438.
- 1. 60766-06** Derby Cover. (not shown)
Fits '06-'17 Dyna® and '07-'18 Softail® (except FLSB), '07-'15 Touring and Trike models (except FLHTCUL, FLHTKL or '07-'15 Touring or Trike models equipped with Narrow-Profile Outer Primary Cover P/N 25700385 or 25700438). Does not fit with passenger footboards in the "medium" or "low" position when flipped up.
- 2. 34760-04** Derby Cover.
Fits '04-'22 XL models.
- 3. 32584-88TA** Timer Cover.
Fits '04-'22 XL, XR and earlier models with horizontal holes on timer cover. Includes chrome-plated stainless steel mounting hardware.
- 4. 32679-99A** Timer Cover.
Fits Twin Cam-equipped models. Includes chrome-plated stainless steel mounting hardware.
- 5. 25600097** Timer Cover.
Fits '17-later Milwaukee-Eight® engine-equipped models. Does not fit '23-later FLHXSE and FLTRXSE, '24-later FLHX, FLTRX and FLTRXSTSE models.
- 34761-04A** Chain Inspection Cover. (not shown)
Fits '04-'22 XL models.
- 6. 60529-90A** Chain Inspection Cover.
Fits '91-'05 Dyna models (except FXDWG).
- 7. 60572-86** Chain Inspection Cover.
Fits '93-'05 FXDWG and '86-'06 FLST, FXST and FXSTS models.



A. CLASSIC CHROME COVERS



B. BLACK FIN COLLECTION



B. BLACK FIN COLLECTION



C. BLACK DERBY COVERS



C. BLACK DERBY COVERS

ENGINE TRIM 395

Engine Covers – Milwaukee-Eight®

B. BLACK FIN COLLECTION


Finish the sinister black look of your motorcycle with the Black Fin Collection from Harley-Davidson. The raised horizontal lines on these die-cast covers echo the traditional cylinder fin look, and the wrinkle black finish is a perfect match for the blacked-out primary, cam cover and Finned Headbolt Bridge Kit.

- 1. 25454-01** Derby Cover.
Fits '99-'00 Evolution® 1340, '99-'17 Dyna®, '99-'18 Softail® (except FLSB) and '99-'15 Touring and Trike models (except FLHTCUL, FLHTKL or '07-'15 Touring or Trike models with Narrow-Profile Outer Primary Cover P/N 25700385 or 25700438).
- 2. 25600142** Timer Cover.
Fits '17-later Milwaukee-Eight® engine-equipped models. Does not fit '23-later FLHXSE and FLTRXSE, '24-later FLHX, FLTRX and FLTRXSTSE models.
- 3. 32677-01** Timer Cover.
Fits '99-'17 Twin Cam-equipped models.

C. BLACK DERBY COVERS

Available in your choice of wrinkle black or gloss black finish, these simple Derby Covers add a finishing touch to your blacked-out engine.

- Fits '06-'17 Dyna and '07-'18 Softail (except FLSB), and '07-'15 Touring and Trike models (except FLHTCUL, FLHTKL or '07-'15 Touring or Trike models equipped with Narrow-Profile Outer Primary P/N 25700385 or 25700438). Does not fit with passenger footboards in the "medium" or "low" position when flipped up.
- 60713-07** Wrinkle Black.
- 25700020** Gloss Black.
- Fits '16-later Touring and Trike, and '15-later FLHTCUL and FLHTKL models. Also fits '07-later Touring and Trike models equipped with Narrow-Profile Outer Primary Cover P/N 25700385 or 25700438.
- 25700477** Gloss Black.
- Fits '04-'22 XL models.
- 34790-05** Wrinkle Black.

Model Family Fitment:		
V-ROD	SPORTSTER	 DYNA
SOFTAIL	TOURING	

396 ENGINE TRIM

Engine Covers – Milwaukee-Eight®

A. MILWAUKEE-EIGHT® ENGINE ACCENT KIT

Get your high-performance engine noticed with this new Milwaukee-Eight® Engine Accent Kit. The kit includes tappet covers, lower rocker box covers, and pushrod collars that add dramatic contrasting color to the powertrain. A great way to detail out an engine upgraded with a Screamin' Eagle® Stage Kit.

Fits '17-later models equipped with Milwaukee-Eight® engine..

92500122	Orange.
92500121	Red.

B. INNER PRIMARY COVER TRIM

Get the look of a custom inner primary cover without tearing apart the drive train. Designed to wrap the top surface of the wrinkle-painted inner primary cover, this die-cast shell provides a beefy finished look to the engine cases. Easy to install, the cover is secured with the outer primary hardware, and held in place at multiple points for quiet operation. Available in your choice of brilliant chrome or gloss black finish, the complete kit includes matching mounting hardware.

25700631	Chrome.
Fits '17-later Touring and Trike models	

C. STARTER MOTOR END COVER

It's the details that make the complete custom bike. This starter end cover dresses the end of the starter motor for a clean look, Available in mirror chrome or rich gloss black to match your customizing style.

31400088	Chrome.
Fits '17-later Touring and Trike models. Does not fit models equipped with CoolFlow™ Fan P/N 26800120, 26800121 or 26800128.	



A. MILWAUKEE-EIGHT ENGINE ACCENT KIT – ORANGE



A. MILWAUKEE-EIGHT ENGINE ACCENT KIT – RED



B. INNER PRIMARY COVER TRIM – CHROME



C. STARTER MOTOR END COVER – GLOSS BLACK



D. PUSHROD COVER KIT – GLOSS BLACK
(SHOWN WITH TAPPET COVERS – GLOSS BLACK)



D. PUSHROD COVER KIT – GLOSS BLACK



E. TAPPET COVERS – GLOSS BLACK



F. FRONT ENGINE MOUNT STABILIZER LINK



G. FINNED SPARK PLUG COVERS

ENGINE TRIM 397

Engine Covers – Milwaukee-Eight®

D. PUSHROD COVER KIT – GLOSS BLACK

Complete the sinister look. These covers replace existing chrome covers to give your bike a blacked-out appearance down to the smallest detail. Pushrod covers are finished in gloss black and the kit includes the four bottom cover tubes, four upper clips and four center collars. Cover Kit can be installed on engines already equipped with Adjustable Pushrods or can be installed by removing rocker box covers, rocker arms and non-adjustable pushrods. Consult your dealer or service manual for installation.

17900081	
Fits '17-later Milwaukee-Eight® engine-equipped models. Requires prior installation of Adjustable Pushrods or removal of rocker box covers, rocker arms and fixed-length pushrods.	

E. TAPPET COVERS – GLOSS BLACK

Complete your Twin Cam engine's conversion to a total blacked-out look. These gloss black tappet blocks replace the stock bright-finished components for a sinister appearance, and are manufactured from Original Equipment components for perfect fit and function. Gasket surface has been masked to ensure good oil seal. Kit comes complete with a front and rear cylinder lifter covers and two base gaskets.

25700890	
Fit's '17-later Milwaukee-Eight engine-equipped models. Sold in pairs.	

F. FRONT ENGINE MOUNT STABILIZER LINK

Add a custom style to the front end with this brilliant chrome-plated Engine Mount Stabilizer Link. This custom heim joint assembly complements the chrome Billet Front Engine Mount Bracket P/N 16205-10. Kit includes chrome mounting hardware.

Fits '09-later Touring and Trike models.	
16213-10	Chrome.
16400055	Black.

G. FINNED SPARK PLUG COVERS

Complete the finned look from the base of the cylinder all the way to the rocker box. These aluminum Finned Spark Plug Covers fill the spark plug pockets and complete the horizontal fin look across the top of the left-hand side of the engine. Firmly held in place by spring clips, these easy-to-install finned covers slip into position and do not require removal of the spark plugs for installation. Sold in pairs.

Fits '17-later Milwaukee-Eight® Engines. Does not fit '23-later FLHXSE and FLTRXSE and '24-later FLHX, FLTRX and FLTRXSTSE models.

25800061	Black.
----------	--------

Model Family Fitment:			
	V-ROD		SPORTSTER
	SOFTAIL		DYNA
	TOURING		

398 ENGINE TRIM

Engine Covers – Twin Cam

A. TWIN CAM ENGINE COVERS – GLOSS BLACK

These engine covers are the perfect start in converting your powertrain to an elegant tuxedo black look. Manufactured from Original Equipment components to ensure a perfect fit, these covers are masked and coated with temperature-resistant paint to ensure a long-lasting finish. Complete the look with matching primary covers, rocker housings, rocker covers, cam covers and transmission covers (sold separately).

60876-11A Primary Cover.
Fits '07-'17 Softail® models. Also fits '06-'17 FLD and Dyna® models equipped with factory forward controls. Will not fit with Accessory Forward Controls.

60886-11A Primary Cover.
Fits '07-'15 Touring and Trike models (except FLHTCUL and FLHTKL).

25700438 Narrow Primary Cover.
Fits '07-'16 Touring and Trike models. Installation requires separate purchase of narrow derby cover, derby cover gasket and primary gasket. Chrome is Original Equipment on '15-'16 FLHTCUL and FLHTKL and '16 Touring and Trike models.

17707-11 Rocker Box Cover.
Fits '99-'17 Dyna, '00-'17 Softail, and '99-'16 Touring and Trike models (2 required).

17709-11 Rocker Box Lower Housing.
Fits '99-'17 Dyna, '00-'17 Softail, and '99-'16 Touring and Trike models (2 required).

37198-11 Cam Cover.
Fits '01-'17 Dyna, Softail and '01-'16 Touring and Trike models (except '01 EFI Touring).

37193-11 Transmission Side Cover.
Fits '06-'17 Dyna, and '07-'17 Softail (except FLSS, FLSTFBS, FXCW, FXCWC, FXSB and FXSE), and '07-'16 Touring and Trike models. Does not fit models equipped with a hydraulic clutch.

25700180 Transmission Side Cover.
Fits '13-'16 Touring and Trike models equipped with hydraulic clutch.

37195-11 Transmission Top Cover.
Fits '06-'17 Dyna and '07-later Softail and '07-'16 Touring and Trike models.

25700020 Derby Cover.
Fits '06-'17 Dyna and '07-'18 Softail (except FLSB) and '07-'15 Touring and Trike models (except FLHTCUL, FLHTKL or '07-'15 Touring or Trike models equipped with Narrow-Profile Outer Primary Cover P/N 25700385 or 25700438).

25700477 Derby Cover.
Fits '16-later Touring and Trike, and '15-later FLHTCUL and FLHTKL models. Also fits '07-later Touring and Trike models equipped with Narrow-Profile Outer Primary Cover P/N 25700385 or 25700438.

NOTE: Removing and installing engine covers may require purchase of new gaskets. See dealer for information.



A. TWIN CAM ENGINE COVERS – GLOSS BLACK



A. TWIN CAM ENGINE COVERS – GLOSS BLACK



B. TWIN CAM ENGINE COVERS – WRINKLE BLACK



B. TWIN CAM ENGINE COVERS – WRINKLE BLACK

ENGINE TRIM 399

Engine Covers – Twin Cam

B. TWIN CAM ENGINE COVERS – WRINKLE BLACK

These black powder-coated engine covers are the perfect start in converting your powertrain to a striking wrinkle black look. Manufactured from Original Equipment components, these covers are masked and painted on the factory production paint line to ensure a matching wrinkle black or texture black finish and a perfect fit. Complete the blacked-out look with matching primary covers, rocker housings, rocker covers, cam covers and transmission covers (sold separately).

60758-06A Primary Cover.
Fits '06-'17 Dyna® models with mid controls.

60717-07A Primary Cover.
Fits '07-'17 Softail® models. Also fits '06-'17 FLD and Dyna models equipped with factory forward controls.

60706-09A Primary Cover.
Fits '07-'15 Touring and Trike models (except FLHTCUL or FLHTKL).

60715-99B Primary Cover.
Fits '99-'05 Dyna and '99-'06 Softail models.

17620-99 Rocker Box Cover.
Fits '99-'17 Dyna, '00-'17 Softail and '99-'16 Touring and Trike models (2 required).

17618-99A Rocker Box Lower Housing.
Fits '99-'17 Dyna, '00-'17 Softail and '99-'16 Touring and Trike models (2 required).

25364-01B Cam Cover.
Fits '01-'17 Dyna, Softail and '01-'16 Touring and Trike models (except '01 EFI Touring).






37135-06 Transmission Side Cover.
Fits '06-'17 Dyna, '07-'17 Softail (except FLSS, FLSTFBS, FXCW, FXCWC, FXSB and FXSE), and '07-'16 Touring and Trike models. Does not fit models equipped with a hydraulic clutch.

37189-99 Transmission Side Cover.
Fits '99-'05 Dyna, '00-'06 Softail and '99-'06 Touring models.

34521-06B Transmission Top Cover.
Fits '06-'17 Dyna and '07-'17 Softail, '07-'16 Touring and Trike models.

60713-07 Derby Cover.
Fits '06-'17 Dyna and '07-'18 Softail (except FLSB), and '07-'15 Touring and Trike models (except FLHTCUL, FLHTKL or '07-'15 Touring or Trike models equipped with Narrow-Profile Outer Primary Cover P/N 25700385 or 25700438).

NOTE: Removing and installing engine covers may require purchase of new gaskets. See dealer for information.

Model Family Fitment:			
	V-ROD		SPORTSTER
	SOFTAIL		DYNA
	TOURING		

400 ENGINE TRIM

Engine Covers – Twin Cam

A. TWIN CAM ENGINE COVERS – CHROME

Dress the engine of your Twin Cam-equipped model in chrome. These chrome-plated components are manufactured to Original Equipment specifications for exact fit and finish.

Outer Primary Covers

60764-06A
Fits '06-'17 Dyna® models with mid controls.

60782-06A
Fits '06-'17 Dyna models with forward controls and '07-'17 Softail® models.

60553-07A
Fits '07-'15 Touring and Trike models (except FLHTKL and FLHTCUL).

25700385 Narrow-Profile.
Fits '07-'16 Touring and Trike models. Installation requires separate purchase of narrow derby cover, derby cover gasket and primary gasket. Chrome is Original Equipment on '15-'16 FLHTCUL and FLHTKL and '16 Touring and Trike models.

60543-99B
Fits '99-'05 Dyna and '99-'06 Softail models.

60665-99B
Fits '99-'06 Touring models. Fits '94-'98 Touring models when used with Clutch Cover P/N 60668-99 and Gasket P/N 25416-99C.

Cam Covers

25369-01B
Fits '01-'17 Dyna, Softail, and '01-'16 Touring and Trike models. (except '01 EFI Touring).

Transmission Side Covers

37116-06
Fits '06-'17 Dyna, and '07-'17 Softail (except FLSS, FLSTFBS, FXCW, FXCWC, FXSB and FXSE), and '07-'16 Touring and Trike models. Does not fit models equipped with a hydraulic clutch.

37105-99
Fits '99-'05 Dyna, '00-'06 Softail and '99-'06 Touring models.

Rocker and Tappet Covers

Fits '99-'17 Dyna, '00-'17 Softail and '99-'16 Touring and Trike models.


17572-99	Rocker Cover.
17573-99A	Lower Rocker Housing.
17964-99	Tappet Cover, Front.
17966-99	Tappet Cover, Rear.



A. TWIN CAM ENGINE COVERS – CHROME



A. TWIN CAM ENGINE COVERS – CHROME




B. INNER PRIMARY COVER TRIM – CHROME
(TOURING AND TRIKE SHOWN)



B. INNER PRIMARY COVER TRIM – CHROME



C. CYLINDER BASE COVER – SMOOTH



D. TAPPET BLOCK ACCENT



E. GASKET KIT FOR BLACK INNER PRIMARY



E. GASKET KIT FOR BLACK INNER PRIMARY

ENGINE TRIM 401

Engine Covers – Twin Cam

B. INNER PRIMARY COVER TRIM – CHROME

Get the look of a chrome inner primary cover without tearing apart the drive train. Designed to wrap the top surface of the painted inner primary cover, this mirror chrome die-cast shell provides a beefy finished look to the engine cases. Easy to install, the cover is secured with the outer primary hardware, and held in place at four points for quiet operation. Kit includes required mounting hardware. For a complete custom look, consider adding a Chrome Cylinder Base Cover and Classic Chrome Socket Head Screw Covers (sold separately).

60885-10
Fits '09-'16 Touring and Trike models. Also fits with Chrome Starter Cover P/N 66477-10.

C. CYLINDER BASE COVER – SMOOTH

Add a finished chrome look to the left side of your Twin Cam engine. This easy-to-install kit includes all necessary mounting hardware.

32042-07
Fits '07-'17 Softail models (except FLSS and FLSTFBS). Will not fit CVO™ models and models equipped with 110-cubic-inch engines.

32077-07
Fits '06-'17 Dyna® (except FXDLS) and '07-'16 Touring and Trike models. Will not fit CVO models and models equipped with 110-cubic-inch engines.

D. TAPPET BLOCK ACCENT

Shaped to fill the gap between the tappet blocks, this unique cover adds a splash of chrome to the profile of your engine. The die-cast cover is polished and chrome-plated to a mirror finish. Easy to install.

61400002
Fits '99-'17 Twin Cam-equipped models. Does not fit with Lifter Block Covers P/N 18248-99, 18278-06 and 18262-00 or Billet Lifter Cover P/N 18088-02.

E. GASKET KIT FOR BLACK INNER PRIMARY






It's the details that count. This gasket kit eliminates the silver shadow line you see between the engine and primary. It's the perfect finishing touch any time the primary has been removed for engine service or during the installation of other accessories. Comprehensive kit contains all gaskets and hardware required to reinstall the primary.

25700337
Fits '06-'17 Dyna, '07-'17 Softail, and '07-'16 Touring and Trike models.

Also available:
EVOLUTION® 1340 ENGINE COVERS – CHROME

Inspection Covers – with Shifter Hole
60529-90A
Fits '91-'05 Dyna® models (except FXDWG).

Inspection Covers – without Shifter Hole
60572-86
Fits '93-'05 FXDWG and '86-'06 FLST, FXST and FXSTS models.

Model Family Fitment:			
 V-ROD	 SPORTSTER	 DYNA	
 SOFTAIL	 TOURING		

402 ENGINE TRIM

Engine Covers – Twin Cam

A. ENGINE/TRANSMISSION INTERFACE COVER
Featuring a ribbed design for sharp surface contrasts, this chrome Engine/Transmission Interface Cover provides a custom option to conceal the space between the cam cover and the transmission. The cover stretches from the gearcase cover to the rear of the transmission, and frames the transmission side cover with a band of chrome for a complete custom look. Kit includes all necessary mounting hardware.

66543-08
Fits '07-'17 Softail® models (except FLSS, FLSTFBS, FLSTNSE, FLSTSC, FXCW, FXCWC, FXSB, FXSBSE and FXSE). Does not fit models equipped with hydraulic clutch.

B. HARLEY-DAVIDSON® GENUINE HIGH PERFORMANCE 1.4KW STARTER
This starter offers both great styling and increased performance, providing 15% greater torque than the stock replacement starter. Engineered and tested by Harley-Davidson from the ground up, this starter offers unparalleled reliability and durability. No special battery or battery cable requirements.

Fits '06-'17 Dyna® (except ABS equipped models) and '07-'17 Softail and '07-'16 Touring and Trike models.
31619-06A Black Finish.
31621-06A Chrome Finish.
Fits '99-'00 FXR, '94-'05 Dyna and '94-'06 Softail and Touring models.
31335-03A Black Finish.
31559-99A Chrome Finish.

C. STARTER SOLENOID COVER KIT – CHROME
Add chrome to an often overlooked area with this cover, featuring the same high-quality, bright finish used on most of our accessories.

31783-00
Fits '94-later models (except '02-'17 VRSC™, '15-later XG, '18-later Softail and '17-later Touring and Trike models).

D. FRONT ENGINE MOUNT COMPONENTS – CHROME
A must-have for any chrome connoisseur, this chrome-plated Front Engine Mount Bracket will set your custom apart from the rest. The chrome bracket is machined from premium 6061-T6 aluminum, and is a direct bolt-on replacement for the Original Equipment bracket. Can be used with the stock stabilizer link, or dressed up with the optional chrome Front Engine Mount Stabilizer Link P/N 16213-10. Kit includes chrome mounting hardware.


16205-10 Front Engine Mount Bracket.
Fits '08-'16 Touring models.

Add a custom style to the front end with this brilliant chrome-plated Engine Mount Stabilizer Link. This custom heim joint assembly complements the chrome Billet Front Engine Mount Bracket P/N 16205-10. Kit includes chrome mounting hardware.

16213-10 Front Tie Link.
Fits '09-later Touring and Trike models.



A. ENGINE/TRANSMISSION INTERFACE COVER



B. HARLEY-DAVIDSON GENUINE HIGH PERFORMANCE 1.4KW STARTER – CHROME



B. HARLEY-DAVIDSON GENUINE HIGH PERFORMANCE 1.4KW STARTER – BLACK



C. STARTER SOLENOID COVER KIT – CHROME



D. BILLET FRONT ENGINE MOUNT BRACKET



E. FRONT ENGINE MOUNT COMPONENTS – BLACK



F. PUSHROD COVER KIT – GLOSS BLACK



G. PUSHROD TUBE COLLARS – GLOSS BLACK

ENGINE TRIM 403

Engine Covers – Twin Cam

E. FRONT ENGINE MOUNT COMPONENTS – BLACK
Perfect for installation on a blacked-out engine, these black engine mount components replace the factory silver-finished parts and blend these functional items into the background. Manufactured from Original Equipment components for perfect fit and proven reliability.

16400056 Front Engine Mount Bracket.
Fits '08-'16 Touring models.

16400055 Front Tie Link.
Fits '09-later Touring models.

F. PUSHROD COVER KIT – GLOSS BLACK
Complete the Dark Custom look. These covers replace existing chrome covers to give your bike a blacked-out appearance down to the smallest detail. Pushrod covers are finished in gloss black and the kit includes the four bottom cover tubes and the four upper clips. Installation retains the Original Equipment chrome short center tube to create a high-contrast accent. Cover Kit can be installed on engines already equipped with Adjustable Pushrods or can be installed by removing rocker box covers, rocker arms and non-adjustable pushrods. Consult your dealer or service manual for installation.

17900033 Covers Only.
Fits '99-'17 Twin Cam-equipped models. Requires prior installation of Adjustable Pushrods or removal of rocker box covers, rocker arms and fixed-length pushrods.

G. PUSHROD TUBE COLLARS – GLOSS BLACK
Manufactured from Original Equipment components for perfect fit and function, these Pushrod Collars complete your Twin Cam engine's conversion to the total blacked-out look. Covers replace the chrome-finished factory covers, and fit with stock or Screamin' Eagle® Quick-Install Pushrods.

17900076
Fits '84-'00 Evolution® 1340 and '99-'17 Twin Cam-equipped models. Installation requires use of Adjustable Pushrods or removal of rocker box covers, rocker arms and fixed-length pushrods.

Model Family Fitment:			
V-ROD	SPORTSTER	DYNA	
SOFTAIL	TOURING		

404 ENGINE TRIM

Sportster® Engine & Transmission Trim

A. TAPPET COVERS – BLACK

Complete your Twin Cam engine’s conversion to a total blacked-out look. These textured black tappet blocks replace the stock bright-finished components for a sinister appearance, and are manufactured from Original Equipment components for perfect fit and function.

25700653
Fits '99-'17 Twin Cam-equipped models. Sold in pairs.


B. STARTER MOTOR END COVER – GLOSS BLACK

It’s the details that make the complete custom bike. This gloss black round starter end cover replaces the factory-installed chrome cover and is the ideal finishing touch for converting your powertrain to an elegant tuxedo black look. Manufactured from Original Equipment components to ensure a perfect fit, this cover is coated with temperature-resistant finish to ensure a long-lasting finish.


31400092
Fits '08-'16 Touring and Trike models.



A. TAPPET COVERS – BLACK



B. WRINKLE BLACK ENGINE COVERS



B. STARTER MOTOR END COVER – GLOSS BLACK
(SHOWN WITH SPEED CHECK TRANSMISSION DIPSTICK)



B. WRINKLE BLACK ENGINE COVERS

ENGINE TRIM 405

Sportster® Engine & Transmission Trim

B. WRINKLE BLACK ENGINE COVERS

These black powder-coated engine covers are the perfect start in converting your powertrain to a striking wrinkle black look. Manufactured from Original Equipment components, these covers are masked and painted on the factory production paint line to ensure a matching wrinkle black or texture black finish and a perfect fit. Complete the blacked-out look with matching primary covers, rocker housings, rocker covers, cam covers and transmission covers (sold separately).

- 1. Gearcase Cover**
25486-05 Fits '04-'22 XL models.
- 2. Transmission Sprocket Cover**
34943-05 Fits '04-'22 XL models.
- 3. Rocker Box Lower Housing** (each)
17645-07A Fits '07-'22 XL models.
- 4. Rocker Box Cover** (each)
17655-05 Fits '04-'22 XL models.
- 5. Primary Cover**
25307-06 Fits '06-'22 XL models.
- 6. Primary Chain Inspection Cover**
34794-05A Fits '04-'22 XL models.
- 7. Derby Cover**
34790-05 Fits '04-'22 XL models.

NOTE: Removing and installing engine covers may require purchase of new gaskets. See dealer for information.

Shown with:
SCREAMIN' EAGLE® EXTREME BILLET AIR CLEANER KIT – CHISEL

The bold styling of this intake system looks just as impressive as the long patch of burnout rubber you just laid down. The forged billet aluminum cover tops off a cast back plate with integral breather for a smooth transition to the throttle body. The race-inspired air cleaner is engineered to flow high volumes of air and the washable pleated element provides the ideal combination of efficiency and engine protection. Available in your choice of style and finish, this easy-to-install kit includes all mounting hardware and rain sock. 50-State U.S. EPA compliant.

29400127 Cut Back Gloss Black.
Fits '07-'22 XL models with Original Equipment throttle body. All EFI models require ECM calibration for proper installation. '17-later models require recalibration with Screamin' Eagle® Pro Street Tuner (sold separately). Labor cost not included. See Dealer for details.

GO LIGHT These Screamin' Eagle products are 50-state street compliant for sale and use on all vehicles, including those that are pollution-controlled. Complies with the requirements of 40 CFR Part 86, subparts E and F. Street legal and/or street compliant statements refer to product meeting 50-state emissions and noise standards in the United States.

Model Family Fitment:

V-ROD	SPORTSTER	DYNA
SOFTAIL	TOURING	

GO LIGHT These Screamin' Eagle products are 50-state street compliant for sale and use on all vehicles, including those that are pollution-controlled. Complies with the requirements of 40 CFR Part 86, subparts E and F. Street legal and/or street compliant statements refer to product meeting 50-state emissions and noise standards in the United States.

406 ENGINE TRIM

Sportster® Engine & Transmission Trim

A. CHROME ENGINE COVERS

Dress the engine of your Sportster® model in chrome. These polished and chrome-plated components are manufactured to Original Equipment specifications for exact fit and finish.

1. Primary Cover	
25460-06	Fits '06-'22 XL models.
25460-04	Fits '04-'05 XL models.
2. Gearcase Cover	
25213-04	Fits '04-'22 XL models.
3. Transmission Sprocket Cover	
34932-04	Fits '04-'22 XL models.
4. Rocker Box Lower Housing (each)	
17537-07A	Fits '07-'22 XL models.
5. Rocker Box Cover (each)	
17551-04	Fits '04-'22 XL models.
6. Primary Chain Inspection Cover	
34761-04A	Fits '04-'22 XL models.
7. Derby Cover	
34760-04	Fits '04-'22 XL models.

Shown with:
SMOOTH AIR CLEANER COVER
Wrap your Screamin' Eagle® round air cleaner element in style. The mirror chrome low-profile Air Cleaner Cover shields the element and opens breathing space between the backing plate and the cover. Cut-away bottom design exposes the air cleaner element to maximize the airflow. Easy to install, the one-piece cover is the ideal complement to the Chrome Air Cleaner Back Plate P/N 29510-05.


29153-07
Fits '07-'22 XL models equipped with Screamin' Eagle Round High-Flow Air Cleaner Kits and '99-'17 Twin Cam models equipped with Screamin' Eagle Round High-Flow Air Cleaner Kits.




A. CHROME ENGINE COVERS



A. CHROME ENGINE COVERS



B. PUSHROD COVER KIT – GLOSS BLACK



C. TAPPET COVERS – GLOSS BLACK



D. FRONT ENGINE MOUNT STABILIZER LINK

ENGINE TRIM 407

Sportster® Engine Trim

B. PUSHROD COVER KIT – GLOSS BLACK

These Pushrod Covers add to your bike's blacked-out look and are coated with durable, heat-resistant gloss black paint. The kit includes four bottom cover tubes and four upper clips. Pushrod Covers are a great add-on when upgrading the top end of your engine with Screamin' Eagle® performance cylinder heads.

17900083
Fits '04-'22 XL and XR models. Includes 4 Pushrod covers. Requires removal of cylinder heads for installation.

C. TAPPET COVERS – GLOSS BLACK

Complete your Sportster® engine's conversion to a total blacked-out look. These Tappet Covers replace the bright-finished stock covers and are manufactured from Original Equipment components with heat-resistant gloss black paint for perfect fit and function.

17900084
Fits '04-'22 XL and XR models. Includes 2 covers and 2 gaskets. Requires removal of cylinder heads for installation.

D. FRONT ENGINE MOUNT STABILIZER LINK

Add a custom style to the front end with this brilliant chrome-plated Engine Mount Stabilizer Link. This custom heim joint assembly is designed to link the engine to the engine mount bracket and can be used to replace the Original Equipment upper or lower front tie link. For a complete transformation, install two Stabilizer Links and the complementing chrome Billet Front Engine Mount Bracket P/N 16400022. Kit includes one stabilizer link and chrome mounting hardware.

16400020
Fits '04-'22 XL and '08-'13 XR models.

Model Family Fitment:			
■ V-ROD	■ SPORTSTER	■ DYNA	
■ SOFTAIL	■ TOURING		

408 ENGINE TRIM

Air Cleaner Covers

A. AIR CLEANER TRIM – BRUSHED ALUMINUM
Show off your Milwaukee-Eight® engine’s displacement with pride. Available for 107- and 114-cubic-inch engines, this brushed aluminum and black trim is the perfect complement to chrome or black engine finishes. This easy-to-install self-adhesive formed aluminum trim fits perfectly into the recessed face of the Softail models Original Equipment perimeter bolt air cleaner cover.

61300788	107 Logo.
Fits '18-later FLFB, FL5B, FXBB, FXBR and FXFB models with Original Equipment perimeter bolt air cleaner cover.	

B. AIR CLEANER COVER – GLOSS BLACK
Complete the blacked-out look. Original Equipment on the FLSS model, this Gloss Black Air Cleaner Cover adds a sinister touch without changing the signature profile of your late model Twin Cam motor.

61300536
Fits '16-'17 Softail (except FLSTFBS) and '14-'16 Touring and Trike models (except CVO™) with Original Equipment Air Cleaner or models equipped with Screamin' Eagle Round High-Flow Air Cleaner P/N 29400233 or 29400234.

C. SCREAMIN' EAGLE® VENTILATOR ELITE AIR CLEANER COVER
Add a luxurious finishing touch to your Ventilator Air Cleaner. Designed as a direct replacement for the Screamin' Eagle® and CVO™ Ventilator Air Cleaners, this easy-to-install cover features a sleek center bar design surrounded with carbon fiber inserts. Kit includes low-profile cover, diamond-cut Screamin' Eagle medallion and chrome mounting hardware.

Fits '10-'17 Dyna®, '09-'16 Softail®, '09-'16 Touring and Trike models equipped with Ventilator Air Cleaner Kits. Also fits Dyna HO103 and CVO™ models with Original Equipment Ventilator Air Cleaner.

61300516	Chrome.
61300517	Gloss Black.



A. AIR CLEANER TRIM – BRUSHED ALUMINUM



B. AIR CLEANER COVER – GLOSS BLACK



C. SCREAMIN' EAGLE VENTILATOR ELITE AIR CLEANER COVER – CHROME



C. SCREAMIN' EAGLE VENTILATOR ELITE AIR CLEANER COVER – GLOSS BLACK



D. MILWAUKEE-EIGHT ENGINE AIR CLEANER COVER – GLOSS BLACK



E. SMOOTH AIR CLEANER COVER



F. BOBBER-STYLE ROUND AIR CLEANER COVER – CHROME



F. BOBBER-STYLE ROUND AIR CLEANER COVER – GLOSS BLACK

ENGINE TRIM 409
Air Cleaner Covers

D. MILWAUKEE-EIGHT® ENGINE AIR CLEANER COVER – GLOSS BLACK
Complete the blacked-out look. This Gloss Black Air Cleaner Cover adds a sinister touch without changing the signature profile of your Milwaukee-Eight® engine.

61300828
Fits '17-later Touring (except CVO™) and Trike models with Original Equipment air cleaner or Screamin' Eagle® Wedge High-Flow Air Cleaner.

E. SMOOTH AIR CLEANER COVER
Wrap your Screamin' Eagle round air cleaner element in style. The mirror chrome low-profile Air Cleaner Cover shields the element and opens breathing space between the backing plate and the cover. Cut-away bottom design exposes the air cleaner element to maximize the airflow. Easy to install, the one-piece cover is the ideal complement to the Chrome Air Cleaner Back Plate P/N 29510-05.

29153-07
Fits '07-'22 XL models equipped with Screamin' Eagle Round Filter Air Cleaner Kits and '99-'17 Twin Cam models equipped with Screamin' Eagle Round High-Flow Air Cleaner Kits.

F. BOBBER-STYLE ROUND AIR CLEANER COVER
Low-profile round air cleaner cover adds an attractive nostalgic look to any bike's profile. The cover features a cut-away bottom design that exposes the filter element to maximize the airflow when installed with a Screamin' Eagle High-Flow Air Cleaner Kit.

Fits '12-'16 XL1200V and '11-'15 FLS and FXS models with Original Equipment round air cleaner. Also fits models equipped with Screamin' Eagle Round High-Flow Air Cleaner Kits.

61300120	Chrome.
61300128	Gloss Black.

Model Family Fitment:

V-ROD	SPORTSTER	DYNA
SOFTAIL	TOURING	

410 ENGINE TRIM

Oil Temp & Level

A. OIL LEVEL AND TEMPERATURE DIPSTICK WITH LIGHTED LCD READOUT
New and improved capacitive level sensing technology provides the highest degree of accuracy and durability. Now available in chrome and black, these dipsticks allow you to check your oil level and oil temperature with the push of a button. Add function and style by replacing your stock dipstick with this hard-working version. No more grabbing a rag to pull your hot dipstick. No more oil drips on your pipes and on the garage floor. Simply push the button and this dipstick lights up with a brilliant backlight. Oil level is indicated by a four-segment readout—it even reminds you to check your oil when it is hot. Designed to be waterproof, the LCD (liquid crystal display) readout operates on a long-lasting, replaceable lithium coin-type battery (CR2032 3V, P/N 91800066). Display features a low battery indicator and press-and-hold feature to toggle between Fahrenheit and Celsius.

Fits '04-'22 XL and XR models.	
62700009	Chrome.
62700011	Gloss Black.
Fits '17-later Touring models.	
62700180	Chrome.
62700194	Gloss Black.
Fits '07-'16 Touring models (except models equipped with a Sidecar). Will not fit Touring models equipped with Engine/Transmission Interface Cover P/N 66532-07.	
63004-09A	Chome.
Fits '09-'16 Trike models. Also fits '09-'16 Touring models equipped with a sidecar.	
62700005A	Chrome.
Also available: LCD DIPSTICK BATTERY AND SEAL KIT Kit includes CR2032 3V Lithium Replacement Battery and waterproof seal kit.	
91800066	

B. OIL DIPSTICK WITH TEMPERATURE GAUGE Replace your Original Equipment oil dipstick with this custom-styled version featuring an easy-to-see mechanical temperature readout with Harley-Davidson logo. A chrome-plated cap completes the styling and provides an easy grip for removal.	
62896-00B	
Fits '00-'17 Softail models (except FXCW, FXCWC, FXSB, FXSBSE, FXSE and '09 FXSTSSE).	
62668-87TA	Fits '84-'99 Softail models.
63023-05	Fits '04-'22 XL and XR models.
62667-87TA	Fits '82-'03 XL models.



A. OIL LEVEL AND TEMPERATURE DIPSTICK – CHROME (DYNA SHOWN)




A. OIL LEVEL AND TEMPERATURE DIPSTICK – CHROME (SPORTSTER SHOWN)



B. OIL DIPSTICK WITH TEMPERATURE GAUGE (SOFTAIL SHOWN)



B. OIL DIPSTICK WITH TEMPERATURE GAUGE ('04-LATER SPORTSTER SHOWN)



C. CHROME OIL DIPSTICK – '06-LATER DYNA



D. FUEL TANK FITTING COVER








E. BRAIDED STAINLESS STEEL EFI FUEL LINE

ENGINE TRIM 411

Oil Level Dipsticks & Fuel Lines

C. CHROME OIL DIPSTICK Easy-to-install chrome-plated oil dipstick adds a finishing touch and shows your attention to detail.	
62858-99	Fits '99-'06 Touring models.
D. FUEL TANK FITTING COVER This classic chrome styled two-piece die-cast cover conceals the EFI fuel line fitting below the tank. Easy to install, the kit includes chrome-plated hardware and hex key wrench.	
62809-06	Fits '04-'07 fuel injected Dyna®, '02-'17 fuel injected Softail® and '03-'16 fuel injected Touring and Trike models.

E. BRAIDED STAINLESS STEEL EFI FUEL LINE Add a finishing touch to the fuel-injected Dyna with this Braided Stainless Steel Fuel Line. Complete replacement line includes pre-installed fuel tank and EFI module connectors.	
63020-04	Fits '04-'05 EFI Dyna models.

Model Family Fitment:			
 V-ROD	 SPORTSTER	 DYNA	
 SOFTAIL	 TOURING		

412 ENGINE TRIM

Cylinder Head Covers

A. FINNED HEADBOLT BRIDGE

This exclusive aluminum Finned Headbolt Bridge covers both headbolts and the spark plug, filling out your cylinder fins all the way to the rocker box. Featuring an engraved Bar & Shield emblem, the bridge is easy to install with unique headbolt mounts. All necessary mounting hardware included. Sold in pairs.

- 43859-00

Black Highlighted.
Fits '99-'17 Twin Cam-equipped models with electronic fuel injection and '00-later FXSTD models.
- 61400148

CVO™ Granite Highlighted.
Fits '99-'17 Twin Cam-equipped models with electronic fuel injection and '00-later FXSTD models.
- 61400176

Solid Black.
Fits '04-'22 XL models.

B. HEADBOLT BRIDGE – CHROME

This exclusive Headbolt Bridge covers both the headbolts and spark plug with a splash of chrome and an engraved Bar & Shield emblem. Easy to install with unique headbolt mounts. Kit includes all necessary mounting hardware. Sold in pairs.

- 43858-00

Fits '99-'17 Twin Cam-equipped models. (Will not fit with Screamin' Eagle® heads or 110Cl or 117Cl engines.)
- 44432-04

Fits '04-'22 XL and XR models.

C. SPARK PLUG COVER KITS

Quickly slips over spark plug for a secure fit.

- 32747-99

Classic Chrome.
Fits '99-'17 Twin Cam-equipped models.
- 32745-99

H-D Motor Co. Logo.
Fits '99-'17 Twin Cam-equipped models.

D. HEADBOLT COVERS

Precision-machined of high-quality aluminum and manufactured in the U.S.A. Hand-polished and chrome-plated. Available in a variety of styles to match your customizing direction, these kits include 4 easy-to-install headbolt covers, set screws and an Allen® wrench for easy installation.

Fits '86-'22 XL, '08-'13 XR, '85-'99 Evolution® 1340 and '99-'17 Twin Cam models.

1. 43822-01

Chrome.
2. 43911-95

Chrome Bar & Shield Logo.
3. 43884-96

Chrome H-D Motor Co. Logo.

E. CLASSIC CHROME ROCKER BOX BOLT COVERS

Matching the styling of our classic chrome headbolt covers, these chrome-plated Rocker Box Bolt Covers add chrome to your engine. Easy to install, the covers are held in place by a spring steel clip. Sold in packages of four.

- 43868-99

Fits '99-'17 Twin Cam-equipped models.



A. FINNED HEADBOLT BRIDGE – BLACK HIGHLIGHTED



A. FINNED HEADBOLT BRIDGE – CVO GRANITE HIGHLIGHTED



A. FINNED HEADBOLT BRIDGE – SOLID BLACK




B. HEADBOLT BRIDGE – CHROME




C. SPARK PLUG COVERS (32745-99 SHOWN)



C. SPARK PLUG COVERS (32745-99 SHOWN)



D. HEADBOLT COVERS



E. CLASSIC CHROME ROCKER BOX BOLT COVERS

- Model Family Fitment:
- V-ROD

SPORTSTER

DYNA

SOFTAIL

TOURING

ENGINE TRIM 413

Docking Hardware Covers

F. REAR DOCKING HARDWARE COVER KIT

Disguise the rear docking hardware with these easy-to-install covers. The caps slide over the exposed docking points, and are held in place by a strong magnetic pull. The caps are easy to remove when you wish to reinstall detachable accessories. Covers are available with brilliant chrome or durable gloss black finish to match your bike's attitude. Sold in pairs.

Fits many accessory docking hardware kits. Refer to the fitment matrix below or the Parts & Accessories section of www.harley-davidson.com for details.

- 48218-10

Short Chrome (pair).
- 48220-10

Large Chrome (pair).
- 48035-09

Small Chrome (pair).
- 48221-10

Short Black (pair).
- 48223-10

Large Black (pair).
- 48225-10

Small Black (pair).



F. REAR DOCKING HARDWARE COVER KIT – CHROME



F. REAR DOCKING HARDWARE COVER KIT – BLACK



Docking Kit Part Number	Fitment	Large Chrome: 48220-10 Black: 48223-10	Small Chrome: 48035-09 Black: 48225-10	Short Chrome: 48218-10 Black: 48221-10
XL Models				
53529-04	Fits '04-'22 XL (some black) models.	—	1	1
53532-02	Fits '02-'03 XL (with bags) models.	1	—	—
90465-98A	Fits '94-'01 XL (with bags) models.	1	—	—
Dyna® Models				
53961-06	Fits '06-'17 Dyna® (FXD/L) models.	—	1	1
53964-06B	Fits '08-'17 FXDF, '09-'10 FXDFSE and '06-'08 FXDWG models.	—	1	1
54097-10	Fits '10-'17 FXDWG (black) models.	—	1	1
53797-09	Fits '09-'17 FXDB (black) models.	—	1	1
53858-01	Fits '96-'01 FXDWG (except FXDWG2) models.	1	—	—
Softail® Models				
53932-03A	Fits '03-'17 Softail® (without bags) models.	1	1	—
Touring Models				
52300131	Fits '14-later Touring (4pt) chrome models.	—	2	—
52300353	Fits '14-later Touring (4pt) chrome models	—	2	—
52300354	Fits '14-later Touring (4pt) black models	—	2	—
54205-09	Fits '09-'13 Touring (4pt) chrome models.	—	2	—
54246-09	Fits '09-'13 Touring (4pt) black models.	—	2	—
54030-09	Fits '09-'13 Touring (2pt) chrome models.	—	1	—
54249-09	Fits '09-'13 Touring (2pt) black models.	—	1	—
53803-06	Fits '97-'08 Touring (front) models.	—	1	—
53804-06	Fits '94-'08 Touring (rear) models.	1	1	—
53988-07	Fits '07-'08 FLHRSE3/4 models.	—	1	1

414 ENGINE TRIM

Hardware Covers


A. CLASSIC COVERS KIT

Customize your bike down to the last detail. These hardware Cover Kits include the chrome-plated ABS caps and plugs in the sizes and styles required to dress the viewable hardware on the motorcycle. Classic Covers are available as complete Bike Kits with the covers for both engine and chassis hardware, or as engine-only kits to dress the Twin Cam or XL engine. The kits are easy to install, with no tools required.

94943-07 Engine Kit.
Fits Twin Cam-equipped models.



A. CLASSIC COVERS KIT



Typical Classic Covers Kit Contents		Engine Kit
		Twin Cam models
Intended Fastener	Part Number	94943-07
1/4" socket head cap screw	94903-07	50
5/16" socket head cap screw	94904-07	7
5/16" socket head cap screw (plug)	94905-07	—
3/8" socket head cap screw	94906-07	3
5/16" special hex screw (angled cap)	94907-07	8
5/16" T40 Torx® button head screw	94908-07	—
3/8" T45 Torx button head screw	94909-07	—
1/4" 12-point screw	94910-07	—
10mm 12-point screw	94911-07	—
1/2" flanged hex bolt	94912-07	—
3/8" T45 Torx button head screw	94913-07	—
7/16" hex bolt	94914-07	—
3/8" hex bolt (9/16" hex)	94915-07	3
3/8" deep hex bolt (9/16" hex)	94916-07	—
1/4" hex bolt (7/16" hex)	94917-07	—
5/16" hex bolt (1/2" hex)	94918-07	8
1/2" hex bolt	94919-07	—
1/2" deep hex bolt	94920-07	—
7/16" hex bolt	94941-07	—
5/16" T40 Torx button head screw	94942-07	—



B. CHROME SOCKET HEAD SCREW COVER KIT



C. CHROME ALLEN HOLE PLUGS



D. CHROME HEX BOLT COVERS



E. CHROME AIR CLEANER SCREW



F. CHROME TIMER COVER SCREW KIT –
TWIN CAM SHOWN



G. CHROME DERBY COVER SCREW KIT –
TWIN CAM SHOWN

ENGINE TRIM 415

Hardware Covers

B. CHROME SOCKET HEAD SCREW COVER KIT

Finish the show-winning look with these easy-to-install hard-ware covers. These machined brass and chrome-plated covers are corrosion resistant, and the internal spring steel retention clip resists vibration and thermal cycling to securely hold the covers in place.

94830-02 Fits 1/4" socket head screws with hex drive (pkg. of 10).
94832-02 Fits 5/16" socket head screws with hex drive (pkg. of 4).

C. CHROME ALLEN® HOLE PLUGS

94130-93T 1/4" (pkg. of 10).
94131-93T 5/16" (pkg. of 10).
94132-93T 3/8" (pkg. of 10).

D. CHROME HEX BOLT COVERS

Place over a variety of exposed bolts for a cleaner, detailed look. Compression clips for a secure fit. Sold in packages of 6 covers with retaining clips.

43881-96 Fits 1/2" hex bolts.

E. CHROME AIR CLEANER SCREW
Complete the chrome on your stock air cleaner cover with this chrome-plated stainless steel screw, which easily replaces the polished stock air cleaner screw.
29703-00 Fits stock Evolution® 1340 engines.

F. CHROME TIMER COVER SCREW KITS

Dress up accessory timer covers by replacing the stock zinc plate screws with brilliant chrome.
32690-99A Fits Twin Cam 5-hole timer covers. Kit contains five chrome-plated button head Torx® screws.
94208-04 Fits '04-'22 XL, '18-later Softail® and '17-later Touring (except '23-later FLHXSE and FLTRXSE and '24-later FLHX, FLTRX and FLTRXSTSE) models.

G. CHROME DERBY COVER SCREW KIT

Dress up accessory derby covers by replacing the stock zinc-plated screws with brilliant chrome.
25913-99 Fits '99-later Dyna®, Softail, Touring and Trike models. Kit contains five chrome-plated button head Torx screws and five stainless steel washers.
94630-98 Fits Evolution 1340 models. Kit includes three button head Torx screws and oil seals.
94631-98 Fits '94-'03 XL models.
94207-04 Fits '04-'22 XL models.

Model Family Fitment:			
Grey	V-ROD	Yellow	SPORTSTER
Red		Red	DYNA
Purple	SOFTAIL	Purple	
Teal		Teal	TOURING

416 ENGINE TRIM

Black Hardware Kits

A. BLACK HARDWARE KITS – ENGINE

Durable and easy to install, this black engine hardware adds a custom touch to the blacked-out look of your motorcycle. Kits include the hardware required to replace all of the visible zinc-plated fasteners on the vehicle’s engine, primary, rocker boxes, derby or cam covers. Lock patch included where required.

BLACK HARDWARE KIT – FULL ENGINE

Includes the hardware required to replace the visible set of zinc-plated fasteners on the primary cover, derby cover, transmission side and top covers, tappet covers, cam covers and rocker box covers.

12600251

Fits '17-later Touring (except '23-later FLHXSE and FLTRXSE and '24-later FLHX, FLTRX and FLTRXSTSE) and Trike models.

12600256

Fits '18-later Softail® models. '18 models (except FLSB) require additional purchase of Derby Cover Kit P/N 12600255.

BLACK HARDWARE KIT – PRIMARY COVER

12600252

Fits '17-later Touring (except '23-later FLHXSE and FLTRXSE and '24-later FLHX, FLTRX and FLTRXSTSE) and Trike models.

12600257

Fits '18-later Softail models.

BLACK HARDWARE KIT – TRANSMISSION

12600253

Fits '18-later Softail and '17-later Touring (except '23-later FLHXSE, FLTRXSE and '24-later FLHX, FLTRX and FLTRXSTSE) and Trike models.

BLACK HARDWARE KIT – ROCKER BOX

12600254

Fits '18-later Softail and '17-later Touring (except '23-later FLHXSE, FLTRXSE and '24-later FLHX, FLTRX and FLTRXSTSE) and Trike models.

BLACK HARDWARE KIT – CAM COVER AND TAPPET COVERS

12600258

Fits '18-later Softail and '17-later Touring and Trike models.

BLACK HARDWARE KIT – DERBY COVER

12600259

Fits '19-later Softail and '18-later FLSB models.

12600255

Fits '06-'17 Dyna®, '08-'18 Softail (except FLSB) and '08-later Touring and Trike models.

Also available (not shown)

BLACK HARDWARE KIT – DERBY AND PRIMARY COVER

12600261

Fits '04-'22 XL models.



A. BLACK HARDWARE KITS – FULL ENGINE (12600251 SHOWN)



A. BLACK HARDWARE KIT – FULL ENGINE (12600251 SHOWN)




A. BLACK HARDWARE KIT – PRIMARY COVER (12600252 SHOWN)



A. BLACK HARDWARE KIT – TRANSMISSION (12600253 SHOWN)



A. BLACK HARDWARE KIT – ROCKER BOX (12600254 SHOWN)



A. BLACK HARDWARE KIT – CAM COVER AND TAPPET COVERS (12600258 SHOWN)



A. BLACK HARDWARE KIT – DERBY COVER (12600255 SHOWN)



B. CHROME HARDWARE KIT – PRIMARY COVER



C. CHROME HARDWARE KIT – GEARCASE/FRONT SPROCKET COVER



D. CHROME HARDWARE KIT – TRANSMISSION (SOFTAIL SHOWN)



E. CHROME HARDWARE KIT – ROCKER BOX (BIG TWIN SHOWN)



F. CHROME HARDWARE KIT – CAM COVER



G. CHROME HARDWARE KIT – LIFTER/ TAPPET BLOCK

ENGINE TRIM 417

Chrome Hardware Kits

B. CHROME HARDWARE KIT – PRIMARY COVER

Kit includes the hardware required to replace the visible set of zinc-plated fasteners on the outer primary cover. Inspection and derby cover hardware included. Lock patch included where required.

94281-04 Fits '04-'22 XL models.

C. CHROME HARDWARE KIT – GEARCASE/FRONT SPROCKET COVER

Kit includes the hardware required to replace the visible set of zinc-plated fasteners on the gearcase and front sprocket cover. Lock patch included where required.

94280-04 Fits '04-'22 XL models.

D. CHROME HARDWARE KIT – TRANSMISSION

Kit includes the hardware required to replace the visible set of zinc-plated fasteners on the transmission top cover, bearing housing assembly and clutch release cover. Lock patch included where required.

34856-06A

Fits '06-'17 Dyna® and '07-'17 Softail® and Touring models.

E. CHROME HARDWARE KIT – ROCKER BOX

Kit includes the hardware required to replace the visible set of zinc-plated fasteners on rocker box covers. Lock patch included where required.

94291-04A Fits '04-'22 XL models.

94059-03

Fits '99-'17 Dyna, '00-'17 Softail, and '99-'16 Touring and Trike models.

F. CHROME HARDWARE KIT – CAM COVER

Kit includes the hardware required to replace the visible set of zinc-plated fasteners on the cam cover. Cam position sensor cover hardware included. Lock patch included where required.

94058-03

Fits '99-'17 Dyna, '00-'17 Softail, and '99-'16 Touring and Trike models.

G. CHROME HARDWARE KIT – LIFTER/TAPPET BLOCK

Kit includes the hardware required to replace the visible set of zinc-plated fasteners on lifter block covers. Lock patch included where required.

94068-03

Fits '99-'17 Dyna, '00-'17 Softail, and '99-'16 Touring and Trike models.

Model Family Fitment:

- V-ROD
- SPORTSTER
- DYNA
- SOFTAIL
- TOURING

418 ENGINE TRIM

Chrome Hardware

A. WINDSHIELD ACORN NUT KIT

Kit contains 10 chrome-plated low crown 12-24 acorn nuts.
94111-95
Fits Compact, King-Size, Convertible and Road King® windshields (pkg. of 10).

B. CHROME ACORN NUT KITS

94116-93T	10 – 32 thread (pkg. of 5).
94117-93T	1/4" – 20 thread (pkg. of 5).
94119-93T	5/16" – 18 thread (pkg. of 4).
94120-93T	5/16" – 24 thread (pkg. of 4).
94121-93T	3/8" – 16 thread (pkg. of 3).
94122-93T	3/8" – 24 thread (pkg. of 3).
94124-93T	7/16" – 20 thread (pkg. of 2).
94125-93T	1/2" – 13 thread (pkg. of 1).
94126-93T	1/2" – 20 thread (pkg. of 1).
94127-93T	5/8" – 18 thread (pkg. of 1).

C. CHROME TORX® BUTTON HEAD SCREWS

Available in 1/4-inch, 5/16-inch and 3/8-inch coarse thread, up to 2-1/4 inches long. Grade 8. See your Dealer for more information.

D. CHROME HEX SOCKET BUTTON HEAD SCREWS

Available in 8-32, 10-24, 10-32, 1/4-inch, 5/16-inch and 3/8-inch, up to 1 inch long. See your Dealer for more information.

E. CHROME TORX SOCKET HEAD SCREWS

Available in 1/4-inch, 5/16-inch and 3/8-inch coarse thread, up to 2-1/4 inches long. Grade 8. See your Dealer for more information.

F. CHROME SOCKET HEAD SCREWS

Available in 1/4-inch, 5/16-inch and 3/8-inch coarse and fine thread, up to 3 inches long. See your Dealer for more information.



A. WINDSHIELD ACORN NUT KIT



B. CHROME ACORN NUT KITS



C. CHROME TORX BUTTON HEAD SCREWS



D. CHROME HEX SOCKET BUTTON HEAD SCREWS



E. CHROME TORX SOCKET HEAD SCREWS



F. CHROME SOCKET HEAD SCREWS



G. CHROME SMOOTH SOCKET HEAD SCREWS



H. CHROME HEX HEAD SCREWS



I. CHROME 12-POINT SCREWS



J. CHROME FLAT-HEAD SCREWS



K. CHROME LOCK NUTS WITH NYLON INSERTS



L. CHROME HEX NUTS



M. CHROME FLAT WASHERS



N. CHROME LOCK WASHERS

Model Family Fitment:

V-ROD	SPORTSTER	DYNA
SOFTAIL	TOURING	

ENGINE TRIM 419

Chrome Hardware

G. CHROME SMOOTH SOCKET HEAD SCREWS

Available in 1/4-inch, 5/16-inch and 3/8-inch coarse and fine thread, up to 3 inches long. See your Dealer for more information.

H. CHROME HEX HEAD SCREWS

Available in 1/4-inch, 5/16-inch and 3/8-inch coarse and fine thread, up to 3 inches long. See your Dealer for more information.

I. CHROME 12-POINT SCREWS

Available in 1/4-inch, 5/16-inch and 3/8-inch coarse thread, up to 2-1/4 inches long. Grade 8. See your Dealer for more information.

J. CHROME FLAT-HEAD SCREWS

When the details matter, even your screws are chromed. These Grade 8 Hex Drive screws are available in 17 different sizes. See your Dealer for more information.

K. CHROME LOCK NUTS WITH NYLON INSERTS

Available in 10-24, 1/4-inch, 5/16-inch, 3/8-inch, 7/16-inch and 5/8-inch sizes, coarse and fine thread. See your Dealer for more information.

L. CHROME HEX NUTS

Available in 1/4-inch, 5/16-inch and 3/8-inch sizes, coarse and fine thread. See your Dealer for more information.

M. CHROME FLAT WASHERS

Available in 1/4-inch, 5/16-inch and 3/8-inch sizes. See your Dealer for more information.

N. CHROME LOCK WASHERS

Available in 1/4-inch, 5/16-inch and 3/8-inch sizes. See your Dealer for more information.



422 CONTROLS

Switchback Collection Clear

SWITCHBACK COLLECTION — CLEAR ANODIZED

Put performance first with Switchback Collection accessories. Forged billet aluminum with heavy knurled texture and grippy rubber surfaces for the positive control aggressive riders demand. Raw aluminum is protected with a durable clear anodized finish. These lightweight designs won't slow you down.

A. SWITCHBACK COLLECTION HAND GRIPS — CLEAR ANODIZED

56100559
Fits '16-'17 FXDLS and '16-later Softail® models,'11-'12 FLSTSE, '14-'15 FLSTNSE, '13-'14 FXSBSE, '16-'17 FXSE and '08-'23 Touring (except '18-'19 FLTRXSE, '23-later FLHXSE and FLTRXSE, and '24-later FLHX, FLTRX, or FLTRXSTSE) and Trike models.
56100565
Fits '23-later FLHXSE and FLTRXSE, and '24-later FLHX, FLTRX, and FLTRXSTSE models.

B. SWITCHBACK COLLECTION FOOTBOARDS — CLEAR ANODIZED

50502527 Rider.
Fits '18-later FL Softail models equipped with rider footboards.
50502483 Rider.
Fits '12-'16 FLD, '00-'17 FL Softail®, '00-later Touring (except FLHTCUL and FLHTKL), and '09-'13 Trike models. Installation on '00-'17 Softail® FLS, FLSS, FLSTFB, FLSTFBS and FLSTN models requires separate purchase of Jiffy Stand P/N 50087-07A. Not for use with Ergo Jiffy Stand P/N 50000091 or Jiffy Stand Extension Kit P/N 50233-00, 50000008 or 50000023.

C. SWITCHBACK COLLECTION BRAKE PEDAL PADS — CLEAR ANODIZED

50600563 Small.
Fits '18-later FLSE, FXBR and FXBRS models. Also fits '18-later Softail models equipped with Billet Style Rear Brake Lever for Forward Controls P/N 41600218, 41600219 and 41600220.
50600547 Large.
Fits '12-'16 FLD, '86-'17 FL Softail and '80-later Touring and Trike models.
50600555 Large.
Fits '18-later FL Softail models equipped with rider footboards

D. SWITCHBACK COLLECTION FOOTPEGS — CLEAR ANODIZED

50502577 Rider.
Fits rider position on '18-later FLSE, FXBB, and FXLR, and '20-later FXBBS, FXLRS, FXLRST, FXRST, and FXST models.
50502505 Rider.
Fits rider position on '18-later FXBR and FXBRS models.
50502501 Passenger.
Fits models in passenger and highway peg positions. Does not fit the rider and passenger position for '18-later Softail models.
50502470 Passenger.
Fits passenger position on '18-later FLSE, FXBB, FXBBS, FXBR, FXBRS, FXLR, FXLRS, FXLRST, FXRST and FXST models.

E. SWITCHBACK COLLECTION MINI FOOTBOARD & MOUNT KIT — CLEAR ANODIZED

50502669
Fits '09-later Touring models.

F. SWITCHBACK COLLECTION SHIFTER PEG — CLEAR ANODIZED

33600412
Fits all models (except '06-'17 VRSC™ models with forward controls and '08-'13 XR models).



A. SWITCHBACK COLLECTION HAND GRIPS – CLEAR ANODIZED



B. SWITCHBACK COLLECTION FOOTBOARDS – CLEAR ANODIZED



C. SWITCHBACK COLLECTION BRAKE PEDAL PADS – CLEAR ANODIZED



D. SWITCHBACK COLLECTION FOOTPEGS – CLEAR ANODIZED



E. SWITCHBACK COLLECTION MINI FOOTBOARD & MOUNT KIT – CLEAR ANODIZED



F. SWITCHBACK COLLECTION SHIFTER PEG – CLEAR ANODIZED



A. SWITCHBACK COLLECTION HAND GRIPS – BLACK ANODIZED



B. SWITCHBACK COLLECTION FOOTBOARDS – BLACK ANODIZED



C. SWITCHBACK COLLECTION BRAKE PEDAL PADS – BLACK ANODIZED



D. SWITCHBACK COLLECTION FOOTPEGS – BLACK ANODIZED (50502504 SHOWN)



E. SWITCHBACK COLLECTION MINI FOOTBOARD & MOUNT KIT – BLACK ANODIZED



F. SWITCHBACK COLLECTION SHIFTER PEG – BLACK ANODIZED

CONTROLS 423

Switchback Collection Black

SWITCHBACK COLLECTION — BLACK ANODIZED

Put performance first with Switchback Collection accessories. Forged billet aluminum with heavy knurled texture and grippy rubber surfaces for the positive control aggressive riders demand. Aluminum is protected with a durable black anodized finish. These lightweight designs won't slow you down.

A. SWITCHBACK COLLECTION HAND GRIPS — BLACK ANODIZED

56100558
Fits '16-'17 FXDLS and '16-later Softail® models,'11-'12 FLSTSE, '14-'15 FLSTNSE, '13-'14 FXSBSE, '16-'17 FXSE and '08-'23 Touring (except '18-'19 FLTRXSE, '23-later FLHXSE and FLTRXSE, and '24-later FLHX, FLTRX, or FLTRXSTSE) and Trike models.
56100564
Fits '23-later FLHXSE and FLTRXSE, and '24-later FLHX, FLTRX, and FLTRXSTSE models.

B. SWITCHBACK COLLECTION FOOTBOARDS — BLACK ANODIZED

50502526 Rider.
Fits '18-later FL Softail models equipped with rider footboards.
50502476 Rider.
Fits '12-'16 FLD, '00-'17 FL Softail®, '00-later Touring (except FLHTCUL and FLHTKL), and '09-'13 Trike models. Installation on '00-'17 Softail® FLS, FLSS, FLSTFB, FLSTFBS and FLSTN models requires separate purchase of Jiffy Stand P/N 50087-07A. Not for use with Ergo Jiffy Stand P/N 50000091 or Jiffy Stand Extension Kit P/N 50233-00, 50000008 or 50000023.

C. SWITCHBACK COLLECTION BRAKE PEDAL PADS — BLACK ANODIZED

50600562 Small.
Fits '18-later FLSE, FXBR and FXBRS models. Also fits '18-later Softail models equipped with Billet Style Rear Brake Lever for Forward Controls P/N 41600218, 41600219 and 41600220.
50600546 Large.
Fits '12-'16 FLD, '86-'17 FL Softail and '80-later Touring and Trike models.
50600554 Large.
Fits '18-later FL Softail models equipped with rider footboards.

D. SWITCHBACK COLLECTION FOOTPEGS — BLACK ANODIZED

50502576 Rider.
Fits rider position on '18-later FLSE, FXBB, and FXLR, and '20-later FXBBS, FXLRS, FXLRST, FXRST, and FXST models.
50502504 Rider.
Fits rider position on '18-later FXBR and FXBRS models.
50502500 Passenger.
Fits models in passenger and highway peg positions. Does not fit the rider and passenger position for '18-later Softail models.
50502469 Passenger.
Fits passenger position on '18-later FLSE, FXBB, FXBBS, FXBR, FXBRS, FXLR, FXLRS, FXLRST, FXRST and FXST models.

E. SWITCHBACK COLLECTION MINI FOOTBOARD & MOUNT KIT — BLACK ANODIZED

50502668
Fits '09-later Touring models.

F. SWITCHBACK COLLECTION SHIFTER PEG — BLACK ANODIZED

33600411
Fits all models (except '06-'17 VRSC™ models with forward controls and '08-'13 XR models).

424 CONTROLS

Hand & Foot Controls Collection

ADVERSARY™ COLLECTION — ANODIZED BLACK WITH ORANGE HIGHLIGHTS
A look to match your riding style – precise, refined and technical. Premium Adversary™ Collection accessories are crafted in forged billet aluminum with a durable dual-anodized black and orange finish for crisp contrast and colorful detail. The look is aggressive, and performance driven. Step up to the next generation of customization.

A. ADVERSARY COLLECTION HAND GRIPS — BLACK WITH ORANGE HIGHLIGHTS
56100616
Fits '23-later FLHXSE and FLTRXSE, and '24-later FLHX, FLTRX, and FLTRXSTSE models.



A. ADVERSARY COLLECTION HAND GRIPS – BLACK WITH ORANGE HIGHLIGHTS



B. ADVERSARY COLLECTION FOOTBOARDS — BLACK WITH ORANGE HIGHLIGHTS
50502251 Rider.
Fits '12-'16 FLD, '86-'17 FL Softail (except FLS, FLSS, FLSTFB, FLSTFBS and FXSE), '86-later Touring (except FLHTCUL and FLHTKL) and '08-later Trike models.

50502256 Rider.
Fits '18-later FL Softail models equipped with rider footboards.



B. ADVERSARY COLLECTION FOOTBOARDS – BLACK WITH ORANGE HIGHLIGHTS



C. ADVERSARY COLLECTION BRAKE PEDAL PADS — BLACK WITH ORANGE HIGHLIGHTS
50600510 Small.
Fits '18-later FLSB, FXBR and FXBRS models. Also fits '18-later Softail® models equipped with Billet Style Rear Brake Lever for Forward Controls P/N 41600218, 41600219 and 41600220.

50600511 Large.
Fits '12-'16 FLD, '86-17 FL Softail® and '80-later Touring and Trike models.

50600508 Large.
Fits '18-later FL Softail® models equipped with rider footboards.



C. ADVERSARY COLLECTION BRAKE PEDAL PADS – BLACK WITH ORANGE HIGHLIGHTS



D. ADVERSARY COLLECTION FOOTPEGS – BLACK WITH ORANGE HIGHLIGHTS

D. ADVERSARY COLLECTION FOOTPEGS — BLACK WITH ORANGE HIGHLIGHTS
50502254 Rider.
Fits rider position on '22-later RH975 and '23-later RH975S models. Does not fit with accessory Forward Controls P/N 50502205.


50502255 Rider.
Fits rider position on '18-later FLSB, FXBB, FXBBS, FXBR, FXBRS, FXLR, FXLRS, FXST and RH1250S models.

50502248 Passenger.
Fits passenger position on '18-later FLSB, FXBB, FXBBS, FXBR, FXBRS, FXLR, FXLRS, FXLRST, FXRST and FXST models.

50502246 Passenger.
Fits passenger position on '10-later FLHX, FLHXS, FLHXST, FLHXSE, FLTRX, FLTRXS, FLTRXST, and FLTRXSE models.

50501979 Passenger.
Fits '21-later Revolution® Max engine-equipped models.

50502249 Highway.
Fits models using highway peg mounts and engine guard peg mounts P/N 50957-02C, 54234-10A, 50829-07A, 50830-07A, 50500167, 50500168, 50832-07A and 50964-98. Does not fit '18-later FXDRS models.



E. ADVERSARY COLLECTION SHIFTER PEG – BLACK WITH ORANGE HIGHLIGHTS



F. ADVERSARY COLLECTION HAND GRIPS – GRAPHITE WITH MACHINED HIGHLIGHTS



G. ADVERSARY COLLECTION FOOTBOARDS – GRAPHITE WITH MACHINED HIGHLIGHTS



H. ADVERSARY COLLECTION BRAKE PEDAL PADS – GRAPHITE WITH MACHINED HIGHLIGHTS



I. ADVERSARY COLLECTION FOOTPEGS – GRAPHITE WITH MACHINED HIGHLIGHTS

CONTROLS 425

Hand & Foot Controls Collection

ADVERSARY™ COLLECTION — GRAPHITE WITH MACHINED HIGHLIGHTS
A look to match your riding style – precise, refined and technical. Premium Adversary™ Collection accessories are crafted in forged billet aluminum. The graphite finish with machined highlights reveal brilliant aluminum for crisp contrast and sharp detail. The look is aggressive and performance driven. Step up to the next generation of customization.

F. ADVERSARY COLLECTION HAND GRIPS — GRAPHITE WITH MACHINED HIGHLIGHTS
56100617
Fits '23-later FLHXSE and FLTRXSE, and '24-later FLHX, FLTRX, and FLTRXSTSE models.

G. ADVERSARY COLLECTION FOOTBOARDS — GRAPHITE WITH MACHINED HIGHLIGHTS
50502250 Rider.
Fits '12-'16 FLD, '86-'17 FL Softail (except FLS, FLSS, FLSTFB, FLSTFBS and FXSE), '86-later Touring (except FLHTCUL and FLHTKL) and '08-later Trike models.

50502257 Rider.
Fits '18-later FL Softail models equipped with rider footboards.

H. ADVERSARY COLLECTION BRAKE PEDAL PADS — GRAPHITE WITH MACHINED HIGHLIGHTS
50600509 Small.
Fits '18-later FLSB, FXBR and FXBRS models. Also fits '18-later Softail® models equipped with Billet Style Rear Brake Lever for Forward Controls P/N 41600218, 41600219 and 41600220.

50600512 Large.
Fits '12-'16 FLD, '86-17 FL Softail® and '80-later Touring and Trike models.

50600507 Large.
Fits '18-later FL Softail® models equipped with rider footboards.

I. ADVERSARY COLLECTION FOOTPEGS — GRAPHITE WITH MACHINED HIGHLIGHTS
50502252 Rider.
Fits rider position on '22-later RH975 and '23-later RH975S models. Does not fit with accessory Forward Controls P/N 50502205.

50502253 Rider.
Fits rider position on '18-later FLSB, FXBB, FXBBS, FXBR, FXBRS, FXLR, FXLRS, FXST and RH1250S models.

50502247 Passenger.
Fits passenger position on '18-later FLSB, FXBB, FXBBS, FXBR, FXBRS, FXLR, FXLRS, FXLRST, FXRST and FXST models.

50502245 Passenger.
Fits passenger position on '10-later FLHX, FLHXS, FLHXST, FLHXSE, FLTRX, FLTRXS, FLTRXST, and FLTRXSE models.

50501980 Passenger.
Fits '21-later Revolution® Max engine-equipped models.


50502244 Highway.
Fits models using highway peg mounts and engine guard peg mounts P/N 50957-02C, 54234-10A, 50829-07A, 50830-07A, 50500167, 50500168, 50832-07A and 50964-98. Does not fit '18-later FXDRS models.

J. ADVERSARY COLLECTION SHIFTER PEG — GRAPHITE WITH MACHINED HIGHLIGHTS
33600383
Fits all models (except Revolution Max engine-equipped models, '06-'17 VRSC™ models with forward controls and '08-'13 XR models).

33600322
Fits '21-later Revolution® Max engine-equipped models.



J. ADVERSARY COLLECTION SHIFTER PEG – GRAPHITE WITH MACHINED HIGHLIGHTS



426 CONTROLS

Hand & Foot Controls Collection

'66 COLLECTION
The look is timeless and authentic. The handcrafted style of the '66 Collection accessories combines a durable gloss black finish with brushed aluminum highlights and on most pieces a brass-colored medallion inspired by a classic Harley-Davidson® tank emblem. Here's an alternative to bright chrome or blacked out styles that will set your bike apart from the crowd.

A. '66 COLLECTION HAND GRIPS

56100478
Fits '16-'17 FXDLS and '16-later Softail® models, '11-'12 FLSTSE, '14-'15 FLSTNSE, '13-'14 FXSBSE, '16-'17 FXSE and '08-later Touring (except '18-'19 FLTRXSE, '23-later FLHXSE and FLTRXSE, and '24-later FLHX, FLTRX, or FLTRXSTSE) and Trike models.

56100477
Fits '21-later Revolution® Max engine-equipped models. Requires separate purchase of Endcaps (Qty 2). Models with Bar End Mirrors require separate purchase of P/N 55801095 qty (2). Does not fit models with original equipment heated grips.

B. '66 COLLECTION BRAKE PEDAL PAD

50600483 Small.
Fits '21-later RH1250S and RH975 and RH975S models. RH1250S models require the separate purchase of lever P/N 41600348, and RH975 models require separate purchase of lever P/N 416000370.

50600499 Small.
Fits '18-later FXBR, FXBRS and FLBS models. Also fits '18-later Softail® models equipped with Billet Style Rear Brake Lever for Forward Controls P/N 41600218, 41600219 and 41600220.

C. '66 COLLECTION FOOTPEGS

50502148 Rider.
Fits '18-later FXFB, FXFBS, FXDRS, and '22-later RH975 and RH975S models.

50502149 Rider.
Fits '18-later FXBB, FXST, FXLR, FXLRS, and '21-later RH1250S models.

50502150 Rider.
Fits '18-later FLBS, FXBR and FXBRS models.

50502151 Passenger.
Fits passenger position on '20-later LiveWire®, '18-later Softail models and '21-later Revolution Max engine-equipped models.

D. '66 COLLECTION SHIFTER PEG

33600357
Fits all models (except Revolution Max engine-equipped models, 06-17 VRSC™ models with forward controls and 08-13 XR models).

33600356
Fits '21-later Revolution® Max engine-equipped models.

E. '66 COLLECTION REAR BRAKE LEVER

41600370
Fits '22-later RH975 models. Requires separate purchase of brake pedal pad P/N 50600483.

41600348
Fits '21-later RH1250S models. Requires separate purchase of brake pedal pad P/N 50600483.



A. '66 COLLECTION HAND GRIPS



F. WILD ONE COLLECTION HAND GRIPS



B. '66 COLLECTION BRAKE PEDAL PAD



G. WILD ONE COLLECTION FOOTPEGS



C. '66 COLLECTION FOOTPEGS



D. '66 COLLECTION SHIFTER PEG



H. WILD ONE COLLECTION SHIFTER PEG



E. '66 COLLECTION REAR BRAKE LEVER



I. WILD ONE COLLECTION REAR BRAKE LEVER



CONTROLS 427

Hand & Foot Controls Collection

WILD ONE™ COLLECTION
Add daring, raw-and-rugged style with durable billet aluminum Wild One™ Collection accessories. Each is finished in gloss black with bright, machined aluminum highlights, a variety of textures and exposed hardware to communicate power, speed, and performance.

F. WILD ONE COLLECTION HAND GRIPS

56100462 Non-Heated.
Fits '21-later RA1250 and RH1250S models. Requires separate purchase of Endcaps P/N 55801095 (Qty 2). Does not fit models with original equipment heated grips.

56100483 Heated.
Fits '21-later RA1250S, RH1250S and RH975S models. RH1250S and RH975S models require a Digital Technician™ update by a Harley-Davidson® dealer.

G. WILD ONE COLLECTION FOOTPEGS

50502020 Rider.
Fits '21-later RH1250S models.

50502026 Passenger.
Fits passenger position on '21-later Revolution® Max engine-equipped models.

H. WILD ONE COLLECTION SHIFTER PEG

33600338
Fits '21-later RH1250S models.

I. WILD ONE COLLECTION REAR BRAKE LEVER

41600326
Fits '21-later RH1250S models.

428 CONTROLS

Hand & Foot Controls Collection

EMPIRE™ COLLECTION - BLACK MACHINE CUT
Raise the stakes. Milled highlights reveal gleaming billet aluminum below the rich black anodized surface, while deep grooves add eye-catching depth and detail to each component in this complete collection of hand and foot controls. Executed in durable cast and billet aluminum, the Black Machine Cut Empire™ Collection adds captivating custom detail that complements black or machine cut accessories.

A. EMPIRE COLLECTION HAND GRIPS – BLACK MACHINE CUT

56100606

Fits '23-later FLHXSE and FLTRXSE, and '24-later FLHX, FLTRX, and FLTRXSTSE models.

56100429

Fits '20-later LiveWire®, '16-'17 Dyna® FXDLS and '16-later Softail® models, '11-'12 FLSTSE, '14-'15 FLSTNSE, '13-'14 FXSBSE, '16-'17 FXSE and '08-later Touring (except '18-'19 FLTRXSE, '23-later FLHXSE and FLTRXSE, and '24-later FLHX, FLTRX, or FLTRXSTSE) and Trike models.

56100447

Fits '21-later Revolution® Max engine-equipped models. Does not fit models with original equipment heated grips.

B. EMPIRE COLLECTION FOOTBOARDS – BLACK MACHINE CUT

50501934

Rider.
Fits '12-'16 FLD, '00-'17 FL Softail®, '00-later Touring (except FLHTCUL and FLHTKL), and '09-'13 Trike models. Installation on '00-'17 Softail® FLS, FLSS, FLSTFB, FLSTFBS and FLSTN models requires separate purchase of Jiffy Stand P/N 50087-07A. Not for use with Ergo Jiffy Stand P/N 50000091 or Jiffy Stand Extension Kit P/N 50233-00, 50000008 or 50000023.

50501939

Rider.
Fits '18-later FL Softail models equipped with rider footboards.

50501952

Passenger.
Fits '06-'17 Dyna®, '00-'17 Softail and '86-later Touring models equipped with passenger footboard support. Does not fit Trike Models.

C. EMPIRE COLLECTION BRAKE PEDAL PADS – BLACK MACHINE CUT

50600457

Small.
Fits '15-'20 XG models (except XG750A), '14-'22 XL models with Extended Reach Forward Control Kit P/N 50700030, '93-'17 Dyna® models with forward controls, and '84-'17 FX Softail® models (except FXSTDSE). Also fits '18-later FXBR, FXBRS, FLSB models and '18-later Softail® models equipped with Billet Style Rear Brake Lever for Forward Controls P/N 41600218, 41600219 and 41600220

50600518

Small.
Fits '21-later RH1250S and RH975 and RH975S models. RH1250S models require the separate purchase of lever P/N 41600348, and RH975 models require separate purchase of lever P/N 416000370.

50600463

Large.
Fits '12-'16 FLD, '86-'17 FL Softail and '80-later Touring and Trike models.

50600466

Large.
Fits '18-later FL Softail® models equipped with rider footboards.



A. EMPIRE HAND GRIPS – MACHINE CUT



A. EMPIRE HAND GRIPS – MACHINE CUT



A. EMPIRE HAND GRIPS – MACHINE CUT



B. EMPIRE FOOTBOARD – MACHINE CUT RIDER



B. EMPIRE FOOTBOARD – MACHINE CUT PASSENGER



C. EMPIRE BRAKE PEDAL PADS – MACHINE CUT – SMALL




C. EMPIRE BRAKE PEDAL PADS MACHINE CUT – LARGE



D. EMPIRE RIDER FOOTPEGS – MACHINE CUT



D. EMPIRE PASSENGER FOOTPEGS – MACHINE CUT



D. EMPIRE PASSENGER FOOTPEGS – MACHINE CUT



E. EMPIRE SHIFTER PEG – MACHINE CUT



E. EMPIRE SHIFTER PEG – MACHINE CUT

CONTROLS 429

Hand & Foot Controls Collection

D. EMPIRE™ COLLECTION FOOTPEGS – BLACK MACHINE CUT

50501900

Rider.
Fits '18-later FXFB, FXFBS, and '19-'20 FXDRS models in the rider position.

50501857

Rider.
Fits rider position on '22-later RH1250S and '18-later FLSB, FXBB, FXBBS, FXLR, FXLRS, FXBR, FXBRS, and FXST models.

50502339

Passenger.
Fits rider position on '22-later RH975 and '23-later RH975S models. Does not fit with accessory Forward Controls P/N 50502205.

50501832

Passenger.
Fits passenger position on '18-later FLSB, FXBB, FXBBS, FXBR, FXBRS, FXLR, FXLRS, FXLRST, FXRST and FXST models.

50502113

Passenger.
Fits passenger position on '10-later FLHX, FLHXS, FLHXST, FLHXSE, FLTRX, FLTRXS, FLTRXST, and FLTRXSE models.

50502354

Passenger.
Fits passenger position on '21-later RH1250S and '22-later RH975 and RH975S models. RH1250S models require separate purchase of Passenger Footpeg Mount Kit P/N 50502192A. RH975 models require separate purchase of Passenger Footpeg Mount Kit P/N50502434.

50501897

Highway.
Fits models using highway peg mounts and engine guard peg mounts P/N 50957-02C, 54234-10A, 50829-07A, 50830-07A, 50500167, 50500168, 50832-07A and 50964-98.

E. EMPIRE COLLECTION SHIFTER PEG – BLACK MACHINE CUT

33600333

Fits all models (except '06-'17 VRSC™ models with forward controls and '08-'13 XR models).

33600393

Fits all models (except '06-'17 VRSC™ models with forward controls and '08-'13 XR models).

- Model Family Fitment:
- V-ROD

SPORTSTER

DYNA
- SOFTAIL

TOURING

430 CONTROLS

Hand & Foot Controls Collection

EMPIRE™ COLLECTION – BLACK
Raise the stakes. Deep grooves add eye-catching depth and detail to the rich black anodized finish on this complete collection of hand and foot controls. Executed in durable cast and billet aluminum, the Black Empire™ Collection adds captivating custom detail that complements other black and machine cut accessories.

A. EMPIRE COLLECTION HAND GRIPS – BLACK
56100605 Rider.
Fits '23-later FLHXSE and FLTRXSE, and '24-later FLHX, FLTRX, and FLTRXSTSE models.
56100428 Rider.
Fits '20-later LiveWire®, '16-'17 Dyna® FXDLS and '16-later Softail® models, '11-'12 FLSTSE, '14-'15 FLSTNSE, '13-'14 FXSBSE, '16-'17 FXSE and '08-later Touring (except '18-'19 FLTRXSE, '23-later FLHXSE and FLTRXSE, and '24-later FLHX, FLTRX, or FLTRXSTSE) and Trike models.
56100446 Passenger.
Fits '21-later Revolution® Max engine-equipped models. Does not fit models with original equipment heated grips.

B. EMPIRE COLLECTION FOOTBOARDS – BLACK
50501933 Rider.
Fits '12-'16 FLD, '00-'17 FL Softail®, '00-later Touring (except FLHTCUL and FLHTKL), and '09-'13 Trike models. Installation on '00-'17 Softail® FLS, FLSS, FLSTFB, FLSTFBS and FLSTN models requires separate purchase of Jiffy Stand P/N 50087-07A. Not for use with Ergo Jiffy Stand P/N 50000091 or Jiffy Stand Extension Kit P/N 50233-00, 50000008 or 50000023.
50501938 Rider.
Fits '18-later FL Softail models equipped with rider footboards.
50501951 Passenger.
Fits '06-'17 Dyna®, '00-'17 Softail and '86-later Touring models equipped with passenger footboard support. Does not fit Trike Models.

C. EMPIRE COLLECTION BRAKE PEDAL PADS – BLACK
50600458 Small.
Fits '15-'20 XG models (except XG750A), '14-'22 XL models with Extended Reach Forward Control Kit P/N 50700030, '93-'17 Dyna® models with forward controls, and '84-'17 FX Softail® models (except FXSTDSE). Also fits '18-later FXBR, FXBRS, FLSB models and '18-later Softail® models equipped with Billet Style Rear Brake Lever for Forward Controls P/N 41600218, 41600219 and 41600220
50600517 Small.
Fits '21-later RH1250S and RH975 and RH975S models. RH1250S models require the separate purchase of lever P/N 41600348, and RH975 models require separate purchase of lever P/N 416000370.
50600464 Large.
Fits '12-'16 FLD, '86-'17 FL Softail and '80-later Touring and Trike models.
50600467 Large.
Fits '18-later FL Softail® models equipped with rider footboards.



A. EMPIRE HAND GRIPS – BLACK



A. EMPIRE HAND GRIPS – BLACK



A. EMPIRE HAND GRIPS – BLACK



B. EMPIRE FOOTBOARD – BLACK RIDER



B. EMPIRE FOOTBOARD – BLACK PASSENGER



C. EMPIRE BRAKE PEDAL PADS – BLACK SMALL



C. EMPIRE BRAKE PEDAL PADS – BLACK LARGE




D. EMPIRE RIDER FOOTPEGS – BLACK



D. EMPIRE RIDER FOOTPEGS – BLACK



D. EMPIRE PASSENGER FOOTPEGS – BLACK



E. EMPIRE SHIFTER PEG – BLACK

CONTROLS 431

Hand & Foot Controls Collection

D. EMPIRE™ COLLECTION FOOTPEGS – BLACK
50501899 Rider.
Fits '18-later FXFB, FXFBS, and '19-'20 FXDRS models in the rider position.
50501856 Rider.
Fits rider position on '22-later RH1250S and '18-later FLSB, FXBB, FXBBS, FXLR, FXLRS, FXBR, FXBRS, and FXST models.
50502338 Rider.
Fits rider position on '22-later RH975 and '23-later RH975S models. Does not fit with accessory Forward Controls P/N 50502205.
50501831 Passenger.
Fits passenger position on '18-later FLSB, FXBB, FXBBS, FXBR, FXBRS, FXLR, FXLRS, FXLRST, FXRST and FXST models.
50502112 Passenger.
Fits passenger position on '10-later FLHX, FLHXS, FLHXST, FLHXSE, FLTRX, FLTRXS, FLTRXST, and FLTRXSE models.
50502353 Passenger.
Fits passenger position on '21-later RH1250S and '22-later RH975 and RH975S models. RH1250S models require separate purchase of Passenger Footpeg Mount Kit P/N 50502192A. RH975 models require separate purchase of Passenger Footpeg Mount Kit P/N50502434.
50501896 Highway.
Fits models using highway peg mounts and engine guard peg mounts P/N 50957-02C, 54234-10A, 50829-07A, 50830-07A, 50500167, 50500168, 50832-07A and 50964-98.

E. EMPIRE COLLECTION SHIFTER PEG – BLACK
33600334
Fits all models (except '06-'17 VRSC™ models with forward controls and '08-'13 XR models).
33600392
Fits '21-later models equipped with a Revolution® Max engine. (except '06-'17 VRSC™ models with forward controls and '08-'13 XR models).

- Model Family Fitment:
- | | | |
|---------|-----------|------|
| V-ROD | SPORTSTER | DYNA |
| SOFTAIL | TOURING | |

432 CONTROLS

Hand & Foot Controls Collection

EMPIRE™ COLLECTION - CHROME
Raise the stakes. Brilliant chrome highlights the deep grooves that add eye-catching depth and detail to this complete collection of hand and foot controls. Executed in durable cast and billet aluminum, the Chrome Empire™ Collection adds captivating custom detail that complements other chrome accessories.

A. EMPIRE COLLECTION HAND GRIPS – CHROME

56100607 Non-Heated
Fits '23-later FLHXSE and FLTRXSE, and '24-later FLHX, FLTRX, and FLTRXSTSE models.
56100427
Fits '20-later LiveWire®, '16-'17 Dyna® FXDLS and '16-later Softail® models, '11-'12 FLSTSE, '14-'15 FLSTNSE, '13-'14 FXSBSE, '16-'17 FXSE and '08-later Touring (except '18-'19 FLTRXSE, '23-later FLHXSE and FLTRXSE, and '24-later FLHX, FLTRX, or FLTRXSTSE) and Trike models.

B. EMPIRE COLLECTION FOOTBOARDS – CHROME

50501932 Rider.
Fits '12-'16 FLD, '00-'17 FL Softail®, '00-later Touring (except FLHTCUL and FLHTKL), and '09-'13 Trike models. Installation on '00-'17 Softail® FLS, FLSS, FLSTFB, FLSTFBS and FLSTN models requires separate purchase of Jiffy Stand P/N 50087-07A. Not for use with Ergo Jiffy Stand P/N 50000091 or Jiffy Stand Extension Kit P/N 50233-00, 50000008 or 50000023.
50501945 Rider.
Fits '18-later FL Softail models equipped with rider footboards.
50501950 Passenger.
Fits '06-'17 Dyna®, '00-'17 Softail and '86-later Touring models equipped with passenger footboard support. Does not fit Trike Models.

C. EMPIRE COLLECTION BRAKE PEDAL PADS – CHROME

50600459 Small.
Fits '15-'20 XG models (except XG750A), '14-'22 XL models with Extended Reach Forward Control Kit P/N 50700030, '93-'17 Dyna® models with forward controls, and '84-'17 FX Softail® models (except FXSTDSE). Also fits '18-later FXBR, FXBRS, FLSB models and '18-later Softail® models equipped with Billet Style Rear Brake Lever for Forward Controls P/N 41600218, 41600219 and 41600220
50600465 Large.
Fits '12-'16 FLD, '86-'17 FL Softail and '80-later Touring and Trike models.
50600468 Large.
Fits '18-later FL Softail® models equipped with rider footboards.

D. EMPIRE COLLECTION FOOTPEGS – CHROME

50501898 Rider.
Fits '18-later FXFB, FXFBS, and '19-'20 FXDRS models in the rider position.
50501855 Rider.
Fits rider position on '22-later RH1250S and '18-later FLSB, FXBB, FXBBS, FXLR, FXLRS, FXBR, FXBRS, and FXST models.
50501830 Passenger.
Fits passenger position on '18-later FLSB, FXBB, FXBBS, FXBR, FXBRS, FXLR, FXLRS, FXLRST, FXRST and FXST models.
50502111 Passenger.
Fits passenger position on '10-later FLHX, FLHXS, FLHXST, FLHXSE, FLTRX, FLTRXS, FLTRXST,and FLTRXSE.
50501895 Highway.
Fits models using highway peg mounts and engine guard peg mounts P/N 50957-02C, 54234-10A, 50829-07A, 50830-07A, 50500167, 50500168, 50832-07A and 50964-98.

E. EMPIRE COLLECTION SHIFTER PEG – CHROME

33600335
Fits all models (except '06-'17 VRSC™ models with forward controls and '08-'13 XR models).

Fits all models (except '06-'17 VRSC™ models with forward controls and '08-'13 XR models).



A. EMPIRE HAND GRIPS – CHROME



B. EMPIRE RIDER FOOTBOARD – CHROME



B. EMPIRE PASSENGER FOOTBOARD – CHROME



C. EMPIRE BRAKE PADS – CHROME



D. EMPIRE RIDER FOOTPEGS – CHROME



D. EMPIRE PASSENGER FOOTPEGS – CHROME




E. EMPIRE SHIFTER PEG – CHROME



F. 80GRIT RIDER FOOTBOARDS




G. 80GRIT BRAKE PEDAL PAD



H. 80GRIT RIDER FOOTPEGS – RAW



H. 80GRIT RIDER FOOTPEGS – BLACK



H. 80GRIT PASSENGER FOOTPEGS – RAW



H. 80GRIT PASSENGER FOOTPEGS – BLACK

CONTROLS 433

Hand & Foot Controls Collection

F. 80GRIT™ RIDER FOOTBOARDS
When the road bites, bite back. With durable cast aluminum and rugged style edges this BMX-inspired footboard grips your boot for unmatched stability and traction, giving you the confidence to ride as hard as you like.

Fits '14-later Touring models.	
50501602	Raw.
50501604	Black.
Fits '18-later FL Softail® models equipped with rider footboards.	
50501613	Black.

G. 80GRIT BRAKE PEDAL PAD
This BMX-inspired brake pedal pad features rugged styled edges for superior grip and a bold, stripped-down look.

Fits '18-later FLSL, FLDE, FLFB, FLFBS, FLHC, and FLHCS models equipped with Endgame Brake Lever P/N 41600299 or 41600298 and '14-later Touring models equipped with Endgame Brake Lever P/N 41600305 or P/N 41600304.
50600425 Raw.
50600424 Black.

H. 80GRIT™ FOOTPEGS
Combine form and function with the feel of an old-school BMX-style footpeg. The aluminum material with rugged styled edges is lightweight and grips the bottom of your boot, giving you an unmatched feeling of confidence. Black Anodized or Raw finishes provide custom options, while the HDMC “dog tag”-style logo adds subtle authenticity to the bold, stripped-down look.

Rider
Fits rider position on '20-later LiveWire®, '18-later FXFB, FXFBS, '19-later FXDRS models and '21-later RA1250 and RA1250S models.

50501383	Black.
50501390	Raw.

Rider with Wear Peg
Fits '11-'22 XL883L and XL1200C, '16-'22 XL1200CX, '12-'16 XL1200V, '10-'22 XL1200X, '18-'22 XL1200XS, '14-'22 XL models equipped with Extended Reach Forward Control Conversion Kit P/N 50700030, '08-'11 FXCW and FXCWC and '11-'17 FXS and FXSB and '16-'17 FXSE. Does not fit '15-later XG models.

50501387	Black.
-----------------	--------

Fits rider position on '18-later FLSB, FXBB, FXBBS, FXBR, FXBRS, FXLR, FXLRS, FXLRST and FXST models. Also fits '18 later FLDE, FLHC, FLHCS, FLSL, FLFB and FLFBS models equipped with Board-To-Peg Conversion Kit P/N 50501640 and '09-later Touring (except '23-later FLHXSE, FLTRXSE, '24-later FLHX and FLTRX) models equipped with Board-To-Peg Conversion Kit P/N 50501642.

50501382	Black.
50501390	Raw.

Passenger
Fits passenger position on '20-later LiveWire®, '18-later Softail models, and '21-later Revolution Max engine-equipped models.

50501388A	Black.
50501395A	Raw.

Fits models in passenger and highway peg positions. Does not fit the rider and passenger position for '18-later Softail models.

50501603	Raw.
50501605	Black.

Model Family Fitment:		
V-ROD	SPORTSTER	DYNA
SOFTAIL	TOURING	

434 CONTROLS

Hand & Foot Controls Collection

ENDGAME COLLECTION - BLACK
Push your custom style to the edge. The Endgame collection is defined by its slotted design and high-tech, industrial look. The intense black rubber and matte black finish gives you a powerful new way to highlight your high-performance machine.

A. ENDGAME COLLECTION HAND GRIPS – BLACK ANODIZED
Featuring raised black rubber inserts with a black surround, these 1.5" diameter grips deliver superior control and tough industrial styling. Easy-to-install glueless design allows you to remove grips for service without damage.
56100394
Fits '20-later LiveWire®, '16-'17 Dyna® FXDLS and '16-later Softail® models, '14-'15 FLSTNSE, '11-'12 FLSTSE, '13-'14 FXSBSE, and '08-later Touring (except '18-'19 FLTRXSE, '23-later FLHXSE and FLTRXSE, and '24-later FLHX, FLTRX, or FLTRXSTSE) and Trike models.

B. ENDGAME COLLECTION FOOTPEGS – BLACK ANODIZED
Finish off the high-tech, industrial look with Endgame Footpegs. Kit includes slotted left and right footpegs with raised diamond-tread rubber grips to help keep your foot firmly in place.
50501684 Rider.
Fits '18-later FLSB, FXBB, FXBBS, FXBR, FXBRS, FXLR, FXLRS, FXLRST and FXST models. Also fits '18 later FLDE, FLHC, FLHCS, FLSL, FLFB and FLFBS models equipped with Board-To-Peg Conversion Kit P/N 50501640 and '09-later Touring models equipped with Board-To-Peg Conversion Kit P/N 50501642 (except '23-later FLHXSE and FLTRXSE).
50501644 Passenger.
Fits passenger position on '18-later FLSB, FXBB, FXBBS, FXBR, FXBRS, FXLR, FXLRS, FXLRST, FXRST and FXST models.
50501716
Fits models with H-D® male mount style footpeg supports (except the rider position on '15-later XG, '07-'10 XL883L, '07-'22 XL883N, XL1200N, XL1200V and XL1200X, '11-'22 XL1200C and XL1200T, '18-'22 XL1200NS and XL1200XS, '08-'13 XR and '08-'17 FXCW, FXCWC, FXS, FXSB, FXSBSE and FXSE and the rider and passenger position on '18-later Softail models). Fits in passenger position for Touring only. Fits highway peg position only for all '23-later bikes.

C. ENDGAME COLLECTION RIDER FOOTBOARDS – BLACK ANODIZED
With their slotted design, these Endgame Footboards add a custom industrial look to your ride. These footboards feature four raised rubber pads for superior grip and Harley-Davidson script for added style. Kit includes left and right footboards
50501680
Fits '09-later Touring models.



A. ENDGAME COLLECTION HAND GRIPS – BLACK ANODIZED



B. ENDGAME COLLECTION FOOTPEGS – BLACK ANODIZED



B. ENDGAME COLLECTION FOOTPEGS – BLACK ANODIZED



B. ENDGAME COLLECTION FOOTPEGS – BLACK ANODIZED



B. ENDGAME COLLECTION FOOTPEGS – BLACK ANODIZED



C. ENDGAME COLLECTION RIDER FOOTBOARDS – BLACK ANODIZED



C. ENDGAME COLLECTION RIDER FOOTBOARDS – BLACK ANODIZED



D. ENDGAME COLLECTION BRAKE PEDAL PAD – BLACK ANODIZED



D. ENDGAME COLLECTION BRAKE PEDAL PAD – BLACK ANODIZED



E. ENDGAME COLLECTION BRAKE LEVER – BLACK ANODIZED (SHOWN WITH ENDGAME COLLECTION BRAKE PEDAL PAD)



E. ENDGAME COLLECTION BRAKE LEVER – BLACK



F. ENDGAME COLLECTION SHIFTER PEG – BLACK



G. ENDGAME COLLECTION SHIFT LEVER – BLACK ANODIZED (SHOWN WITH ENDGAME COLLECTION SHIFTER PEG)

CONTROLS 435

Hand & Foot Controls Collection

D. ENDGAME COLLECTION BRAKE PEDAL PAD – BLACK ANODIZED
Showcasing a slotted design and black finish, these easy-to-install brake pedal pads complement the Endgame Collection controls to give your ride a custom industrial look.
50600401
Fits '18-later FLSL, FLDE, FLFB, FLFBS, FLHC, and FLHCS models equipped with Endgame Brake Lever P/N 41600299 or 41600298 and '14-later Touring models equipped with Endgame Brake Lever P/N 41600305 or P/N 41600304.

E. ENDGAME COLLECTION BRAKE LEVER – BLACK
Styled to complement the Endgame Collection controls, this Rear Brake Lever features a slotted design that will give your performance bike an industrial look.
41600299
Fits '18-later FL Softail® models equipped with Footboards.

F. ENDGAME COLLECTION SHIFTER PEG – BLACK ANODIZED
With its slotted design, this easy-to-install shifter peg complements the high-tech, industrial look of the Endgame Collection footpegs and footboards.
33600303
Fits '86-later FL Softail®, '88-later Touring and '08-later Trike models equipped with Endgame Collection Shift Levers.

G. ENDGAME COLLECTION SHIFT LEVER – BLACK ANODIZED
Styled to complement the Endgame Collection controls, this Shift Lever features a slotted design that will give your bike a high-tech, industrial look.
33600301
Fits '86-later FL Softail, '88-later Touring and '08-later Trike models.

- Model Family Fitment:
- | | | |
|---|---|--|
|  V-ROD |  SPORTSTER |  DYNA |
|  SOFTAIL |  TOURING | |

436 CONTROLS

Hand & Foot Controls Collection

DOMINION™ COLLECTION – BLACK
Express your bold, renegade attitude. The Dominion™ Collection Rider and Passenger Controls let you set your own styling direction. Crafted from aluminum, these hand and foot controls allow for interchangeable inserts in brushed black, bronze powder-coated, brushed aluminum or brushed orange anodized inserts (sold separately) that allow you to create your own unique look.

A. DOMINION COLLECTION HAND GRIPS – BLACK
56100232
Fits '02-'17 VRSC™, '96-'22 XL, '08-'13 XR, '91-'17 Dyna® (except FXDLS), '96-'15 Softail® (except FLSTNSE, FXSBSE and '11-'12 FLSTSE) and '96-'07 Touring models.

56100231
Fits '20-later LiveWire®, '16-'17 Dyna FXDLS and '16-later Softail models, '11-'12 FLSTSE, '14-'15 FLSTNSE, '13-'14 FXSBSE, '16-'17 FXSE and '08-later Touring (except '18-'19 FLTRXSE, '23-later FLHXSE and FLTRXSE, and '24-later FLHX, FLTRX, or FLTRXSTSE) and Trike models.

B. DOMINION COLLECTION RIDER FOOTBOARD KIT – BLACK
50500869 Rider.
Fits '18-later FL Softail models equipped with rider footboards.

C. DOMINION COLLECTION BRAKE PEDAL PADS – BLACK
50600267 Small.
Fits '18-later FLSB, FXBR and FXBRS models. Also fits '18-later Softail models equipped with Billet Style Rear Brake Lever for Forward Controls P/N 41600218, 41600219 and 41600220.

50600266 Large.
Fits '18-later FL Softail models equipped with rider footboards.

50600346 Large.
Fits '12-'16 FLD, '86-'17 FL Softail and '80-later Touring and Trike models.

D. DOMINION COLLECTION FOOTPEGS – BLACK
50500947 With Removable Wear Peg.
Fits models with H-D® male mount-style footpeg supports (except rider position on '17-later XG750A, '07-'10 XL883L, '07-'22 XL883N, XL1200N, XL1200V and XL1200X, '11-'22 XL1200C and XL1200T, '18-'22 XL1200NS and XL1200XS, '08-'13 XR and '08-'17 FXCW, FXCWC, FXS, FXSB, FXSE and FXSBSE models and the rider and passenger position on '18-later Softail models). Fits in passenger position for Touring only. Fits highway peg position only for all '23-later bikes.

50500870 Rider.
Fits rider position on '20-later LiveWire, '18-later FXFB, FXFBS, and '19-later FXDRS models.

50500871 Rider.
Fits rider position on '18-later FLSB, FXBB, FXBBS, FXBR, FXBRS, FXLR, FXLRS, FXLRST and FXST models. Also fits '18 later FLDE, FLHC, FLHCS, FLSL, FLFB and FLFBS models equipped with Board-To-Peg Conversion Kit P/N 50501640 and '09-later Touring (except '23-later FLHXSE, FLTRXSE, '24-later FLHX and FLTRX) models equipped with Board-To-Peg Conversion Kit P/N 50501642.

50501558 Passenger.
Fits models in passenger and highway peg positions. Does not fit the rider and passenger position for '18-later Softail models.

50500992 Passenger.
Fits passenger position on '18-later FLSB, FXBB, FXBBS, FXBR, FXBRS, FXLR, FXLRS, FXLRST, FXRST and FXST models.

E. DOMINION COLLECTION SHIFTER PEG – BLACK
33600180
Fits all models (except '06-'17 VRSC™ models with forward controls and '08-'13 XR models).



A. DOMINION HAND GRIPS – BLACK



B. DOMINION RIDER FOOTBOARD – BLACK (SHOWN WITH LARGE BRAKE PEDAL PAD)



C. DOMINION BRAKE PEDAL PADS – BLACK




D. DOMINION FOOTPEGS – BLACK (50500870 SHOWN)



D. DOMINION FOOTPEGS – BLACK



D. DOMINION FOOTPEGS – BLACK



E. DOMINION SHIFTER PEG – BLACK



F. DOMINION HAND GRIPS – BRONZE




G. DOMINION RIDER FOOTBOARD – BRONZE (SHOWN WITH LARGE BRAKE PEDAL PAD)



H. DOMINION BRAKE PEDAL PADS – BRONZE




I. DOMINION FOOTPEGS – BRONZE (50500873 SHOWN)



I. DOMINION FOOTPEGS – BRONZE



I. DOMINION FOOTPEGS – BRONZE



J. DOMINION SHIFTER PEG – BRONZE

CONTROLS 437

Hand & Foot Controls Collection

DOMINION™ COLLECTION – BRONZE
Express your bold, renegade attitude. The Dominion™ Collection Rider and Passenger Controls let you set your own styling direction. Crafted from aluminum, these hand and foot controls feature a rugged machined surface and the foot controls allow for interchangeable inserts in brushed black, bronze powder-coated, brushed aluminum or brushed orange anodized inserts (sold separately) that allow you to create your own unique look.

F. DOMINION COLLECTION HAND GRIPS – BRONZE
56100235
Fits '02-'17 VRSC™, '96-'22 XL, '08-'13 XR, '91-'17 Dyna® (except FXDLS), '96-'15 Softail® (except FLSTNSE, FXSBSE and '11-'12 FLSTSE) and '96-'07 Touring models.

56100234
Fits '20-later LiveWire®, '16-'17 Dyna FXDLS and '16-later Softail models, '11-'12 FLSTSE, '14-'15 FLSTNSE, '13-'14 FXSBSE, '16-'17 FXSE and '08-later Touring (except '18-'19 FLTRXSE, '23-later FLHXSE and FLTRXSE, and '24-later FLHX, FLTRX, or FLTRXSTSE) and Trike models.

G. DOMINION COLLECTION RIDER FOOTBOARD KIT – BRONZE
50500872 Rider.
Fits '18-later FL Softail models equipped with rider footboards.

50501295A Rider.
Fits '12-'16 FLD, '00-'17 FL Softail, '00-later Touring (except FLHTCUL and FLHTKL), and '09-later Trike models.

H. DOMINION COLLECTION BRAKE PEDAL PADS – BRONZE
50600269 Small.
Fits '18-later FLSB, FXBR and FXBRS models. Also fits '18-later Softail models equipped with Billet Style Rear Brake Lever for Forward Controls P/N 41600218, 41600219 and 41600220.

50600268 Large.
Fits '18-later FL Softail models equipped with rider footboards.

50600347 Large.
Fits '12-'16 FLD, '86-'17 FL Softail and '80-later Touring and Trike models.

I. DOMINION COLLECTION FOOTPEGS – BRONZE
50500949 With Removable Wear Peg.
Fits models with H-D® male mount-style footpeg supports (except rider position on '17-later XG750A, '07-'10 XL883L, '07-'22 XL883N, XL1200N, XL1200V and XL1200X, '11-'22 XL1200C and XL1200T, '18-'22 XL1200NS and XL1200XS, '08-'13 XR and '08-'17 FXCW, FXCWC, FXS, FXSB, FXSE and FXSBSE models and the rider and passenger position on '18-later Softail models).






50500873 Rider.
Fits rider position on '20-later LiveWire, '18-later FXFB, FXFBS, and '19-later FXDRS models.

50500874 Rider.
Fits rider position on '18-later FLSB, FXBB, FXBBS, FXBR, FXBRS, FXLR, FXLRS, FXLRST and FXST models. Also fits '18 later FLDE, FLHC, FLHCS, FLSL, FLFB and FLFBS models equipped with Board-To-Peg Conversion Kit P/N 50501640 and '09-later Touring (except '23-later FLHXSE, FLTRXSE, '24-later FLHX and FLTRX) models equipped with Board-To-Peg Conversion Kit P/N 50501642.

50501559 Passenger.
Fits models in passenger and highway peg positions. Does not fit the rider and passenger position for '18-later Softail models.

50500993 Passenger.
Fits passenger position on '18-later FLSB, FXBB, FXBBS, FXBR, FXBRS, FXLR, FXLRS, FXLRST, FXRST and FXST models.

J. DOMINION COLLECTION SHIFTER PEG – BRONZE
33600214
Fits all models (except '06-'17 VRSC™ models with forward controls and '08-'13 XR models).

- Model Family Fitment:
- | | | |
|---|---|--|
|  V-ROD |  SPORTSTER |  DYNA |
|  SOFTAIL |  TOURING | |

438 CONTROLS

Hand & Foot Controls Collection

DOMINION™ COLLECTION FOOT CONTROL INSERTS
Make your bike a true custom of one. The Dominion™ Inserts allow you to customize and personalize Dominion Collection accessories, so your bike is truly one of a kind.

A. DOMINION COLLECTION FOOTPEG TRIM PIECE	
Fits Dominion Footpegs. Sold in sets of 2.	
50500937	Brushed Black.
50500938	Bronze.
50500939	Brushed Orange.
50500940	Brushed Aluminum.

B. DOMINION COLLECTION SHIFTER PEG TRIM PIECE	
Fits Dominion Shifter Pegs P/N 33600180 and 33600214.	
33600215	Brushed Black.
33600216	Bronze.
33600217	Brushed Orange.
33600218	Brushed Aluminum.



A. DOMINION FOOTPEG TRIM – ORANGE SHOWN



A. DOMINION FOOTPEG TRIM



B. DOMINION SHIFTER PEG TRIM – BRUSHED ALUMINUM SHOWN



B. DOMINION SHIFTER PEG TRIM



C. VOLTAIC HAND GRIPS



D. HARLEY-DAVIDSON® BY RIZOMA – HAND GRIPS



E. HARLEY-DAVIDSON® BY RIZOMA – FOOTPEGS

CONTROLS 439

Hand & Foot Controls Collection

C. VOLTAIC HAND GRIPS
These sleek, premium hand grips feature high-quality rubber and metal construction to provide excellent grip for comfortable, confident riding. Designed to complement the lines of your motorcycle, the Voltaic Grips enhance the overall style of your bike with a look that's light, fast and agile.

56100330
Fits '20-later LiveWire® (except Europe, India, China, and Vietnam markets), '16-'17 Dyna® FXDLS and '16-later Softail® models, '11-'12 FLSTSE, '14-'15 FLSTNSE, '13-'14 FXSBSE, '16-'17 FXSE and '08-later Touring (except '18-'19 FLTRXSE, '23-later FLHXSE and FLTRXSE, and '24-later FLHX, FLTRX, or FLTRXSTSE) and Trike models.

HARLEY-DAVIDSON® BY RIZOMA
Precision craftsmanship and unmistakable style define this collaborative collection from Harley-Davidson and Rizoma. Lasered H-D and Rizoma logos on a subdued black on black finish display minimal branding that lets the machined texture and performance aesthetic take the lead. This sleek collection of billet aluminum accessories is the first co-branded collection of its kind designed exclusively for H-D® motorcycle riders.

D. HARLEY-DAVIDSON® BY RIZOMA – HAND GRIPS
Harley-Davidson by Rizoma handgrips are 1.44 inches in diameter and feature a textured rubber grip to inspire confidence in handling while riding.

56100479
Fits '20-later LiveWire®, '16-'17 Dyna® FXDLS and '16-later Softail® models, '11-'12 FLSTSE, '14-'15 FLSTNSE, '13-'14 FXSBSE, '16-'17 FXSE and '08-later Touring (except '18-'19 FLTRXSE, '23-later FLHXSE and FLTRXSE, and '24-later FLHX, FLTRX, or FLTRXSTSE) and Trike models.

E. HARLEY-DAVIDSON® BY RIZOMA – FOOTPEGS
A bright, machined surface on Harley-Davidson by Rizoma footpegs offers the passenger a level of confidence in boot grip while adding a striking element of contrast to a dark-finished style.

50502158 Rider.
Fits rider position on '20-later LiveWire, '18-late FXFB, FXFBS, and '19-'20 FXDRS models.

50502159 Passenger.
Fits passenger position on '18-later FLSE, FXBB, FXBBS, FXBR, FXBRS, FXLR, FXLRS, FXLRST, FXRST and FXST models.

Model Family Fitment:			
	V-ROD		SPORTSTER
	SOFTAIL		DYNA
	TOURING		

440 CONTROLS

Hand & Foot Controls Collection

A. WILLIE G SKULL HAND GRIPS – BLACK

Contrasting the sinister Willie G Skull logo surrounded by Harley-Davidson script, the raised rubber pads add positive grip and comfort for the long haul. Easy to install, these grips feature a glueless design that allows removal without damage.

56100364
Fits '02-'17 VRSC™, '96-'22 XL '08-'13 XR, '91-'17 Dyna® (except FXDLS), '96-'15 Softail® (except FLSTNSE, FXSBSE and '11-'12 FLSTSE) and '96-'07 Touring models.

56100361
Fits '20-later LiveWire®, '16-'17 Dyna FXDLS and '16-later Softail models, '11-'12 FLSTSE, '14-'15 FLSTNSE, '13-'14 FXSBSE, '16-'17 FXSE and '08-later Touring (except '18-'19 FLTRXSE, '23-later FLHXSE and FLTRXSE, and '24-later FLHX, FLTRX, or FLTRXSTSE) and Trike models.

B. WILLIE G SKULL SHIFTER PEG – BLACK

Styled to complement the Willie G Skull Collection Foot Controls, this easy-to-install shifter peg can be rotated to a comfortable position and the smooth back protects the toe of your boot from wear while shifting.

33600258
Fits all models (except '06-'17 VRSC™ models with forward controls and '08-'13 XR).

C. WILLIE G SKULL BRAKE PEDAL PADS – BLACK

Available in two sizes to fit most Harley-Davidson® motor-cycles, these easy-to-install brake pedal pads feature rich black rubber for grip and traction and they complement Willie G Skull Collection Footpegs and Footboard Inserts for a complete look.

50600342 Small.
Fits '15-'20 XG models (except XG750A), '14-'22 XL models with Extended Reach Forward Control Kit P/N 50700030, '93-'17 Dyna models with forward controls, and '84-'17 FX Softail models (except FXSTDSE).

50600344 Small.
Fits '18-later FXBR, FXBRS and FLSB models. Also fits '18-later Softail models equipped with Billet Style Rear Brake Lever for Forward Controls P/N 41600218, 41600219 and 41600220.

50600343 Large.
Fits '12-'16 FLD, '86-'17 FL Softail and '80-later Touring and Trike models.

50600345 Large.
Fits '18-later FL Softail models equipped with rider footboards.

D. WILLIE G SKULL FOOTPEGS – BLACK

Styled to complement Willie G Skull Accessory items, these obsidian black Footpegs feature a raised Willie G Skull and Harley-Davidson Motorcycles script surrounded by rich black rubber for grip and traction. Footpeg rotation is adjustable for position, so your feet ride on the rubber treads whether used as a rider, passenger or highway peg. Kit includes left and right peg.

50501288 Black.
Fits models with H-D® male mount-style footpeg supports (except the rider position on '15-later XG, '07-'10 XL883L, '07-'22 XL883N, XL1200N, XL1200T, XL1200V and XL1200X, '11-'22 XL1200C, '16-'22 XL1200CX, '17-'22 XL1200CP and XL1200CA, '08-'13 XR and '08-'17 FXCW, FXCWC, FXS, FXSB, FXSBSE and FXSE and the rider and passenger position on '18-later Softail models). Fits in passenger position for Touring only. Fits highway peg position only for all '23-later bikes.

50501281 Rider Footpegs.
Fits '18-later FLSB, FXBB, FXBBS, FXBR, FXBRS, FXLR, FXLRS, FXLRST and FXST models. Also fits '18 later FLDE, FLHC, FLHCS, FLSL, FLFB and FLFBS models equipped with Footboard To Footpeg Conversion Kit P/N 50501640 and '09-later Touring models equipped with Board-To-Peg Conversion Kit P/N 50501642.

50501282 Passenger Footpegs.
Fits passenger position on '18-later FLSB, FXBB, FXBBS, FXBR, FXBRS, FXLR, FXLRS, FXLRST, FXRST and FXST models.



A. WILLIE G SKULL HAND GRIPS – BLACK



A. WILLIE G SKULL SHIFTER PEG – BLACK



B. WILLIE G SKULL BRAKE PEDAL PADS – BLACK



C. WILLIE G SKULL FOOTPEGS – BLACK (50501288 SHOWN)



D. WILLIE G SKULL FOOTPEGS – BLACK (50501281 SHOWN)



D. WILLIE G SKULL FOOTPEGS – BLACK (50501282 SHOWN)



D. WILLIE G SKULL FOOTPEGS – BLACK (50501282 SHOWN)



E. WILLIE G SKULL RIDER FOOTBOARD INSERTS – BLACK, SWEEP WING STYLE



E. WILLIE G SKULL RIDER FOOTBOARD INSERTS – BLACK, CLASSIC STYLE



E. WILLIE G SKULL PASSENGER FOOTBOARD INSERTS – BLACK, CLASSIC STYLE



E. WILLIE G SKULL RIDER FOOTBOARD INSERTS – BLACK, TRADITIONAL STYLE



E. WILLIE G SKULL PASSENGER FOOTBOARD INSERTS – BLACK, TRADITIONAL STYLE



E. WILLIE G SKULL PASSENGER FOOTBOARD INSERTS – BLACK, CONTEMPORARY STYLE

CONTROLS 441

Hand & Foot Controls Collection

E. WILLIE G SKULL FOOTBOARD INSERTS – BLACK

Drenched in black and styled to match the Willie G Skull Collection Accessories, these footboard inserts retain the cast-in vibration isolation found on Original Equipment footboards. The over-molded rubber provides both comfort and traction while riding. Kit includes right and left insert.

50501286 Rider – Swept Wing Style.
Fits '12-'16 FLD and '86-'17 Softail®, '86-later Touring and Trike models equipped with Swept Wing rider footboards.

50501287 Rider – Traditional Style.
Fits models with traditional style rider footboards. Does not fit '18-later Softail models.

50501284 Rider – Classic Style.
Fits '18-later FL Softail models equipped with classic style rider footboards.

50501285 Passenger – Traditional Style.
Fits models equipped with traditional-style passenger footboards. Does not fit '18-later Softail models.

50501289 Passenger – Classic Style.
Fits models with classic-style passenger footboards.

50501290 Passenger – Contemporary Style.
Fits models with contemporary-style passenger footboards.

Model Family Fitment:

<div></div> V-ROD	<div></div> SPORTSTER	<div></div> DYNA
<div></div> SOFTAIL	<div></div> TOURING	

442 CONTROLS

Hand & Foot Controls Collection

WILLIE G SKULL COLLECTION – CHROME
The deep black rubber pads are set against a brilliant polished and chrome-plated field to yield the dramatic appearance of the Skull Collection.

A. WILLIE G SKULL HAND GRIPS – CHROME

Contrasting the chrome sinister skull logo surrounded by Harley-Davidson script, the raised rubber pads add positive grip and comfort for the long haul. Easy to install, these grips feature a glueless design that allows removal without damage.

Fits '02-'17 VRSC™, '96-'22 XL '08-'13 XR, '91-'17 Dyna® (except FXDLS), '96-'15 Softail® (except FLSTNSE, FXSBSE and '11-'12 FLSTSE) and '96-'07 Touring models.

56751-04	Small 1.3" Diameter.
56740-04	Medium 1.5" Diameter.
56741-04	Large 1.6" Diameter.

Fits '20-later LiveWire®, '16-'17 Dyna FXDLS and '16-later Softail models, '11-'12 FLSTSE, '14-'15 FLSTNSE, '13-'14 FXSBSE, '16-'17 FXSE and '08-later Touring (except '18-'19 FLTRXSE, '23-later FLHXSE and FLTRXSE, and '24-later FLHX, FLTRX, or FLTRXSTSE) and Trike models.

56740-08	Medium 1.5" Diameter.
-----------------	-----------------------

B. WILLIE G SKULL SHIFTER PEG – CHROME

This easy-to-install shifter peg can be rotated to a comfortable position and the smooth back protects the toe of your boot from wear while shifting.

34689-04
Fits all models (except '06-'17 VRSC™ models with forward controls and '08-'13 XR).

C. WILLIE G SKULL BRAKE PEDAL PADS – CHROME

Available in two sizes to fit most Harley-Davidson® motorcy-cles, these easy-to-install brake pedal pads complement Willie G Collection pegs and footboard inserts for a complete look.

42710-04 Small.
Fits '15-'20 XG models (except XG750A), '14-'22 XL models with Extended Reach Forward Control Kit P/N 50700030, '93-'17 Dyna models with forward controls, and '84-'17 FX Softail models (except FXSTDSE).

50600313 Small.
Fits '18-later FXBR, FXBRS and FLSB models. Also fits '18-later Softail models equipped with Billet Style Rear Brake Lever for Forward Controls P/N 41600218, 41600219 and 41600220.

42711-04 Large.
Fits '12-'16 FLD, '86-'17 FL Softail and '80-later Touring and Trike models.

50600311 Large.
Fits '18-later FL Softail models equipped with rider footboards.

D. WILLIE G SKULL FOOTPEGS – CHROME

Footpeg rotation is adjustable for position, so your feet ride on the rubber treads whether used as a rider, passenger or high-way peg. Kit includes left and right peg.

50370-04
Fits models with H-D® male mount-style footpeg supports (except the rider position on '15-later XG, '07-'10 XL883L, '07-'22 XL883N, XL1200N, XL1200T, XL1200V and XL1200X, '11-'22 XL1200C, '16-'22 XL1200CX, '17-'22 XL1200CP and XL1200CA, '18-'22 XL1200NS and XL1200XS, '08-'13 XR and '08-'17 FXCW, FXCWC, FXS, FXSB, FXSBSE and FXSE and the rider and passenger position on '18-later Softail models). Fits in passenger position for Touring only. Fits highway peg position only for all '23-later bikes.

50500856 Rider Footpegs.
Fits '18-later FLSB, FXBB, FXBBS, FXBR, FXBRS, FXLR, FXLRS, FXLRST and FXST models. Also fits '18 later FLDE, FLHC, FLHCS, FLSL, FLFB and FLFBS models equipped with Board-To-Peg Conversion Kit P/N 50501640 and '09-later Touring models equipped with Board-To-Peg Conversion Kit P/N 50501642.

50500858 Passenger Footpegs.
Fits passenger position on '18-later FLSB, FXBB, FXBBS, FXBR, FXBRS, FXLR, FXLRS, FXLRST, FXRST and FXST models.



A. WILLIE G SKULL HAND GRIPS – CHROME



A. WILLIE G SKULL HAND GRIPS – CHROME



B. WILLIE G SKULL SHIFTER PEG – CHROME



C. WILLIE G SKULL BRAKE PEDAL PADS – CHROME



D. WILLIE G SKULL FOOTPEGS – CHROME (50370-04 SHOWN)



D. WILLIE G SKULL RIDER FOOTPEGS – CHROME (50500856 SHOWN)



D. WILLIE G SKULL PASSENGER FOOTPEGS – CHROME (50500858 SHOWN)



E. WILLIE G SKULL RIDER FOOTBOARD INSERTS, CHROME – SWEEP WING STYLE



E. WILLIE G SKULL RIDER FOOTBOARD INSERTS, CHROME – CLASSIC STYLE



E. WILLIE G SKULL PASSENGER FOOTBOARD INSERTS, CHROME – CLASSIC STYLE



E. WILLIE G SKULL RIDER FOOTBOARD INSERTS, CHROME – TRADITIONAL STYLE



E. WILLIE G SKULL PASSENGER FOOTBOARD INSERTS, CHROME – TRADITIONAL STYLE



E. WILLIE G SKULL PASSENGER FOOTBOARD INSERTS, CHROME – CONTEMPORARY STYLE

CONTROLS 443

Hand & Foot Controls Collection

E. WILLIE G SKULL FOOTBOARD INSERTS – CHROME

Easy-to-install footboard kits retain the Original Equipment cast-in vibration isolation for a fatigue-free ride. Kit includes left and right insert.

50704-04 Rider – Swept Wing Style.
Fits '12-'16 FLD and '86-'17 Softail®, '86-later Touring and Trike models equipped with Swept Wing-style rider footboards.

50710-04 Rider – Traditional Style.
Fits models with traditional-style rider footboards. Does not fit '18-later Softail models.

50500722 Rider – Classic Style.
Fits '18-later FL Softail models equipped with classic style rider footboards.

50713-04 Passenger – Traditional Style.
Fits models equipped with traditional-style passenger footboards.

50501142 Passenger – Classic Style.
Fits models with classic-style passenger footboards.

50501145 Passenger – Contemporary Style.
Fits models with contemporary-style passenger footboards.

Model Family Fitment:			
	V-ROD		SPORTSTER
	SOFTAIL		DYNA
			TOURING

444 CONTROLS

Hand & Foot Controls Collection

KAHUNA™ COLLECTION HAND AND FOOT CONTROLS – GLOSS BLACK
Understated but powerful, the Kahuna™ Collection Controls feature a gloss black surfaces surrounded by rich, black rubber that provides grip and traction where needed. These gloss black controls are styled to complement other Kahuna Collection Accessories and the Hand Grips and Rider Footboards also feature a rich red Bar & Shield logo.

A. KAHUNA HAND GRIPS – GLOSS BLACK

56100705
Fits '23-later FLHXSE and FLTRXSE, and '24-later FLHX, FLTRX, and FLTRXSTSE models.

56100332
Fits '20-later LiveWire®, '16-'17 Dyna® FXDLS and '16-later Softail® models, '11-'12 FLSTSE, '14-'15 FLSTNSE, '13-'14 FXSBSE, '16-'17 FXSE and '08-later Touring (except '18-'19 FLTRXSE, '23-later FLHXSE and FLTRXSE, and '24-later FLHX, FLTRX, or FLTRXSTSE) and Trike models.

B. KAHUNA FOOTPEGS – GLOSS BLACK

50501225
Fits rider position: '02-'17 VRSC™ models with forward controls (except VRSCDX and VRSCF), '15-'20 XG models (except XG750A), '06-earlier XL, '07-'10 XL883, XL883C, XL883R, XL1200C and XL1200R, '07-'11 XL1200L, '91-'17 Dyna® (except FLD), and '84-'17 Softail models with forward controls (except FXCW, FXCWC, FXS, FXSB or FXBSE). Fits passenger position: all models with H-D® male-mount passenger peg mounts (except '06-earlier VRSC, '03-earlier XL, '05-earlier Dyna and Softail models equipped with Shotgun exhaust). '84-'17 Softail models require separate purchase of Support Kit P/N 50454-09. Does not fit passenger position on '18-later Softail models. Fits highway peg position: all models with frame-mount or engine guard-mount highway pegs (except Whiskers Adjustable Highway Bar P/N 50855-09 and 50865-09). Fits in passenger position for Touring only. Fits highway peg position only for all '23-later bikes.

C. KAHUNA SHIFTER PEG – GLOSS BLACK

33600257
Fits all models (except '06-'17 VRSC models with forward controls and '08-'13 XR models).

D. KAHUNA BRAKE PEDAL PAD – GLOSS BLACK

50600341 Large.
Fits '12-'16 FLD, '86-'17 FL Softail and '80-later Touring and Trike models.

E. KAHUNA FOOTBOARD KITS – GLOSS BLACK

50501227 Rider.
Fits '12-'16 FLD, '86-'17 FL Softail (except FLS, FLSS, FLSTFB, FLSTFBS and FXSE), '86-later Touring (except FLHTCUL and FLHTKL) and '08-later Trike models.

50501228 Passenger.
Fits '06-'17 Dyna, '00-later Softail (except FXDRS, FXFB and FXFBS) and '86-later Touring models equipped with passenger footboard supports. Does not fit Trike models.



A. KAHUNA HAND GRIPS – GLOSS BLACK



F. KAHUNA HAND GRIPS – CHROME



B. KAHUNA FOOTPEGS – GLOSS BLACK



B./C. KAHUNA FOOTPEG AND SHIFTER PEG – GLOSS BLACK



G. KAHUNA FOOTPEGS – CHROME



G./H. KAHUNA FOOTPEG AND SHIFTER PEG – CHROME



C. KAHUNA SHIFTER PEG – GLOSS BLACK



D. KAHUNA BRAKE PEDAL PAD – GLOSS BLACK



H. KAHUNA SHIFTER PEG – CHROME



I. KAHUNA BRAKE PEDAL PAD – CHROME



D. KAHUNA RIDER FOOTBOARDS KIT – GLOSS BLACK



E. KAHUNA PASSENGER FOOTBOARD KIT – GLOSS BLACK



J. KAHUNA RIDER FOOTBOARDS KIT – CHROME



J. KAHUNA PASSENGER FOOTBOARD KIT – CHROME

CONTROLS 445

Hand & Foot Controls Collection

KAHUNA™ COLLECTION HAND AND FOOT CONTROLS – CHROME
Understated but powerful, the Kahuna™ Collection Controls feature a mirror-like chrome surface surrounded by rich, black rubber that provides grip and traction where needed. These chrome controls are styled to complement other Kahuna Collection Accessories and the Hand Grips and Rider Footboards also feature a rich red Bar & Shield logo.

F. KAHUNA HAND GRIPS – CHROME

56100706
Fits '23-later FLHXSE and FLTRXSE, and '24-later FLHX, FLTRX, and FLTRXSTSE models

56100319
Fits '20-later LiveWire®, '16-'17 Dyna® FXDLS and '16-later Softail® models, '11-'12 FLSTSE, '14-'15 FLSTNSE, '13-'14 FXSBSE, '16-'17 FXSE and '08-later Touring (except '18-'19 FLTRXSE, '23-later FLHXSE and FLTRXSE, and '24-later FLHX, FLTRX, or FLTRXSTSE) and Trike models.

G. KAHUNA FOOTPEGS – CHROME

50501148
Fits rider position: '02-'17 VRSC™ models with forward controls (except VRSCDX and VRSCF), '15-'20 XG models (except XG750A), '06-earlier XL, '07-'10 XL883, XL883C, XL883R, XL1200C and XL1200R, '07-'11 XL1200L, '91-'17 Dyna® (except FLD), and '84-'17 Softail models with forward controls (except FXCW, FXCWC, FXS, FXSB or FXBSE). Fits passenger position: all models with H-D® male-mount passenger peg mounts (except '06-earlier VRSC, '03-earlier XL, '05-earlier Dyna and Softail models equipped with Shotgun exhaust). '84-'17 Softail models require separate purchase of Support Kit P/N 50454-09. Does not fit passenger position on '18-later Softail models. Fits highway peg position: all models with frame-mount or engine guard-mount highway pegs (except Whiskers Adjustable Highway Bar P/N 50855-09 and 50865-09). Fits in passenger position for Touring only. Fits highway peg position only for all '23-later bikes.

H. KAHUNA SHIFTER PEG – CHROME

33600256
Fits all models (except '06-'17 VRSC models with forward controls and '08-'13 XR models).

I. KAHUNA BRAKE PEDAL PAD – CHROME

50600340 Large.
Fits '12-'16 FLD, '86-'17 FL Softail and '80-later Touring and Trike models.

J. KAHUNA FOOTBOARD KITS – CHROME

50501150 Rider.
Fits '12-'16 FLD, '86-'17 FL Softail (except FLS, FLSS, FLSTFB, FLSTFBS and FXSE), '86-later Touring (except FLHTCUL and FLHTKL) and '08-later Trike models.

50501151 Passenger.
Fits '06-'17 Dyna, '00-later Softail (except FXDRS, FXFB and FXFBS) and '86-later Touring models equipped with passenger footboard supports. Does not fit Trike models.

Model Family Fitment:

V-ROD	SPORTSTER	DYNA
SOFTAIL	TOURING	

446 CONTROLS

Hand & Foot Controls Collection

AIRFLOW COLLECTION – GLOSS BLACK
Defined by a sleek surround, the deep hockey-stick groove and the smooth rubber traction strips, this delta wing-inspired collection is the perfect match for your high-profile street machine. The rich black high-grip surfaces are divided by a deep channel that draws your eye from the leading to the trailing edge.

A. AIRFLOW HAND GRIPS – GLOSS BLACK

Wrap your fingers around the gloss black ridge for a sweet tactile feel. These grips combine a traction-grip crosshatch rubber surface with a comfortable 1.6" diameter for excellent control in wet or dry weather. The easy-to-install glueless design allows you to remove the grips for service without damage.

56100218
Fits '20-later LiveWire®, '16-'17 Dyna® FXDLS and '16-later Softail® models, '11-'12 FLSTSE, '14-'15 FLSTNSE, '13-'14 FXSBSE, '16-'17 FXSE and '08-later Touring (except '18-'19 FLTRXSE, '23-later FLHXSE and FLTRXSE, and '24-later FLHX, FLTRX, or FLTRXSTSE) and Trike models.

56100356
Fits '02-'17 VRSC™, '96-'22 XL, '08-'13 XR, '96-'17 Dyna (except FXDLS), '95-'15 Softail (except FLSTNSE, FLSTSE and FXSBSE and '11-'12 FLSTSE) '96-'07 Touring models.

B. AIRFLOW FOOTPEGS – GLOSS BLACK

These footpegs are adjustable for position and feature a rectangular shape and a raised rubber surface for foot support and traction whether used as a rider, passenger or highway peg.

50500717
Fits models with H-D® male mount-style footpeg supports (except the rider position on '17-later XG750A, '07-'10 XL883L, '07-'22 XL883N, XL1200N, XL1200V and XL1200X, '11-'22 XL1200C and XL1200T, '18-'22 XL1200NS and XL1200XS, '08-'13 XR, and '08-'17 FXCW, FXCWC, FXS, FXSB, FXSBSE and FXSE and the rider and passenger position on '18-later Softail models). Fits in passenger position for Touring only. Fits highway peg position only for all '23-later bikes.

C. AIRFLOW SHIFTER PEG – GLOSS BLACK

This simple-to-install Shifter Peg complements the sweeping design of the Airflow Collection footpegs and footboards. Rotation is adjustable for comfortable shifting, and the rubber back protects the top of your boot while downshifting.

33600154
Fits all models (except '06-'17 VRSC™ models with forward controls, '17-'20 XG750A and '08-'13 XR).

D. AIRFLOW BRAKE PEDAL PAD – GLOSS BLACK

The Airflow Brake Pedal Pad features curving gloss black surrounding a deep black rubber pad, accented with a deep center groove. Easy to install, this brake pedal pad complements the Airflow Collection for a complete custom look.

50600338 Large.
Fits '12-'16 FLD, '86-'17 FL Softail and '80-later Touring and Trike models.

E. AIRFLOW FOOTBOARD KITS – GLOSS BLACK

Comfortable and stylish, these fighter-wing shaped footboards add an elegant finish to your ride. The complete kit includes gloss black delta wing-shaped footboard pans with vibration-isolated inserts for a fatigue-free ride. The black rubber pads feature a deep embossed Bar & Shield logo and rear-sweeping traction grooves.

50501265 Rider.
Fits '12-'16 FLD, '86-'17 FL Softail (except FLS, FLSS, FLSTFB, FLSTFBS and FXSE), '86-later Touring (except FLHTCUL and FLHTKL) and '08-later Trike models.

50501266 Passenger.
Fits '06-'17 Dyna, '18-later Softail (except FXDRS, FXFB and FXFBS) and '86-later Touring models equipped with passenger footboard supports. Does not fit Trike models.



A. AIRFLOW HAND GRIPS – GLOSS BLACK



B. AIRFLOW FOOTPEGS – GLOSS BLACK (SHOWN WITH SMALL AIRFLOW BRAKE PEDAL PAD)



B./C. AIRFLOW FOOTPEG & SHIFTER PEG – GLOSS BLACK



C. AIRFLOW SHIFTER PEG – GLOSS BLACK



D. AIRFLOW BRAKE PEDAL PAD – GLOSS BLACK



E. AIRFLOW RIDER FOOTBOARD KIT – GLOSS BLACK (SHOWN WITH LARGE AIRFLOW BRAKE PEDAL PAD)



E. AIRFLOW PASSENGER FOOTBOARD KIT – GLOSS BLACK



F. AIRFLOW HAND GRIPS – CHROME



G. AIRFLOW FOOTPEGS – CHROME (SHOWN WITH SMALL AIRFLOW BRAKE PEDAL PAD)



G./H. AIRFLOW FOOTPEG & SHIFTER PEG – CHROME



H. AIRFLOW SHIFTER PEG – CHROME



I. AIRFLOW BRAKE PEDAL PAD – CHROME



J. AIRFLOW RIDER FOOTBOARD KIT – CHROME (SHOWN WITH LARGE AIRFLOW BRAKE PEDAL PAD)



J. AIRFLOW PASSENGER FOOTBOARD KIT – CHROME

CONTROLS 447

Hand & Foot Controls Collection

AIRFLOW COLLECTION – CHROME
Defined by a brilliant chrome border and smooth rubber traction strips, this delta wing-inspired collection is the perfect match for your high-profile street machine. The rich black surfaces are divided by a deep mirror-finished groove that draws your eye from the leading to the trailing edge.

F. AIRFLOW HAND GRIPS – CHROME

Wrap your fingers around the chrome ridge for a sweet tactile feel. These grips combine a traction-grip crosshatch rubber surface with a comfortable 1.6" diameter for excellent control in wet or dry weather. The easy-to-install glueless design allows you to remove the grips for service without damage

56100112
Fits '02-'17 VRSC™, '96-'22 XL, '08-'13 XR, '96-'17 Dyna® (except FXDLS), '95-'15 Softail® (except FLSTNSE, FLSTSE and FXSBSE and '11-'12 FLSTSE) '96-'07 Touring models.

56100108
Fits '20-later LiveWire®, '16-'17 Dyna FXDLS and '16-later Softail models, '11-'12 FLSTSE, '14-'15 FLSTNSE, '13-'14 FXSBSE, '16-'17 FXSE and '08-later Touring (except '18-'19 FLTRXSE, '23-later FLHXSE and FLTRXSE, and '24-later FLHX, FLTRX, or FLTRXSTSE) and Trike models.

G. AIRFLOW FOOTPEGS – CHROME

These footpegs are adjustable for position and feature a rectangular shape and a raised rubber surface for foot support and traction whether used as a rider, passenger or highway peg.

50500435
Fits models with H-D® male mount-style footpeg supports (except the rider position on '17-later XG750A, '07-'10 XL883L, '07-'22 XL883N, XL1200N, XL1200T, XL1200V and XL1200X, '11-'22 XL1200C, '16-'22 XL1200CX, '18-'22 XL1200NS and XL1200XS, '08-'13 XR and '08-'17 FXCW, FXCWC, FXS, FXSB, FXSBSE, FXSE and the rider and passenger position on '18-later Softail models). Fits in passenger position for Touring only. Fits highway peg position only for all '23-later bikes.

H. AIRFLOW SHIFTER PEG – CHROME

This simple-to-install Shifter Peg complements the sweeping design of the Airflow Collection footpegs and footboards. Rotation is adjustable for comfortable shifting, and the rubber back protects the top of your boot while downshifting.

33600075
Fits all models (except '06-'17 VRSC™ models with forward controls, '17-'20 XG750A and '08-'13 XR models).

I. AIRFLOW BRAKE PEDAL PAD – CHROME

The Airflow Brake Pedal Pad features curving chrome surrounding a deep black rubber pad, accented with a deep center groove. Easy to install, this brake pedal pad complements the Airflow Collection for a complete custom look.

50600159 Large.
Fits '12-'16 FLD, '86-'17 FL Softail, '80-later Touring and Trike models.

J. AIRFLOW FOOTBOARD KITS – CHROME

Comfortable and stylish, these fighter-wing shaped footboards add an elegant finish to your ride. The complete kit includes chrome delta wing-shaped footboard pans with vibration-isolated inserts for a fatigue-free ride. The black rubber pads feature a deep embossed Bar & Shield logo and rear-sweeping traction grooves.

50500436 Rider.
Fits '12-'16 FLD, '86-'17 FL Softail (except FLS, FLSS, FLSTFB, FLSTFBS and FXSE), '86-later Touring (except FLHTCUL and FLHTKL) and '08-later Trike models.

50500437 Passenger.
Fits '06-'17 Dyna, '18-later Softail (except FXDRS, FXFB and FXFBS) and '86-later Touring models equipped with passenger footboard supports. Does not fit Trike models.

Model Family Fitment:

- | | | |
|---------|-----------|------|
| V-ROD | SPORTSTER | DYNA |
| SOFTAIL | TOURING | |

448 CONTROLS

Hand & Foot Controls Collection

STREAMLINER COLLECTION – CHROME

Inspired by the art-deco designs of the Streamliner era, this collection reflects the simple lines and shapes that still remain contemporary today. The rich black rubber features three raised chrome tri-line bands for contrast and a rich chrome surround to finish the look.

A. STREAMLINER HAND GRIPS – CHROME

Complement the Streamliner look with these matching grips. The rich black rubber provides a positive grip while riding and the chrome tri-line design will provide just the right touch of chrome.

56100048

Fits '20-later LiveWire®, '16-'17 Dyna® FXDLS and '16-later Softail® models, '11-'12 FLSTSE, '14-'15 FLSTNSE, '13-'14 FXSBSE, '16-'17 FXSE and '08-later Touring (except '18-'19 FLTRXSE, '23-later FLHXSE and FLTRXSE, and '24-later FLHX, FLTRX, or FLTRXSTSE) and Trike models.

B. STREAMLINER RIDER FOOTPEGS – CHROME

Complete the streamlined look with Streamliner Footpegs. Kit includes left and right footpegs.

50211-04

Fits rider positions on '03-earlier XL models with mid controls and '05-earlier Dyna models with mid controls. Fits all models in passenger and highway peg positions.

Shown with:

STREAMLINER SHIFTER PEG

Complement the streamlined footpegs and footboards with this simple-to-install Shifter Peg.

34967-04

Fits all models (except '06-'17 VRSC™ models with forward controls and '08-'13 XR models).

C. STREAMLINER BRAKE PEDAL PAD

Complement the streamlined footpegs and footboards with this simple-to-install Brake Pedal Pad. The chrome frame surrounds a black rubber pad accented with three polished bands for style and grip.

42712-04

Large. Fits '12-'16 FLD, '86-'17 FL Softail and '80-later Touring and Trike models.

D. STREAMLINER RIDER FOOTBOARD KIT

Add the sleek sweeping footboard design from the Street Glide® model to your Touring bike. Kit includes vibration-isolation footboard pads with three polished bands, and the complete chrome-plated pans that easily bolt in place of the Original Equipment footboards.

50631-04

Fits '12-'16 FLD and '86-'17 FL Softail (except FLS, FLSS, FLSTFB and FLSTFBS), Touring and Trike models (except FLHTCUL and FLHTKL).

E. STREAMLINER PASSENGER FOOTBOARD INSERT KIT – SWEEP WING SHAPE

Styled to match the Street Glide model's Original Equipment Streamliner Rider Footboards. Featuring vibration-isolation rubber inserts with three polished bands, this insert is designed to fit the Swept Wing shape passenger footboard pan. Kit includes left and right side insert.

50420-05

Fits '06-'17 Dyna, '00-later Softail (except FXDRS, FXFB and FXFBS) and '86-later Touring models equipped with Swept Wing-shaped passenger footboards. Does not fit Trike models. If installed on models equipped with Passenger Footboard Support kit P/N 50399-07A, footboards will not remain in flipped up position.



A. STREAMLINER HAND GRIPS



B. STREAMLINER FOOTPEGS AND SHIFTER PEG



C. STREAMLINER BRAKE PEDAL PAD



D. STREAMLINER RIDER FOOTBOARD KIT (SHOWN WITH BRAKE PEDAL PAD AND FOOTPEG KIT)



E. STREAMLINER PASSENGER FOOTBOARD INSERTS – SWEEP WING SHAPE



F. STREAMLINER HAND GRIPS – BLACK



G. STREAMLINER RIDER FOOTPEGS – BLACK



H. STREAMLINER SHIFTER PEG – BLACK



I. STREAMLINER BRAKE PEDAL PAD – BLACK



J. STREAMLINER PASSENGER FOOTBOARDS AND MOUNT KIT – BLACK



K. STREAMLINER PASSENGER FOOTBOARDS AND MOUNT KIT– BLACK



K. STREAMLINER PASSENGER FOOTBOARD INSERT KIT– BLACK

CONTROLS 449

Hand & Foot Controls Collection

STREAMLINER COLLECTION - BLACK

Inspired by the curved forms and long, horizontal lines of Streamline Moderne architecture, the Black Streamliner Collection takes a contemporary spin on this classic Harley-Davidson style. Featuring polished chrome bands surrounded by a sea of rich black, the Black Streamliner Collection adds a dark and aerodynamic look to your bike.

F. STREAMLINER HAND GRIPS – BLACK

Complement the Streamliner look with these matching grips. The rich black rubber provides a positive grip when riding and the chrome tri-lines add just the right touch of brightness.

56100411

Fits '20-later LiveWire®, '16-'17 Dyna® FXDLS and '16-later Softail® models, '14-'15 FLSTNSE, '11-'12 FLSTSE, '13-'14 FXSBSE and '08-later Touring (except '18-'19 FLTRXSE, '23-later FLHXSE and FLTRXSE, and '24-later FLHX, FLTRX, or FLTRXSTSE) and Trike models.

G. STREAMLINER RIDER FOOTPEGS – BLACK

Complete the streamlined look with Streamliner Footpegs. Includes left and right footpegs.

50501800

Fits rider positions on '03-earlier XL models with mid controls and '05-earlier Dyna models with mid-controls. Fits all models in passenger and highway peg position.

H. STREAMLINER SHIFTER PEG – BLACK

Complement the black Streamliner Footpegs and Footboards with this simple-to-install Shifter Peg.

33600313

Fits all models (except '06-'17 VRSC™ models with forward controls and Matte Black '08-'13 XR models).

I. STREAMLINER BRAKE PEDAL PAD – BLACK

Complement the Streamliner footpegs and footboards with this simple-to-install Brake Pedal Pad. The gloss black frame surrounds a black rubber pad accented with three polished chrome bands for style and grip.

50600417

Fits '12-'16 FLD, '86-'17 FL Softail and '80-later Touring and Trike models.

J. STREAMLINER PASSENGER FOOTBOARD AND MOUNT KIT – BLACK

Designed for convenient bolt-on installation, the complete kit includes gloss black aluminum footboards, rubber pads, mounting hardware and passenger footboard supports.

50501819

Fits '93-later Touring models. Does not fit Trike models.

K. STREAMLINER COLLECTION PASSENGER FOOTBOARD INSERT KIT – BLACK

Featuring vibration-isolation rubber inserts with three polished chrome bands, this insert is designed to fit the Swept Wing shaper passenger footboard pan. Kit includes left and right insert.

50501796

Fits '06-'17 Dyna, '00-later Softail (except FXFB, FXFBS and FXDRS) and '86-later Touring models equipped with Swept Wing-shaped passenger footboards. Does not fit Trike models. If installed on models equipped with Passenger Footboard Support kit P/N 50399-07A, footboards will not remain in flipped up position.

Model Family Fitment:

- V-ROD
- SPORTSTER
- DYNA
- SOFTAIL
- TOURING

450 CONTROLS

Hand & Foot Controls Collection

DIAMOND BLACK COLLECTION

Shroud your bike in mystery. This blacked-out hand and foot control collection features distinctive knurled surfaces that expose the raw billet aluminum for a dramatic contrast. Designed to age and “break in” like a pair of comfortable stone-washed jeans, the satin black finish will complement both high-gloss and denim paint colors. The narrow rubber bands and the knurled surfaces provide a positive grip.

A. DIAMOND BLACK HAND GRIPS

Hand grips are a comfortable diameter and feature glueless installation that can be easily removed for service without damage.

56405-08
Fits '02-'17 VRSC™, '96-'22 XL '08-'13 XR, '91-'17 Dyna® (except FXDLS), '96-'15 Softail® (except FLSTNSE, FXSBSE and '11-'12 FLSTSE) and '96-'07 Touring models.

56746-08
Fits '20-later LiveWire®, '16-'17 Dyna FXDLS and '16-later Softail models, '11-'12 FLSTSE, '14-'15 FLSTNSE, '13-'14 FXSBSE, '16-'17 FXSE and '08-later Touring (except '18-'19 FLTRXSE, '23-later FLHXSE and FLTRXSE, and '24-later FLHX, FLTRX, or FLTRXSTSE) and Trike models.

B. SMALL DIAMETER HAND GRIPS – BLACK RUBBER

Original Equipment on the FLHTKL, Ultra Limited Low models, these Small Diameter Black Rubber Grips feature smooth surfaces and a clean design that complements any styling direction.

56100355
Fits '08-later Touring (except '23-later FLHXSE, FLTRXSE, '24-later FLHX, FLTRX and FLTRXSTSE) and '09-later Trike models.

C. NOSTALGIC HAND GRIPS

Comfortable hourglass style with a chrome accent ring and a molded-in Harley-Davidson logo. These rubber grips were inspired by Harley-Davidson® motorcycles of the 1940s.

56275-96B
Fits '02-'17 VRSC, '96-'22 XL, '08-'13 XR, '91-'17 Dyna (except FXDLS), '96-'15 Softail (except FLSTNSE, FXSBSE and '11-'12 FLSTSE) and '96-'07 Touring models.

56275-08
Fits '20-later LiveWire, '16-'17 Dyna FXDLS and '16-later Softail models, '11-'12 FLSTSE, '14-'15 FLSTNSE, '13-'14 FXSBSE, '16-'17 FXSE and '08-later Touring (except '18-'19 FLTRXSE, '23-later FLHXSE and FLTRXSE, and '24-later FLHX, FLTRX, or FLTRXSTSE) and Trike models.



A. DIAMOND BLACK HAND GRIPS



D. GET-A-GRIP HAND GRIPS – CHROME



B. SMALL DIAMETER HAND GRIPS



D. GET-A-GRIP HAND GRIPS – BLACK



C. NOSTALGIC HAND GRIPS



E. ADVERSARY COLLECTION HEATED HAND GRIPS

CONTROLS 451

Hand Grips

D. GET-A-GRIP™ HAND GRIPS

Dressed in tactified rubber for superior traction, these elegant hand grips provide a positive connection to the controls in wet or dry weather. The soft touch cross-hatched rubber surface feels good against both gloved and bare skin and the “thicker in the middle” profile forms a natural fit with your closed fist. Shaped for maximum comfort, Get-A-Grip™ hand grips are available in your choice of standard or magnum diameters to comfortably accommodate almost any size hand. And you don't need to sacrifice style for comfort. Designed to accent any customizing direction, the mirror chrome or gloss black finishes complement both traditional and contemporary looks. The easy-to-install glueless design allows you to remove the grips for service without damage.

Fits '02-'17 VRSC™, '96-'22 XL, '08-'13 XR, '91-'17 Dyna® (except FXDLS), '96-'15 Softail® (except FLSTNSE, FXSBSE and '11-'12 FLSTSE) and '96-'07 Touring models.

56100007	Chrome, Standard 1.5" Diameter.
56100009	Chrome, Magnum 1.6" Diameter.
56100008	Black, Standard 1.5" Diameter.
56100010	Black, Magnum 1.6" Diameter.

Fits '20-later LiveWire®, '16-'17 Dyna FXDLS and '16-later Softail models, '11-'12 FLSTSE, '14-'15 FLSTNSE, '13-'14 FXSBSE, '16-'17 FXSE and '08-later Touring (except '18-'19 FLTRXSE, '23-later FLHXSE and FLTRXSE, and '24-later FLHX, FLTRX, or FLTRXSTSE) and Trike models.

56100015	Chrome, Magnum 1.6" Diameter.
56100036	Black, Magnum 1.6" Diameter.
56100614	Black, Magnum Touring
56100615	Chrome, Magnum Touring

E. ADVERSARY™ COLLECTION HEATED HAND GRIPS – BLACK WITH ORANGE HIGHLIGHTS

Combine style and comfort for cool morning or frigid night rides. These grips feature three heat settings (High, Medium, Low) and are thermostatically controlled to ensure the selected temperature is maintained during the ride. A flexible PCB heating element allows even distribution of heating. Independent temperature sensing and control for left and right grips.

Three heat settings - HIGH/MEDIUM/LOW - are controlled by LH grip button or touch screen and indicated through the motorcycle display screen. Rubber provides a positive grip while riding. Durable dual-anodized black finish with orange highlights. Sold as a pair. Complete this custom look with additional accessories from the Adversary™ Collection.

56100619
Fits '23-later FLHXSE and FLTRXSE and '24-later FLHX, FLTRX and FLTRXSTSE models. Installation on some '24 Street Glide and Road Glide models may require a Digital Technician update by a Harley-Davidson dealer; see your local dealer for details.

Model Family Fitment:

 V-ROD	 SPORTSTER	 DYNA
 SOFTAIL	 TOURING	

452 CONTROLS

Hand Grips – Heated

HEATED HAND GRIPS
Keep comfortable on those cool mornings or frigid night rides. Warm hands have a major impact on overall body comfort and sometimes gloves just aren’t enough. These thermostatically controlled grips feature variable heat settings controlled with a military-grade resistor and use automatic temperature monitoring to adjust to ambient temperatures. With both hands on the grips, they will remain at a constant temperature regardless of changes in outside temperature. The self-contained control circuit and control knob means you have no additional switches or controller boxes to mount and the grips are switched on/off with the ignition to avoid draining your battery. The glueless grip design allows grip removal if you change handlebars or motorcycles.

A. AIRFLOW HEATED HAND GRIPS

Fits '16-'17 Dyna® FXDLS, '16-later Softail®, and '08-later Touring (except '23-later FLHXSE, FLTRXSE, '24-later FLHX, FLTRX and FLTRXSTSE) and Trike models. '16-'17 Softail models require separate purchase of Electrical Connection Kit P/N 72673-11. '14-'16 Touring and Trike models require separate purchase of Electrical Connection Kit P/N 69200722. '18-later Softail and '17-later Touring and Trike models require Electrical Connection Kit P/N 69201599A. Does not fit '08-'13 models with internally wired handlebars. The power wires for these grips must be wired internal of the handlebar. See accessory handlebars for specific heated hand grip exclusions. Airflow Grips P/N 56100342 are stock on '18 FLHTKSE and FLHXSE models. Kahuna™ Grips P/N 56100318 are stock on '18 FLHXSE, '20 FLHTCUTGSE and '21 FLHTCUTGSE, FLHTKSE, FLHXSE and FLTRXSE models. Kahuna Grips P/N 56100331 are stock on '19 FLHTKSE, FLHXSE, '20 FLHTKSE, FLHXSE, FLTRXSE, '21 FLHTCUTGSE, FLHXSE, FLTRXSE, '22 FLHXSE, FLTRKSE and FLTRXSE models.

56100253	Chrome.
56100342	Gloss Black.

Fits '02-'17 VRSC™, '96-'22 XL, '08-'13 XR, '96-'17 Dyna (except FXDLS) and '96-'15 Softail (except FLSTSE, FLSTNSE, and FXSBSE) and '96-'07 Touring models. '14-'22 XL, '12-'17 Dyna and '11-'15 Softail models require separate purchase of Electrical Connection Kit P/N 72673-11. Does not fit '08-'13 models with internally wired handlebars. The power wires for the Chrome grips must be wired internal of the handlebar. Gloss Black grip can be wired internally. See accessory handlebars for specific heated hand grip exclusions.

56100256	Chrome.
56100358	Gloss Black.

B. HEATED HAND GRIPS – COLLECTIONS

Styled to complement Harley-Davidson® hand and foot control collections, these thermostatically controlled heated hand grips will keep you comfortable on a cool weather ride

Fits '16-'17 Dyna FXDLS, '16-later Softail, and '08-later Touring (except '23-later FLHXSE, FLTRXSE, '24-later FLHX, FLTRX and FLTRXSTSE) and Trike models. '16-'17 Softail models require separate purchase of Electrical Connection Kit P/N 72673-11. '14-'16 Touring and Trike models require separate purchase of Electrical Connection Kit P/N 69200722. '18-later Softail and '17-later Touring and Trike models require Electrical Connection Kit P/N 69201599A. Does not fit '08-'13 models with internally wired handlebars. The power wires for these grips must be wired internal of the handlebar. See accessory handlebars for specific heated hand grip exclusions. Airflow Grips P/N 56100342 are stock on '18 FLHTKSE and FLHXSE models. Kahuna Grips P/N 56100318 are stock on '18 FLHXSE, '20 FLHTCUTGSE and '21 FLHTCUTGSE, FLHTKSE, FLHXSE and FLTRXSE models. Kahuna Grips P/N 56100331 are stock on '19 FLHTKSE, FLHXSE, '20 FLHTKSE, FLHXSE, FLTRXSE, '21 FLHTCUTGSE, FLHXSE, FLTRXSE, '22 FLHXSE, FLTRKSE and FLTRXSE models.

56100318	Kahuna – Chrome.
56100331	Kahuna – Gloss Black.
56100437	Empire™ – Black.
56100436	Empire – Chrome.
56100438	Empire – Machine Cut.



A. AIRFLOW HEATED HAND GRIPS – CHROME



A. AIRFLOW HEATED HAND GRIPS – BLACK



B. KAHUNA HEATED HAND GRIPS – CHROME



B. KAHUNA HEATED HAND GRIPS – GLOSS BLACK



B. EMPIRE HEATED HAND GRIPS – BLACK



B. EMPIRE HEATED HAND GRIPS – CHROME



B. EMPIRE HEATED HAND GRIPS – MACHINE CUT



C. STREAMLINER HEATED HAND GRIPS – BLACK



C. STREAMLINER HEATED HAND GRIPS – CHROME



D. HEATED HAND GRIPS – BLACK RUBBER



E. CONTOURED HEATED HAND GRIPS



E. WILLIE G SKULL HEATED HAND GRIPS – BLACK



E. WILLIE G SKULL HEATED HAND GRIPS – CHROME



E. CHROME AND RUBBER HEATED HAND GRIPS

CONTROLS 453

Hand Grips – Heated

C. HEATED HAND GRIPS – STREAMLINER

Complement the Streamliner look with these matching grips. The rich black rubber provides a positive grip while riding and the chrome tri-line design will provide just the right touch of chrome. These grips have been thermally mapped to provide more uniform heat and are designed to achieve a maximum operating temperature approximately 20° Fahrenheit warmer than previous accessory heated grips for added warmth during cold rides.

Fits '16-'17 Dyna® FXDLS, '16-later Softail®, and '08-later Touring (except '23-later FLHXSE, FLTRXSE, '24-later FLHX, FLTRX and FLTRXSTSE) and Trike models. Does not fit CVO™ models (except FXSE). '16-'17 Softail models require separate purchase of Electrical Connection Kit P/N 72673-11. '14-'16 Touring and Trike models require separate purchase of Electrical Connection Kit P/N 69200722. '18-later Softail and '17-later Touring and Trike models require Electrical Connection Kit P/N 69201599A. Does not fit '08-'13 models with internally wired handlebars. The power wires for these grips must be wired external of the handlebar. See accessory handlebars for specific heated hand grip exclusions.

56100255	Chrome.
56100412	Black.

D. HEATED HAND GRIPS – BLACK RUBBER

Original Equipment on the FLHTK Ultra Limited model, these Black Rubber Heated Grips feature smooth surfaces and a clean design that complements any styling direction.

56100034
Fits '16-'17 Dyna® FXDLS, '16-later Softail® and '08-later Touring (except '23-later FLHXSE, FLTRXSE, '24-later FLHX, FLTRX and FLTRXSTSE) and Trike models with Original Equipment Stainless Steel handlebars. Does not fit CVO™ models or models with chrome handlebars. '16-later Softail® models require separate purchase of Electrical Connection Kit P/N 72673-11. '14-'16 Touring and Trike models require separate purchase of Electrical Connection Kit P/N 69200722. '17-later Touring and Trike models require Electrical Connection Kit P/N 69201599. Does not fit '08-'13 models with internally wired handlebars.

E. HEATED HAND GRIPS – COLLECTIONS

Styled to complement Harley-Davidson® hand and foot control collections, these thermostatically controlled heated hand grips will keep you comfortable on a cool weather ride.

Fits '16-'17 Dyna FXDLS, '16-later Softail, and '08-later Touring (except '23-later FLHXSE, FLTRXSE, '24-later FLHX, FLTRX and FLTRXSTSE) and Trike models. Does not fit CVO models (except FXSE). '16-'17 Softail models require separate purchase of Electrical Connection Kit P/N 72673-11. '14-'16 Touring and Trike models require separate purchase of Electrical Connection Kit P/N 69200722. '18-later Softail and '17-later Touring and Trike models require Electrical Connection Kit P/N 69201599A. Does not fit '08-'13 models with internally wired handlebars. The power wires for these grips must be wired external of the handlebar. See accessory handlebars for specific heated hand grip exclusions.

56100257	Contoured.
56100362	Willie G Skull – Black.
56100260	Willie G Skull – Chrome.
56100267	Chrome and Rubber – Small.

Fits '02-'17 VRSC™, '96-'22 XL, '08-'13 XR, '91-'17 Dyna (except FXDLS) and '96-'15 Softail (except FLSTSE, FLSTNSE, and FXSBSE) and '96-'07 Touring models. '14-'22 XL, '12-'17 Dyna and '11-'15 Softail models require separate purchase of Electrical Connection Kit P/N 72673-11. Does not fit '96-'13 models with internally wired handlebars or FXDB models with Original Equipment handlebars. The power wires for these grips must be wired external of the handlebar. See accessory handlebars for specific heated hand grip exclusions.

56100268	Contoured.
56100363	Willie G Skull – Black.
56100259	Willie G Skull – Chrome.
56100266	Chrome and Rubber – Small.
56100264	Chrome and Rubber – Large.

Model Family Fitment:

Grey	V-ROD	Yellow	SPORTSTER	Red	DYNA
Purple	SOFTAIL	Teal	TOURING		

454 CONTROLS

Footpegs

A. MINI FOOTBOARD KIT

This footboard kit can be installed in place of traditional footpegs and provides a little additional leg support and more options to move your legs around on a long ride. Mini Footboards mount to the standard H-D® style footpeg supports and can be used in many rider, passenger and high-way peg applications. Sole-gripping rubber complements Original Equipment or accessory footboards and footpegs and adds vibration isolation and a rich appearance.

Fits rider position:

'02-'17 VRSC™ models with forward controls (except VRSCDX and VRSCF), '15-'20 XG models (except XG750A), '06-earlier XL, '07-'10 XL883, XL883R, XL883C, XL1200C and XL1200R and '07-'11 XL1200L, '91-'17 Dyna® (except FLD) and '84-'17 Softail® models with forward controls (except FXCW, FXCWC, FXS, FXSB or FXSBSE).

Fits passenger position:

All models with H-D® male-mount passenger peg mounts (except '06-earlier VRSC, '03-earlier XL, '05-earlier Dyna and Softail models equipped with Shotgun exhaust). '84-'17 Softail models require separate purchase of Support Kit P/N 50454-09. Does not fit passenger position on '18-later Softail models.

Fits highway peg position:

All models with frame-mount or engine guard-mount highway pegs (except Whiskers Adjustable Highway Bar P/N 50855-09 and 50865-09).

50500139	Small 3.0" – Chrome.
50500144	Small 3.0" – Gloss Black.
50500109	Large 4.0" – Chrome.
50500124	Large 4.0" – Gloss Black.

B. ENGINE GUARD MOUNT FOOTPEGS*

Custom engine guard mounted footpegs let you stretch your legs in style. Easy-to-install chrome-plated pegs clamp firmly to the guard. Sold in pairs.

Fits highway peg position on 1.0" and 1.25" engine guards (except VRSC).

49102-86T	Harley Script.
49144-86	Rubber Inserts.



A. MINI FOOTBOARD KIT – LARGE CHROME



A. MINI FOOTBOARD KIT – LARGE GLOSS BLACK



A. MINI FOOTBOARD KIT



C. CUSTOM FOOTPEGS AND SHIFTER PEG



C. CUSTOM FOOTPEGS AND SHIFTER PEG

This footpeg grouping is chrome-plated and features a zinc die-cast body with steel shaft. The black rubber pads have Harley-Davidson graphics molded in for rich detail. Allen® wrench included.

1. 50915-90T Footpegs – Large Diameter. Fits models with H-D® male mount-style footpeg supports (except the rider position on '15-later XG, '08-'17 FXCW, FXCWC, FXS, FXSB, FXSBSE and FXSE, '07-'10 XL883L, '07-'22 XL883N, XL1200N, XL1200T, XL1200V and XL1200X, '11-'22 XL1200C, '16-'22 XL1200CX, '17-'22 XL1200CP and XL1200CA, '18-'22 XL1200NS and XL1200XS, '08-'13 XR and the rider and passenger position on '18-later Softail® models). Fits in passenger position for Touring only. Fits highway peg position only for all '23-later bikes.

2. 50916-90T Footpegs – Small Diameter. Fits models with H-D male mount-style footpeg supports (except the rider position on FXCW, FXCWC, FXS, FXSB, FXSBSE and FXSE, '15-later XG, '06-'17 Dyna®, '03-later Sportster®, '07-'10 XL883L, '07-'22 XL883N, XL1200N, XL1200T, XL1200V and XL1200X, '11-'22 XL1200C, '16-'22 XL1200CX, and '17-'22 XL1200CP and XL1200CA and the rider and passenger position on '18-later Softail models).

3. 34635-90T Custom Shifter Peg. Fits all models (except '06-'17 VRSC™ models with forward controls and '08-'13 XR).

D. O-RING FOOTPEGS AND SHIFTER PEG

1. 49149-84A Shifter Peg. Fits all models (except '06-'17 VRSC models with forward controls, '08-'13 XR models '06-'17 Dyna models with forward controls, FXSE, or LiveWire® models).

2. 49128-82 Footpegs. Fits models with H-D male mount-style footpeg supports (except the rider position on FXCW, FXCWC, FXS, FXSB, FXSBSE and FXSE, '15-later XG, '06-'17 Dyna, '03-'22 Sportster, '07-'10 XL883L, '07-'22 XL883N, XL1200N, XL1200T, XL1200V and XL1200X, '11-'22 XL1200C, '16-'22 XL1200CX, and '17-'22 XL1200CP and XL1200CA and the rider and passenger position on '18-later Softail models). Fits in passenger position for Touring only. Fits highway peg position only for all '23-later bikes.


E. LARGE CUSHIONED FOOTPEG KIT

Large-diameter footpegs feature cushioned rubber tread for sure-footed comfort.

49110-98 Fits models with H-D male mount-style footpeg supports (except the rider position on '17-later XG750A, '07-'10 XL883L, '07-'22 XL883N, XL1200N, XL1200T, XL1200V and XL1200X, '11-'22 XL1200C, '16-'22 XL1200CX, '18-'22 XL1200NS and XL1200XS, '08-'13 XR and '08-'17 FXCW, FXCWC, FXS, FXSB, FXSBSE, FXSE and the rider and passenger position on '18-later Softail models). Fits in passenger position for Touring only. Fits highway peg position only for all '23-later bikes.



D. O-RING FOOTPEGS AND SHIFTER PEG



B. ENGINE GUARD MOUNT FOOTPEGS – HARLEY SCRIPT



B. ENGINE GUARD MOUNT FOOTPEGS – RUBBER INSERTS



E. LARGE CUSHIONED FOOTPEG KIT



Model Family Fitment:		
V-ROD	SPORTSTER	DYNA
SOFTAIL	TOURING	



***WARNING:** Do not use engine guard footpegs under normal stop and go operating conditions. Doing so could result in death or serious injury.

456 CONTROLS

Highway Pegs

A. BILLET ENGINE GUARD FOOTPEG MOUNTING KIT*
Here's a stylish way to get your feet into the wind. This beautifully polished Billet Aluminum Footpeg Mount Kit installs easily on your engine guard and lets you stretch your legs on cross-country rides. Available in your choice of chrome or gloss black finishes. Works with all H-D® style male-mount footpegs.

Fits front engine guards with 1.25" diameter tubing (except VRSC™ Engine Guard P/N 49267-01A, 49388-09, XL Engine Guard P/N 49060-04, 49287-11, 49215-07 or Softail® Nostalgic Engine Guard P/N 49037-05A). Does not fit with Chopped Engine Guards.

50957-02C	Chrome.
54234-10A	Gloss Black.

B. ADJUSTABLE HIGHWAY PEG MOUNTING KIT – ANGLED*
Stretch out for added comfort. This Adjustable Highway Peg Mounting Kit can be set for shorter riders and it can be reversed to reach far forward for those with long legs. The angled design allows the arm to reach back and around to clear fairing lowers. The arm can be raised and lowered for a custom fit. The mounting clamp firmly grips the engine guard and the locking design secures the peg at the desired angle. Available in mirror chrome or gloss black finishes, the complete kit includes matching mounting hardware. Footpegs sold separately.

Fits 1.25" engine guards. Does not fit with Chopped Engine Guards.

50829-07A	5.0" Long Angled – Chrome.
50830-07A	2.5" Short Angled – Chrome.
50500167	5.0" Long Angled – Gloss Black.
50500168	2.5" Short Angled – Gloss Black.



A. BILLET ENGINE GUARD FOOTPEG MOUNTING KIT – CHROME



A. BILLET ENGINE GUARD FOOTPEG MOUNTING KIT – GLOSS BLACK



C. ADJUSTABLE HIGHWAY PEG MOUNTING KIT – 360°



D. ENGINE GUARD FOOTPEG MOUNT CHROME HARDWARE KIT



B. ADJUSTABLE HIGHWAY PEG MOUNTING KIT – LONG ANGLED – CHROME



B. ADJUSTABLE HIGHWAY PEG MOUNTING KIT – SHORT ANGLED – CHROME



E. BULLET TIP FOOTPEG BOLT KIT – CHROME



F. FOOTPEG MOUNTING HARDWARE KIT – CHROME



B. ADJUSTABLE HIGHWAY PEG MOUNTING KIT – LONG ANGLED – GLOSS BLACK



B. ADJUSTABLE HIGHWAY PEG MOUNTING KIT – SHORT ANGLED – GLOSS BLACK



G. ADJUSTABLE PASSENGER FOOTPEG MOUNT KIT



CONTROLS 457

Highway Pegs

C. ADJUSTABLE HIGHWAY PEG MOUNTING KIT – 360°*
Change your foot position for added comfort on long stretches of open road. The 360° Adjustable Highway Peg can be rotated and locked in a wide range of positions to accommodate both the tall and short rider. The chrome-plated clamp holds its place on the engine guard and the arm locks the peg securely in position. Kit includes chrome-plated mount, arm and installation hardware. Footpegs sold separately.

50832-07A 3.0" Short Offset.
Fits 1.25" engine guards. Does not fit with Chopped Engine Guards.

D. ENGINE GUARD FOOTPEG MOUNT CHROME HARDWARE KIT*
Jump from zinc to chrome with this chrome-plated hardware kit, which replaces the standard hardware in Engine Guard Footpeg Mounting Kit P/N 50964-98. Made to Original Equipment standards for unmatched quality, the bolts bear the Harley-Davidson mark to signify they're the genuine article.
94140-02
Fits Engine Guard Footpeg Mounting Kit P/N 50964-98.

E. BULLET TIP FOOTPEG BOLT KIT – CHROME
Put the final touch on a custom footpeg installation with this chrome Bullet Tip Footpeg Bolt Kit. Sold in pairs, this accessory includes chrome button head bolts, washers and uniquely styled nuts. All hardware is developed to Original Equipment standards to ensure product quality.

94133-01
Fits male mount-style footpegs (except '08-'13 XR models).

F. FOOTPEG MOUNTING HARDWARE KIT – CHROME
Polished and chrome-plated hex head bolts replace the Original Equipment footpeg mounting hardware for a truly finished look. Kit includes two chrome-plated bolts and lock nuts with nylon inserts. The bolts carry a Harley-Davidson Bar & Shield proof mark. All hardware is developed to Original Equipment standards to ensure product quality.

94139-01
Fits male mount-style footpegs (except FLSTSE and '08-'13 XR models).

G. ADJUSTABLE PASSENGER FOOTPEG MOUNT KIT
Maximize your passenger's riding comfort. Proper foot position reduces the cramped or stretched-out feeling and relieves pressure on the knees and the tailbone. These Adjustable Mounts raise and lower the passenger footpeg to accommodate taller and shorter passengers. Easy to adjust with common tools, the mount adjusts through a 360° range (depending on model), allowing both fore and aft and up and down height adjustment. Kit includes left and right adjustable support assembly and all required mounting hardware. Footpegs sold separately.

50763-09
Fits models with H-D® models male mount-style passenger footpeg supports (except Softail®). Does not fit with Heel Raiser Footpeg Kit P/N 50178-09. Does not fit the rider position.



***WARNING:** Do not use engine guard footpegs under normal stop and go operating conditions. Doing so could result in death or serious injury.

Model Family Fitment:

- | | | |
|---------|-----------|------|
| V-ROD | SPORTSTER | DYNA |
| SOFTAIL | TOURING | |



***WARNING:** Do not use engine guard footpegs under normal stop and go operating conditions. Doing so could result in death or serious injury.

458 CONTROLS

Footboards

CUSTOM FOOTBOARDS

To add style to your ride, install custom footboard inserts that match the shape of your Original Equipment footboards. To radically change the look, select footboard pans in a new shape or finish and add coordinating inserts that highlight your custom direction.

A. SWEEP WING RIDER FOOTBOARD PANS

Add a sleek tapered look to your footboard-equipped model. These Sweep Wing Pans are installed using the Original Equipment mounts and hardware. Add your choice of Sweep-Wing Shaped footboard inserts (sold separately).

Fits '12-'16 FLD and '86-'17 FL Softail® (except FLS, FLSS, FLSTFB and FLSTFBS), Touring (except FLHTCUL, FLHTKL and FLHTCUL TC) and Trike models.

50683-04	Chrome Right.
50688-04	Chrome Left.

B. BLACK RIDER FOOTBOARD PANS

Complete the blacked-out transformation. Replace the Original Equipment chrome footboard pans with sinister gloss black. Kit includes both the right and left pan and is installed using the Original Equipment hardware and insert pad. Custom footboard inserts are sold separately.

51322-08 Traditional Shape.
Fits '12-'16 FLD and '86-'17 FL Softail (except FLS, FLSS, FLSTFB and FLSTFBS), Touring (except FLHTCUL, FLHTKL and FLHTCUL TC) and Trike models.

C. PASSENGER FOOTBOARD PANS – CHROME

Replace the factory black painted passenger footboard with the custom look of smooth chrome. These chrome-plated Footboard Pans are ready to install using your Original Equipment hardware and the kit includes left- and right-side Footboard Pans. Just add your choice of Footboard Insert for the finishing touch. Footboard Supports sold separately.

Fits '06-'17 Dyna®, '18-later Softail (except FXDRS, FXFB and FXFBS) and '86-later Touring models equipped with passenger footboard supports. Does not fit Trike models.

50501144	Classic Style.
50501147	Contemporary Style.

D. PASSENGER FOOTBOARD PANS – BLACK

Complete the blacked-out transformation. Replace your chrome Passenger Footboard Pans with sinister black. Kit includes left- and right-side Footboard Pans and is installed using the Original Equipment hardware. Custom Footboard Inserts and Footboard Supports sold separately.

Fits '06-'17 Dyna, '18-later Softail (except FXDRS, FXFB and FXFBS) and '86- later Touring models equipped with passenger footboard supports. Does not fit Trike models.

50501610	Classic Style.
50501611	Contemporary Style.

Model Family Fitment:

V-ROD	SPORTSTER	DYNA
SOFTAIL	TOURING	



A. SWEEP WING RIDER FOOTBOARD PANS (CHROME SHOWN)



B. BLACK RIDER FOOTBOARD PANS – TRADITIONAL STYLE



C. PASSENGER FOOTBOARD PANS – CHROME, CLASSIC STYLE




C. PASSENGER FOOTBOARD PANS – CHROME, CONTEMPORARY STYLE



D. PASSENGER FOOTBOARD PANS – BLACK, CLASSIC STYLE



D. PASSENGER FOOTBOARD PANS – BLACK, CONTEMPORARY STYLE



E. TRADITIONAL PASSENGER FOOTBOARD PANS – CHROME



F. HALF-MOON PASSENGER FOOTBOARD PANS – GLOSS BLACK



G. CONCHO PASSENGER FOOTBOARD COVERS



H. ROAD KING CLASSIC PASSENGER FOOTBOARD COVERS



I. HARLEY-DAVIDSON SCRIPT PASSENGER FOOTBOARD COVERS

CONTROLS 459

Footboards

E. TRADITIONAL PASSENGER FOOTBOARD PANS – CHROME

Replace the factory black painted passenger footboard with the custom look of smooth chrome. The kit includes left- and right-hand traditional D-shaped footboard pans, chrome-plated and ready to install with your Original Equipment hardware. Just add your choice of footboard insert for the finishing touch. Footboard supports sold separately.

50752-04
Fits '06-'17 Dyna®, '00-later Softail® (except FXDRS, FXFB and FXFBS) and '86-later Touring and Trike models equipped with passenger footboard supports.

F. HALF-MOON PASSENGER FOOTBOARD PANS AND INSERTS

Styled to match the Half-Moon Rider Footboards, these classic passenger footboards add both style and comfort to your nostalgic ride. Available in mirror chrome or gloss black finish, the kit includes left and right footboard pan and vibration-isolation footboard inserts. Model-specific footboard mounts are sold separately.

Fits '06-'17 Dyna, '00-later Softail (except FXDRS, FXFB and FXFBS) and '86-later Touring models equipped with passenger footboard supports. Does not fit Trike models.

50810-08	Gloss Black.
----------	--------------

G. CONCHO PASSENGER FOOTBOARD COVERS

Heritage Softail® Classic-inspired conchos make these covers look great whether footboards are up or down.

50193-96
Fits '06-'17 Dyna, '86-'17 FL Softail and '87-later Touring and Trike models equipped with traditional D-shaped aluminum passenger footboards.

H. ROAD KING® CLASSIC PASSENGER FOOTBOARD COVERS

The latest in the family of Road King® Classic inspired accessories, this chrome-plated steel footboard cover features a chrome die-cast Road King Classic medallion with black accents and a stylish leather accent piece. Mounting hardware included.

50246-00
Fits '06-'17 Dyna, '86-'17 FL Softail and '87-later Touring and Trike models equipped with traditional D-shaped aluminum passenger footboards.

I. HARLEY-DAVIDSON® SCRIPT PASSENGER FOOTBOARD COVERS

These easy-to-install chrome covers are formed to fit over the stock footboard pan to add a touch of style to the profile of your bike. The simple, clean design features a deep embossed Harley-Davidson script for a finishing touch. Kit includes mounting hardware.

50782-91
Fits '06-'17 Dyna, '86-'17 FL Softail and '87-later Touring and Trike models equipped with traditional D-shaped aluminum passenger footboards.

460 CONTROLS

Mirrors

A. FAIRING MOUNT MIRRORS – BLACK*

Fairing Mount Mirrors offer a truly innovative look from the traditional handlebar-mounted mirrors. Mounting just inside the inner fairing, the molded plastic mirror housings complement the contours of the batwing fairing. They provide a wide range of adjustability and feature convex mirror glass that maximizes your field of view. The Bar & Shield logo is carefully laser-etched on each mirror glass. Kit includes necessary hardware, instructions and mounting template for easy installation.

56000076
Fits '14-later Electra Glide®, Ultra Limited® and Tri Glide® models. Original Equipment on Street Glide® models.
91945-98B
Fits '96-'13 Electra Glide® and Trike models. Original equipment on Street Glide models.

B. FAIRING MOUNT MIRRORS – CHROME*

Add a splash of chrome to the batwing inner fairing. These Fairing Mount Mirrors de-clutter the handlebar and add a contemporary aero style to your ride. The attractive chrome housing provides a custom look and the convex mirror and wide range of adjustment maximizes your field of view. A direct bolt-on replacement for Original Equipment fairing mount mirrors, the kit includes the hardware and mounting template required for easy and accurate installation.

56000077
Fits '14-later Electra Glide, Street Glide, Ultra Limited and Tri Glide models.
56000029
Fits '96-'13 Electra Glide, Street Glide and Trike models. Original Equipment on '12 FLHXSE models.

C. ILLUMINATED FAIRING MOUNT MIRROR COVERS – CHROME

Add auxiliary LED turn signals and a splash of chrome to the inner fairing. The perfect finishing touch to a fully dressed inner fairing, these chrome-plated mirror housings feature fast-acting amber LED turn signals at the outer edge. Side turn signals attract attention from the drivers around you and the plug-in, no-splice design simplifies installation.

56000084
Fits '14-later Touring and Trike models with fairing-mount mirrors. Does not fit with Split Vision Fairing Mount Mirrors P/N 92085-10 or Tapered Fairing Mount Mirrors P/N 56000098A or 56000099A.

D. MIRRORS WITH AUXILIARY RUNNING LIGHT AND DIRECTIONAL INDICATOR*

Function and style in one package. This forged mirror combines a traditional swept shape with a contemporary addition – forward-facing auxiliary lighting. Smoked lenses hide bands of amber LED lamps that glow as running lamps when the ignition is on and add a fast-acting auxiliary directional indicator when the turn signals are activated. The forward-facing eye-level lamps command additional attention from oncoming traffic. Both mirrors flash when the emergency hazard lights are activated. The wiring is concealed in the housing and stem and is easily connected to the Original Equipment wiring harness. Available in mirror chrome or satin black finish.

Fits '14-later Touring (except Road King® and Road Glide®, '23-later FLHXSE and '24-later FLHX) and Tri Glide® models.	
56000080	Chrome.
56000081	Satin Black.

Fits '97-later models (except VRSCF, XG, XL1200X, XL1200XS, FXDLS, FLSS, FLSTFBS, FXCWC, '18-later Softail, and '14-later Touring). Also fits '14-later Road King®, '15-later FLRT and '23' FLHFB models. Does not fit '20-later FLTRK, '23-later FLTRKSEANV, FLTRXSE, '24-later FLTRX and FLTRXSTSE and '24 RA1250SE models.	
92059-07A	Chrome.
92068-08A	Satin Black.

*Harley-Davidson Motor Company cannot test and make specific fitment recommendations concerning every possible mirror and handlebar combination. Therefore, after installing new mirrors or handlebars and before operating the motorcycle, check to ensure that the mirrors provide the operator a clear view to the rear.



A. FAIRING MOUNT MIRRORS – BLACK



B. FAIRING MOUNT MIRRORS – CHROME



C. ILLUMINATED FAIRING MOUNT MIRROR COVERS – CHROME



D. MIRRORS WITH AUXILIARY RUNNING LIGHT AND DIRECTIONAL INDICATOR – CHROME



D. MIRRORS WITH AUXILIARY RUNNING LIGHT AND DIRECTIONAL INDICATOR – SATIN BLACK



E. SWITCHBACK COLLECTION MIRRORS



F. '66 COLLECTION MIRRORS



G. ADVERSARY COLLECTION MIRRORS



H. EMPIRE COLLECTION MIRRORS

CONTROLS 461

Mirrors

E. SWITCHBACK COLLECTION MIRRORS

Put performance first with Switchback Collection accessories. Includes left and right mirrors and mounting hardware. Complete this custom look with additional accessories from the Switchback Collection

Fits '82-later models (except models equipped with a Revolution® Max engine, VRSCF, XG750A, '14-'16 FLHR, FLHRC and FLHRSE, '11-'13 FLHTCUSE, '14-later FLHTKSE and '18-later FLTRXSE). Does not fit XL1200X models with mirrors mounted below the handlebar.

56000343	Black Anodized.
56000344	Clear Anodized.

F. '66 COLLECTION

Durable gloss black finish with brushed aluminum highlights. Includes left and right mirrors and mounting hardware. Complete this custom look with additional accessories from the '66 Collection.

56000261
Fits '21-later Revolution® Max engine-equipped models. RH975 and RH1250S models require separate purchase of Handlebar End Cap P/N 55801095, 55900246, 55900247 or 55900248.

G. ADVERSARY™ COLLECTION MIRRORS

A look to match your riding style – precise, refined and technical. Premium Adversary™ Collection accessories are crafted in forged billet aluminum with a durable dual-anodized black and orange finish for crisp contrast and colorful detail. The look is aggressive and performance driven. Step up to the next generation of customization.

Fits '82-later models (except VRSCF, XG750A, '14-'16 FLHR, FLHRC and FLHRSE, '14-later FLHTKSE, '23-later FLHXSE, '18-later FLTRXSE, '24-later FLHX, FLTRX, FLTRXSTSE and Revolution Max models). Street Glide® models require separate purchase of Fairing Plug Kit P/N 57300063. Does not fit XL1200X with mirrors mounted below the handlebar.

56000280	Black w/ Orange Highlights.
56000279	Graphite w/ Machined Highlights.

Fits '21-later Revolution® Max engine-equipped models. RH975 and RH1250S models require separate purchase of Handlebar End Cap P/N 55801095, 55900246, 55900247 or 55900248.

56000224	Black w/ Orange Highlights.
56000225	Graphite w/ Machined Highlights.

H. EMPIRE™ COLLECTION MIRRORS

Raise the stakes. Deep grooves add eye-catching depth and detail to the rich black anodized finish on this complete collection of custom accessories. Executed in durable cast and billet aluminum, the Empire™ Collection adds captivating custom detail that complements other Empire accessories..

Fits '21-later Revolution® Max engine-equipped models. RH975 and RH1250S models require separate purchase of Handlebar End Cap P/N 55801095, 55900246, 55900247 or 55900248.

56000221	Machine Cut.
56000220	Black.

*Harley-Davidson Motor Company cannot test and make specific fitment recommendations concerning every possible mirror and handlebar combination. Therefore, after installing new mirrors or handlebars and before operating the motorcycle, check to ensure that the mirrors provide the operator a clear view to the rear.

Model Family Fitment:		
V-ROD	SPORTSTER	DYNA
SOFTAIL	TOURING	

462 CONTROLS

Mirrors

A. CUSTOM MIRRORS

Fits '82-later models (except VRSCF, XG750A, '14-'16 FLHR, FLHRC and FLHRSE, '14-later FLHTKSE, '18-later FLTRXSE and Revolution® Max models). Street Glide® models require separate purchase of Fairing Plug Kit P/N 57300063. Does not fit XL1200X with mirrors mounted below the handlebar.

1. '66 COLLECTION ROUND MIRRORS*
56000262A

2. EMPIRE COLLECTION MIRRORS*
56000294A Black.
56000305A Black with Machined Highlights
56000301A Chrome.

3. SLOTTED STEM PROFILE.
91697-06B Slotted Stem Profile.

4. WILLIE G SKULL MIRRORS
56000406 Black Skull.
56000394 Chrome Skull.

B. TEARDROP MIRRORS*

1. 91971-98 Classic.
2. 91968-98 Harley-Davidson Script.

C. SPLIT VISION MIRRORS*

See even more of the world you just passed. This exclusive design Split Vision Mirror minimizes blind spots and provides a wide panoramic rear view of the left and right lane and the road behind you. The mirror features a large primary panel for normal view and a second outboard convex panel for a wider field of vision. Chrome-plated to a brilliant shine, the mirror's shape adds a contemporary touch to the traditional teardrop design. The deep embossed Harley-Davidson script and the curving slotted stem set this mirror apart from the others.

Fits '82-later models (except VRSCF, XG750A, '14-'16 FLHR, FLHRC and FLHRSE, '14-later FLHTKSE, '18-later FLTRXSE and Revolution Max models). Street Glide® models require separate purchase of Fairing Plug Kit P/N 57300063. Does not fit XL1200X with mirrors mounted below the handlebar.

92190-06A

*Harley-Davidson Motor Company cannot test and make specific fitment recommendations concerning every possible mirror and handlebar combination. Therefore, after installing new mirrors or handlebars and before operating the motorcycle, check to ensure that the mirrors provide the operator a clear view to the rear.

Model Family Fitment:

- V-ROD
- SPORTSTER
- DYNA
- SOFTAIL
- TOURING



A. CUSTOM MIRRORS



B. TEARDROP MIRRORS



C. SPLIT VISION MIRRORS



D. ONE-PIECE ROUND MIRRORS



E. LIVE TO RIDE LOGO COLLECTION MIRRORS – GOLD



F. TAPERED MIRRORS – BLACK



F. TAPERED MIRRORS – CHROME



G. MIRROR EXTENSION KIT – CHROME



G. MIRROR EXTENSION KIT – SATIN BLACK



H. MIRROR EXTENSION KIT



I. FAIRING PLUG KIT

CONTROLS 463

Mirrors

D. ONE-PIECE ROUND MIRRORS*

Fits '82-later models (except VRSCF, XG750A, '14-'16 FLHR, FLHRC and FLHRSE, '14-later FLHTKSE, '23-later FLHXSE, '18-later FLTRXSE, '24-later FLHX, FLTRX, FLTRXSTSE and Revolution® Max models). Street Glide® models require separate purchase of Fairing Plug Kit P/N 57300063. Does not fit XL1200X with mirrors mounted below the handlebar.

91931-92T Short Stem, Left Side.
91930-92T Short Stem, Right Side.

E. LIVE TO RIDE LOGO COLLECTION MIRRORS*

Fits '82-later models (except VRSCF, XG750A, '14-'16 FLHR, FLHRC and FLHRSE, '11-'13 FLHTCUSE, '14-later FLHTKSE and '18-later FLTRXSE). Does not fit XL1200X with mirrors mounted below the handlebar and RA1250, RA1250S and RH1250S models.

1. One-Piece Short Stem Mirrors

91866-90T Gold, Left.
91864-90T Gold, Right.

F. TAPERED MIRRORS*

Update your Harley® motorcycle with the latest style in mirrors. This 2003-later Original Equipment-style tapered mirror provides improved rearward visibility, offers a wider range of adjustment and eliminates the rear fasteners for a cleaner look. Available in your choice of satin black or chrome finish.

Fits '82-later models (except VRSCF, XG750A, '14-'16 FLHR, FLHRC and FLHRSE, '14-later FLHTKSE, '23-later FLHXSE, '18-later FLTRXSE, '24-later FLHX, FLTRX, FLTRXSTSE and Revolution Max models). Street Glide models require separate purchase of Fairing Plug Kit P/N 57300063. Does not fit XL1200X with mirrors mounted below the handlebar.

92023-03A Black – Short Stem Kit.
91982-03B Black – Short Stem, Right.
91983-03B Black – Short Stem, Left.
91909-03B Black – Long Stem, Right.
91910-03B Black – Long Stem, Left.
92022-03A Chrome – Short Stem Kit.
91840-03B Chrome – Short Stem, Right.
91845-03B Chrome – Short Stem, Left.
91846-03B Chrome – Long Stem, Right.
91848-03B Chrome – Long Stem, Left.

G. MIRROR EXTENSION KIT*

See what's behind you. The Mirror Extension Kit improves visibility to the rear of your bike by repositioning mirrors outward approximately 2.0" and upward 1.0", clearing your field of view and allowing you to see past your shoulders. Available in your choice of chrome or satin black finish to match your mirrors and hand controls. Easy-to-install extenders fit a wide selection of Harley-Davidson® Original Equipment and accessory mirrors.

Fits '06-'17 Dyna® and '08-'14 Softail® models.

56000039 Chrome.
56000042 Satin Black.

H. MIRROR EXTENSION KIT*

Chrome-plated extenders relocate mirrors approximately 2" higher.

91907-87 Fits all models (except VRSCF models, Revolution Max models, XG750A models, and XL1200X models with mirrors mounted below the handlebars).

I. FAIRING PLUG KIT

This set of two plugs fill the Original Equipment mirror holes when replacing the Original Equipment mirrors on select Street Glide models.

57300413 Fits '23-later FLHXSE and '24-later FLHX models.

*Harley-Davidson Motor Company cannot test and make specific fitment recommendations concerning every possible mirror and handlebar combination. Therefore, after installing new mirrors or handlebars and before operating the motorcycle, check to ensure that the mirrors provide the operator a clear view to the rear.

464 CONTROLS

Hand Levers

A. HAND CONTROL LEVER KIT

Continue the custom theme with accessory Hand Control Levers. Cast from aluminum, these levers feature a custom finish designed to match accessory chrome hand controls or complement Original Equipment-style black components. Clutch anti-rattle clip and new pivot bushing included.

Fits '14-'22 XL models.	
36700052	Black.
Fits '96-'03 XL, '96-'17 Dyna® (except '16-'17 FXDLS), '96-'14 Softail® and '96-'07 Touring models. Does not fit Police or models equipped with hydraulic clutch.	
45075-07	Chrome.
44994-07	Black.
55798-10A	Edge Cut.

Fits '06-'17 VRSC™ models.	
42275-07A	Black.

Fits '15-'17 Softail models (except FLSS, FLSTFBS and FXSE).	
36700104	Chrome.

Fits '18-later Softail models. Will slightly extend the brake lever reach of dual disc Softail models.

36700209	Chrome.
36700210	Black.
36700211	Edge Cut.

Fits '21-later Touring (except '23-later FLHXSE, FLTRXSE and '24-later FLHX, FLTRX and FLTRXSTSE) and Trike models.

36700272	Chrome.
36700271	Black.
36700273	Edge Cut.
36700274	Slotted Chrome.

Fits '17-'20 Touring and '19-'20 Trike models.	
41700422A	Chrome.
41700421A	Black.
41700424A	Edge Cut.
41700425A	Slotted Chrome.

Fits '14-'16 Touring models equipped with hydraulic clutch. Does not fit Trike models.

36700065	Chrome.
36700064	Black.
36700067	Edge Cut.

Fits '14-'16 FLHR and FLHRC and '08-'13 Touring and Trike models. Does not fit models equipped with hydraulic clutch.

38843-08	Chrome.
36700004	Edge Cut.

Fits '17-'18 Trike models.	
41700423A	Chrome.

Model Family Fitment:			
<div></div>	V-ROD	<div></div>	SPORTSTER
<div></div>	SOFTAIL	<div></div>	TOURING
<div></div>		<div></div>	DYNA



A. CHROME HAND CONTROL LEVERS



A. BLACK HAND CONTROL LEVERS



A. EDGE CUT HAND CONTROL LEVERS



A. SLOTTED HAND CONTROL LEVER KIT



B. CHROME CLUTCH AND BRAKE MASTER CYLINDER KIT – (41700480 SHOWN)



B. CHROME CLUTCH AND BRAKE MASTER CYLINDER KIT – (4701018 SHOWN)



B. CHROME CLUTCH AND BRAKE MASTER CYLINDER KIT – (41700440 SHOWN)



C. CHROME MASTER CYLINDER COVER 45078-96D



B. CHROME CLUTCH AND BRAKE MASTER CYLINDER KIT – (41700263D SHOWN)



B. CHROME CLUTCH AND BRAKE MASTER CYLINDER KIT – (4701019 SHOWN)



B. CHROME CLUTCH AND BRAKE MASTER CYLINDER KIT – (41700463 SHOWN)



D. REAR MASTER CYLINDER COVER – CHROME (46463-08 SHOWN)

CONTROLS 465

Hand Controls

B. CHROME CLUTCH BRACKET AND MASTER CYLINDER RESERVOIR KIT

Replace your stock painted aluminum controls with brilliant chrome, without compromising quality. This kit is manufactured from Original Equipment components and includes a Chrome Master Cylinder Cover. When combined with Chrome Switch Housing Kit, Chrome Switch Caps and other Harley-Davidson® Genuine Motor Accessories, this front brake control kit provides a look that does more than stop your bike – it can stop traffic.

45281-99E	Brake.
Fits '96-'03 XL models, '96-'05 Dyna® and Softail® and '96-'04 Touring models with dual disc front brakes and cable operated clutch.	

45355-08A	Clutch.
Fits '08-'17 Dyna (except FXDF, FXDLS and '14-'17 FXDL) and '08-'14 Softail models equipped with single disc front brakes and cable-operated clutch.	

41700480	Clutch.
Fits '18-later Softail (except FXLRS, FXLRST, FXRST, FXDRS, FXFB and FXFBS) models.	

36700100	Clutch.
Fits '15-'17 Softail models with cable-operated clutch.	

45355-06B	Brake.
Fits '06-'07 Dyna and Softail models equipped with single disc front brakes and cable-operated clutch.	

41701018	Clutch.
Fits '21-later Touring and Trike models (except Road Glide® models, '23-later FLHXSE and '24-later FLHX) with cable-operated clutch.	

41700440	Clutch.
Fits '17-'20 Touring (except Road Glide® models) and '19-'20 Trike models.	

41700263D	Brake.
Fit '14-'16 Touring models (except Road Glide) with hydraulic clutch. Does not fit Trike models.	

42117-08A	Brake.
Fits '08-'16 Touring models with cable-operated clutch.	

46418-05B	Brake.
Fits '05-'07 Touring models with cable-operated clutch.	

41700441A	Clutch.
Fits '17-'18 Trike models.	

41700330A	Clutch.
Fits '14-'16 Trike models with hydraulic clutch.	

41700463	Brake.
Fits '17-'20 Road Glide® models.	

41701019	Clutch.
Fits '21-later Road Glide® models with cable-operated clutch.	

C. FRONT MASTER CYLINDER COVER — CHROME

Includes chrome-plated cover, gasket and decal. Easily installed with included stainless steel screws.

45078-96D	Brake.
Fits '02-'05 VRSC™, '96-'03 XL, '96-'05 Dyna® and Softail® and '96-'04 Touring models.	

46424-05B	Brake.
Fits '06-'17 Dyna, '06-'14 Softail and '05-'07 Touring models. Also fits '14-later Trike brake master cylinder and '14-'16 Trike clutch master cylinders.	

42123-08	Brake.
Fits '08-later Touring (except '23-later FLHXSE, FLTRXSE and '24-later FLHX, FLTRX and '24 FLTRXSTSE) and '09-'13 and '19-later Trike models.	

36700094A	Clutch.
Fits '14-'16 Touring models equipped with hydraulic clutch. Does not fit Trike models.	

41700297	Brake.
Fits '15-'17 Softail models.	

41700442	Clutch.
Fits '17-'20 Touring and '19-'20 Trike models.	

D. REAR MASTER CYLINDER COVER – CHROME

An easy way to add chrome to your bike is with this chrome-plated version of the stock master cylinder cover.

46463-08	Brake.
Fits '08-later Touring models. Does not fit Trike models.	

46425-05A	Clutch.
Fits '06-'17 Dyna® non-ABS models, '06-'17 Softail® and '05-'07 Touring models.	

45149-99C	Clutch.
Fit '00-'05 Softail and '99-'04 Touring models.	

466 CONTROLS

Hand Controls

A. SWITCH HOUSING KIT – CHROME

Convert your handlebar switch housings from black to brilliant chrome. Complete kit includes left and right housings sets. No switches or wiring required.

70222-96B

Fits '02-'17 VRSC™, '96-'13 XL, '08-'12 XR, '96-'11 Dyna®, and Softail® (except FXSTDSE) and '96-'13 Road King® (except FLHRSE) models.

71826-11

Fits '14-'22 XL, '12-'17 Dyna® and '11-later Softail® models not equipped with Cruise Control.

71500442

Fits '16-later Softail models equipped with cruise control.

71500185

Fits '14-later Touring (except FLHRXS and '23-later FLHXSE, FLTRXSE, '24-later FLHX, FLTRX and FLTRXSTSE) and Trike models.

70228-96C

Fits '96-'13 FLHTCU, FLHTK, FLTR and FLTRU, '02-'13 FLHRC and '09-'13 FLHTCUTG models. Also fits '02-'13 FLHR models equipped with cruise control.



A. SWITCH HOUSING KIT – CHROME (71500185 SHOWN)



A. SWITCH HOUSING KIT – CHROME (71500442 SHOWN)



A. SWITCH HOUSING KIT – CHROME (70222-96B SHOWN)



A. SWITCH HOUSING KIT – CHROME (70222-96B SHOWN)



B. TURN SIGNAL EXTENSION CAPS – BLACK (71500179 SHOWN)



B. TURN SIGNAL EXTENSION CAPS – CHROME



C. SWITCH CAP KIT – CHROME (71500187C SHOWN)



C. SWITCH CAP KIT – CHROME (71500515 SHOWN)



C. SWITCH CAP KIT – CHROME (71500186A SHOWN)



C. SWITCH CAP KIT – CHROME (71500228C SHOWN)



C. SWITCH CAP KIT – CHROME (71500441 SHOWN)

CONTROLS 467

Hand Controls

B. TURN SIGNAL EXTENSION CAPS

Make signaling simple. These Turn Signal Extension Caps allow riders to easily reach and activate turn signals without repositioning or removing their hands from the grips. The one-piece design features a contoured thumb extension that places the left- and right-hand signal control in a comfortable position. Available in chrome and black, these Extension Caps replace the stock turn signal switch caps without re-wiring.

Fits '14-'22 XL, '12-'17 Dyna® and '11-later Softail® models (except FLDE, FLHC, FLHCS, FLSB, FLSTSE, FXLRST and FXSBSE).

71500177 Black.

71500178 Chrome.

Fits '02-'17 VRSC™, '96-'13 XL, '08-'12 XR, '96-'11 Dyna, '96-'10 Softail and '96-'13 Touring and Trike models.

71500179 Black.

Fits '20-later FLHT, '14-later Road King® and Freewheeler® models. Does not fit CVO™ models or Lighted Hand Control Switches P/N 71500561.

71500285 Black.

Fits '16-later Electra Glide® (except FLHT), Street Glide® (except '24-later FLHX), Ultra Limited®, Road Glide® (except '24-later FLTRX) and FLHTCUTG models. Does not fit CVO™ models or Lighted Hand Control Switches P/N 71500561.

71500286 Black.

C. SWITCH CAP KIT – CHROME

Not satisfied until everything you see is chrome? These Chrome Switch Cap Kits will add style to one of the most visible areas of your bike, the switches. Shaped for the same ergonomic feel as the Original Equipment hand control switches, these caps replace the stock black caps without re-wiring. The chrome switch caps complement other chrome hand control accessories (Chrome Master Cylinder Kit, Chrome Hand Levers, Chrome Switch Housings and Chrome Master Cylinder Cover) to complete the custom look.

71500187C

Fits '20-later FLTRK and FLTRKL, '21-later FLH, '19-later FLHTK and FLHTKL, '16-later FLHTCU, FLHTCUL, FLHX (except '24-later FLHX), FLHXS, FLTRU, FLTRX (except '24-later FLTRX), FLTRXS, FLTRXST, '09-'18 FLHTCUTG and '22-later FLHXST models. Does not fit CVO models or Lighted Hand Control Switches P/N 71500561.

71500186A

Fits '16-later Road King®, '20-later FLHT, and '15-'18 Freewheeler models. Does not fit CVO models.

71500228C

Fits '16-'18 FLHTK and FLHTKL models. Does not fit CVO models.

71500515

Fits '19-later FLHTCUTG and FLTRT models. Does not fit CVO models or Lighted Hand Control Switches P/N 71500561.

71500441

Fits '14-'22 XL, '12-'17 Dyna® and '11-later Softail® models (except FLDE). Kit includes switch cap for cruise-control equipped models for '16-later models. Does not fit models with Auxiliary Lamps.

71804-03

Fits '02-'17 VRSC™ and '96-'13 XL and XR, '96-'11 Dyna, '96-'13 FLHR and '98-'01 FLHRC models. FLHR models equipped with cruise control use Kit P/N 71808-03.

71500110

Fits '14-'22 XL, '12-'17 Dyna (except '16-'17 FXDLS), and '11-'15 Softail models.

71802-03

Fits '96-'13 FLHTCU, FLHTK, FLTR and FLTRU and '09-'13 FLHTCUTG models.

71816-09

Fits '96-'13 FLHT, FLHTC, FLHX and FLTRX and '10-'11 FLHXXX models equipped with cruise control.

Model Family Fitment:

- V-ROD
- SPORTSTER
- DYNA
- SOFTAIL
- TOURING

468 CONTROLS

Hand Controls

A. LIGHTED HAND CONTROL SWITCHES

Add function and style to the Original Equipment hand controls. Lighted Hand Controls feature soft white LED backlighting that illuminates the switch function icons for enhanced night-time visibility. You get at-a-glance identification and a modern up-to-date look. Kit includes plug-in switch packs for left- and right-hand controls, now including the Traction Control switch for '20-later models.

71500629
Fits '21-later Touring models with Traction Control and '21-later FLHTCUTG. Does not fit Road King or FLHT models. Does not fit with Chrome Switch Cap Kits. Original Equipment on '21-later CVO™ models. Does not fit '23-later FLHXSE, FLTRXSE, '24-later FLHX, FLTRX and FLTRXSTSE models.

71500561
Fits '20 Touring models with Traction Control and '19-'20 FLHTCUTG. Does not fit with Chrome Switch Cap Kits.

71500248C
Fits '14-'20 Touring models (without Traction Control) with a Boom!™ Box audio system (for RDRS see P/N 71500561) and '14-'18 FLHTCUTG models. Stock on '14-'19 CVO™ Touring models.

71500250B
Fits '14-'16 FLHR and FLHRC models.

B. CLUTCH FERRULE AND BANJO BOLT COVER KITS

These chrome-plated die-cast covers provide a custom look to your hand controls. The pair of tapered covers conceals the brake banjo bolt cable and the clutch cable or hydraulic line connections as they enter the hand controls. The two-piece design is easy to install and adds a finishing touch to Original Equipment or braided lines and cables. Kits are available for models with cable- or hydraulic-operated clutch.

41300062 Brake and Hydraulic Clutch.
Fits '09-'17 VRSC™, '14-'20 Touring (except Road Glide®), '14-'20 Trike and '08-'20 CVO models and bikes equipped with hydraulic clutch. Does not fit '15-later Softail® models. Some models may require rotation of the front master cylinder banjo fitting. See the service manual for Brake systems procedures.

C. CLUTCH FERRULE AND BANJO BOLT COVER KIT – CHROME

Die-cast chrome covers provide a custom look to your stock banjo bolts and handlebar clutch ferrule. Fits clutch ferrule on handlebar and banjo bolts on brake master cylinders and calipers. Installs in seconds.

32714-98A
Fits '84-later models with stock master cylinder and calipers (except '02-later VRSC, '15-later XG, '04-'22 XL, '18-later Softail and '08-later Touring and Trike). Will not fit models equipped with hydraulic clutch.

- Model Family Fitment:
- V-ROD
- SPORTSTER
- DYNA
- SOFTAIL
- TOURING



A. LIGHTED HAND CONTROL SWITCHES



A. LIGHTED HAND CONTROL SWITCHES – (71500561 SHOWN)



A. LIGHTED HAND CONTROL SWITCHES – (71500248C SHOWN)



B. CLUTCH FERRULE AND BANJO BOLT COVER KITS



B. BRAKE & HYDRAULIC CLUTCH



C. CLUTCH FERRULE AND BANJO BOLT COVER KIT – CHROME



D. CRUISE CONTROL KIT (41000369 SHOWN)



E. HANDLEBAR SWITCH CONTROL KIT



F. AUXILIARY ACCESSORY SWITCH HOUSING KIT – CHROME (SHOWN WITH AUXILIARY ON/OFF SWITCH)



F. AUXILIARY ACCESSORY SWITCH HOUSING KIT – BLACK (SHOWN WITH AUXILIARY ON/OFF SWITCH)



G. AUXILIARY ON/OFF SWITCH KIT

CONTROLS 469

Hand Controls

D. CRUISE CONTROL KIT

For long-distance runs, there's nothing better than letting your bike do all the work. This Cruise Control Kit puts you just minutes away from true touring bliss. Unlike mechanical throttle controls or friction thumb wheels, this complete electronic speed control allows you to set and maintain constant speed at the touch of a button. Your dealer will install the new hand controls, enable the cruise control function in the Electronic Control Module (ECM) and you're ready to roll. No splicing into the wiring harness to install. Kit includes updated switch housings and all necessary hardware.

41000369
Fits '16-later Softail® models. Original Equipment on '16-'17 FLSS, FLSTC, FLSTFBS, FLSTN and FXSE models and '18-later FLHC, FLHCS and FLSB models. Dealer Digital Technician™ software update is required.

E. HANDLEBAR SWITCH CONTROL KIT

Updated for use with '07-later models equipped with clutch interlock system. This exclusive Harley-Davidson® kit simplifies the switch to custom style handlebars. Kit features the Original Equipment left and right switch housings, 60.0" wiring harness and all necessary hardware.

70239-07
Fits '96-'13 XL, '08-'13 XR, '96-'11 Dyna® and '96-'10 Softail models (except '07-'10 FLSTF). Also fits '96-'13 Touring models without cruise control or radio controls.

F. AUXILIARY ACCESSORY SWITCH HOUSING KIT

Keep your eyes on the road and your hands on the grips with these easy-to-reach Auxiliary Accessory Switch Housings. Available for left and right hand control clusters, these housings will allow you to install up to six switches (when two housings are used) to control various electrical devices. Available in black to match Original Equipment switch housings or a bright chrome finish to complement accessory Chrome Switch Housing Kits. All necessary mounting hardware is included. Switches sold separately.

Fits '96-later VRSC™, XL, XR, Dyna®, Softail® (except FLSB, FLSTF, FLSTFB, FLSTFBS, FXDRS, FXSB and FXSE), and Touring models (except FLTRT, '14-later Road Glide®, FLHRXS '23-later FLHXSE, FLTRXSE and '24-later FLHX). Does not fit models equipped with Large Diameter Handlebars, Boom!™ Audio Cruiser Amp & Speaker Kits or Tour-Pak® Mounted CD Changer P/N 77184-01. '04-later XL and XR models require separate purchase of (2) Screw P/N 3832M.

70213-02C Chrome Left Side.

70248-02B Black Left Side.

Fits '96-later VRSC™, XL, XR, Dyna®, Softail® (except FLSB, FLSTF, FLSTFB, FLSTFBS, FXDRS, FXSB and FXSE), and Touring models (except FLTRT, '14-later Road Glide®, FLHRXS '23-later FLHXSE, FLTRXSE and '24-later FLHX). Does not fit models equipped with Large Diameter Handlebars, Boom!™ Audio Cruiser Amp & Speaker Kits or Tour-Pak® Mounted CD Changer P/N 77184-01. '04-later XL and XR models require separate purchase of (2) Screw P/N 3832M.

70255-02B Chrome Right Side.

G. AUXILIARY ON/OFF SWITCH KIT

Styled to match the Original Equipment hand controls. These Auxiliary On/Off switches allow you to control additional electrical accessories with the touch of a finger when installed in the Auxiliary Accessory Switch Housing. Switches sold individually.

71718-02
Fits Auxiliary Accessory Switch Housing Kits P/N 70255-02B, 70256-02, 70213-02C and 70248-02B.

COMFORT, STYLE OR BOTH?

Every person is unique. Your overall height, arm reach, upper body length and riding style all dictate your relationship to the bike’s controls. Add in the desire for a unique, custom look and your handlebar options multiply exponentially.*



REACH™ HANDLEBARS

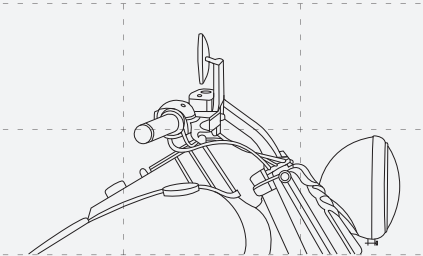
Recommended for shorter riders, Reach™ Handlebars are shaped to position the hand controls closer to the rider for optimized elbow and wrist position.



TALLBOY™ HANDLEBARS

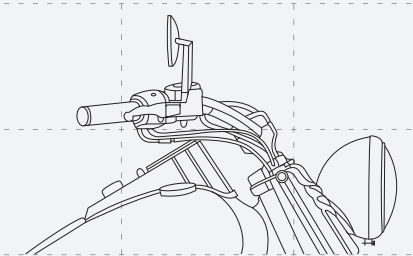
Recommended for taller riders, Tallboy™ handlebars enable long-armed riders to more comfortably fit and maneuver the motorcycle.

YOUR RIDING POSITION



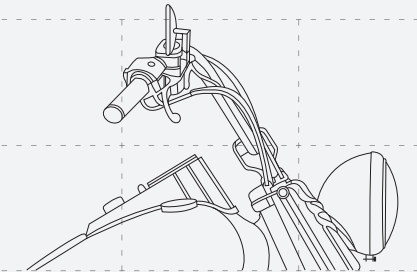
DRAG HANDLEBAR*

Narrow, flat and more aggressive, drag bars provide a straight elbow and neutral hand and wrist position. For maximum comfort, drag bars can be positioned with curved or straight risers to minimize stretch to the controls.



BEACH HANDLEBAR*

Low and wide, a beach bar spreads your arms and gives you room to breathe. Ideal for the rider with long arms, beach bars can be a little too wide for many riders. While selecting a bar, make sure you can reach the hand controls when the handlebar is fully turned.

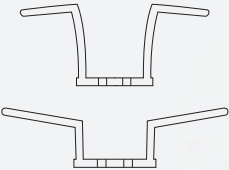


APE & TALLBOY HANDLEBAR*

Tall and wide, ape and Tallboy™ handlebars provide a classic “fists-in-the-wind” look and can add long-haul comfort for riders with long arms. Because handlebar height is regulated in many areas, check local laws before installing a tall handlebar.

CHIZELED HANDLEBAR*

For cutting edge style, a Chizeled Bar combines the hands-up feel of a mini-ape with the narrow width of a drag bar. The bar’s shoulder-width design keeps the elbows in and the arms straight ahead, and the wrist and hands fall in a neutral palms-down grip.



HANDLEBAR DIMENSIONS

(IN INCHES)

Handlebar Kit	Bar Diameter	Width	Pull Back	Rise	Base Width	Knurl Center	Handlebar Kit	Bar Diameter	Width	Pull Back	Rise	Base Width	Knurl Center
55800103	1.00	25.75	4.30	8.30	8.50	3.22	55801030	1.25	32.70	4.60	13.20	12.10	2.94
55800345	1.00	28.50	4.75	3.75	7.50	3.14	55801057	1.00	28.30	5.60	9.80	11.00	2.94
55800579	1.00	31.75	6.25	7.00	9.00	3.50	55801058	1.25	29.30	5.60	10.10	12.10	2.94
55800587	1.00	31.00	4.50	7.25	10.00	3.14	55801059	1.25	29.30	5.60	10.10	12.10	2.94
55800589	1.00	30.81	13.09	6.63	15.14	3.48	55801060	1.00	33.80	5.80	8.60	17.40	3.40
55800590	1.00	30.81	13.09	6.63	15.14	3.48	55801061	1.00	33.80	5.80	8.60	17.40	3.40
55800591	1.00	32.39	6.03	11.17	16.16	3.48	55801062	1.25	35.00	6.50	10.10	14.20	2.94
55800592	1.00	32.39	6.03	11.17	16.16	3.48	55801063	1.25	35.00	6.50	10.10	14.20	2.94
55800714	1.25	34.68	7.09	7.68	10.20	3.14	55801263	1.0	33.8	2.79	8.0	4.65	3.5
55800715	1.00	31.64	6.85	7.00	9.84	3.14	55801280	1.0	33.8	6.0	3.7	4.65	3.5
55800717	1.00	31.64	6.85	7.00	9.84	3.14	55800035A	1.00	29.25	3.80	0.00	9.00	3.14
55800719	1.00	34.64	9.34	5.03	13.06	3.14	55800548A	1.25	33.75	9.25	14.75	12.50	3.14
55800721	1.00	34.64	9.34	5.03	13.06	3.14	55800549A	1.25	33.75	9.25	14.75	12.50	3.14
55800856	1.00	28.50	3.00	1.50	5.74	N/A	55914-98	1.00	30.75	7.50	12.25	15.00	3.50
55800861	1.00	28.50	4.00	0.00	7.26	3.50	55954-00	1.00	30.00	9.00	9.50	13.75	3.14
55801003	1.00	32.00	6.50	8.75	10.00	3.14	55967-08	1.25	35.50	11.50	4.75	12.25	3.50
55801005	1.00	38.00	4.60	12.90	17.40	3.40	56036-08	1.00	31.75	6.50	10.00	15.75	3.50
55801006	1.25	39.00	5.10	13.30	14.20	3.40	56166-08	1.00	32.00	5.50	11.25	13.00	3.14
55801007	1.25	39.00	5.10	13.30	14.20	3.40	56180-08	1.00	30.00	9.00	9.50	13.75	3.14
55801015	1.00	31.70	4.60	12.90	11.00	2.94	56902-08	1.00	31.25	5.00	12.00	11.50	3.14
55801016	1.00	31.70	4.60	12.90	11.00	2.94	57474-11	1.00	35.00	1.75	12.00	16.00	3.50
55801029	1.25	32.70	4.60	13.20	12.10	2.94	57485-11	1.00	35.00	1.75	12.00	16.00	3.50

CHOOSING YOUR HANDLEBAR

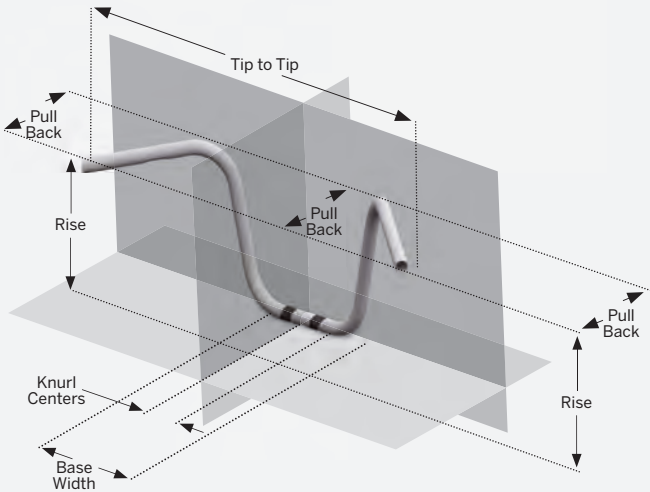
RISE is the vertical distance between a handlebar’s tip and its base. Adding risers to bars that sit too low can help put hand grips into your sweet spot.

PULL BACK is the distance the handlebar tips come back toward the rider. Greater pull back can eliminate the long reach to the bar for a shorter rider.

WIDTH is measured from tip to tip. Make sure the bar isn’t too wide so it pulls your hands off the grips when turning.

KNURL CENTER is the distance between the center line of the bar’s knurling. The measurement should match the riser dimension to maximize clamping pressure.

*NOTE: Installation of some handlebars and risers may require a change in clutch and/ or throttle cable and brake lines for some models. Handlebar height is regulated in many locations. Check local laws to ensure your motorcycle meets applicable regulations.
**1.25" Fat Bar base necks down to fit 1.0" handlebar clamp.



472 CONTROLS

Handlebars – Dyna®/Softail®

A. REACH™ HANDLEBAR* – 1.0"

Recommended for riders between 5' -2" and 5' -8" tall, this Reach Handlebar is shaped to position the hand controls closer to the rider for optimized elbow and wrist position. Designed to provide the ideal balance of pull back and width, this handlebar allows your hands fall naturally in place. The narrower width reduces your stretch while making low-speed turns and parking lot maneuvers, and the overall effect is improved confidence and long-range comfort for short-armed riders.

Fits '18-later FLDE, FLHC, FLHCS, FLSL, FXBB, FXLR, FXST and '21-later FXBBS models. All models require separate purchase of additional installation components.

55800715	Chrome.
55800717	Black.

See your Dealer for cables, lines and additional installation components required, or visit www.H-D.com/store and search part number 55800715 or 55800717.

B. STREET SLAMMER BAR*

Comfort and attitude in one. This Street Slammer drag bar with 7.0" integrated risers offers a stylish alternative to separate curved risers, bar and handlebar clamp combinations and reduces the stretch required to reach traditional straight bars. This 1.25" fat bar is factory drilled to accept hidden control wires for a clean custom look. Available in brilliant chrome or satin black finish.

Fits '12-'16 FLD, '06-'17 FXDB, '08-'17 FXDF, '01-'05 FXDL, '16-'17 FXDLS, '99-'17 FXDWG, '00-'17 FLS, FLSS, FLSTC, FLSTF, FLSTFB, FLSTFBS, FLSTN, FXST, FXSTB, FXSTC and FXSTD, and '03-'13 FLHR and FLHRC models. All models require separate purchase of additional installation components. Does not fit Road King® models equipped with cruise control, '08 ABS-equipped models, Heated Hand Grips, Hydraulic Clutch Kits, Handlebar Mounted Gauges, Road Tech™ Radio, Softail® Nacelle Kit or Sidecar-equipped models.

55801309	Chrome.
55801308	Satin Black.

See your Dealer for cables, lines and additional installation components required, or visit www.H-D.com/store and search part number 55801309 or 55801308.

C. DRAG BAR*

Nothing says minimalist like a classically simple drag bar. Shaped to give the Nightster® and Iron 883™ models an aggressive riding profile, this satin black 1.0" Drag Bar features 0" of rise and 4.0" of pull back to provide an excellent combination of forward positioning and wrist control.

55800035A Satin Black.
Fits '07-'22 XL models with 2.2 or 3.3 gallon fuel tank. Does not fit XL883C, XL883R, XL1200C, XL1200L, XL1200R, XL1200T, '11-'22 XL883L or models equipped with 4.5 gallon large-capacity fuel tank. All models require separate purchase of additional components.


See your Dealer for cables, lines and additional installation components required, or visit www.H-D.com/store and search part number 55800035A.

-  Reach Handlebars
-  Tallboy Handlebars

*NOTE: Installation of some handlebars and risers may require a change in clutch and/or throttle cable and brake lines for some models. Handlebar height is regulated in many locations. Check local laws to ensure your motorcycle meets applicable regulations.



A. REACH HANDLEBAR – 1.0"



B. STREET SLAMMER BAR – CHROME
(ROAD KING SHOWN)



C. DRAG BAR – SATIN BLACK



C. FAT REACH HANDLEBAR – 1.25"



D. TALLBOY HANDLEBAR – 1.0"

CONTROLS 473

Handlebars – Dyna®/Softail®

C. FAT REACH™ HANDLEBAR* – 1.25"

Slammed and styled for a low-profile look, this 1.25" handlebar places the hand controls closer to the rider for an optimized elbow bend and wrist position, offering improved confidence and long-range comfort for shorter-armed riders.

Fits '18-later FLFB, FLFBS, FLSL, FLSE, FXBR, FXBRS, FXDRS, FXFB and FXFBS models. Does not fit FXFB and FXFBS models without ABS Brakes. FLSL models require separate purchase of 1.25" handlebar riser kit. All models require separate purchase of additional installation components.

55800714	Gloss Black.
-----------------	--------------

See your Dealer for cables, lines and additional installation components required, or visit www.H-D.com/store and search part number 55800714.

D. TALLBOY™ HANDLEBAR – 1.0"






Recommended for riders 5'9" and taller, this 1.0" Tallboy™ handlebar enables long-armed riders to more comfortably fit and maneuver Softail® motorcycle. Shaped to provide the ideal balance of rise and width, this bar places the hands in a neutral position and stretches the arms to reduce the bend at the elbow.

Fits '18-later FLDE, FLHC, FLHCS, FLSL, FXBB, FXLR, FXST and '21-later FXBBS models. All models require separate purchase of additional installation components.

55800719	Chrome.
55800721	Gloss Black.

See your Dealer for cables, lines and additional installation components required, or visit www.H-D.com/store and search part number 55800719 or 55800721.

*NOTE: Installation of some handlebars and risers may require a change in clutch and/or throttle cable and brake lines for some models. Handlebar height is regulated in many locations. Check local laws to ensure your motorcycle meets applicable regulations.

Model Family Fitment:			
	V-ROD		SPORTSTER
	SOFTAIL		DYNA
	TOURING		

474 CONTROLS

Handlebars – Dyna®/Softail®/Sportster®

A. REACH® HANDLEBAR*

With a shape designed to place the handlebars closer to the rider, this Reach® Handlebar puts the rider in an upright seating position for added comfort and control. Designed to place the handlebars closer to the rider for ideal fit, comfort and control. Nightster® models require separate purchase of Brake Line P/N 41800874 Gloss Black finish.

Fits '21-later RH1250S and '22-later RH975 models.

55801263 Gloss Black.

See your Dealer for cables, lines and additional installation components required, or visit www.H-D.com/store and search part number 55801263.

B. TRACKER HANDLEBAR*

Inspired by rough-and-tumble flat track race bikes, this handlebar is wider and taller than stock and features a cross brace. • Designed to give the Sportster® S and Nightster models additional leverage during spirited riding. Fixed cross-bar gives aggressive look to front end. Nightster models require separate purchase of Brake Line P/N 41800874 Gloss Black finish

Fits '21-later RH1250S and '22-later RH975 models.

55801280 Gloss Black.

See your Dealer for cables, lines and additional installation components required, or visitwww.H-D.com/store and search part number 55801280.

C. MOTO BAR – NIGHTSTER

When installed with our 5" riser this 1" diameter Moto Bar moves hand controls 2 inches up and 1 inch back to put the rider in a commanding position on the motorcycle. Features a Gloss Black finish and a performance-style flat-track bend that moves hand controls up and back to put the rider in a commanding position. Original Equipment on Nightster Special model.

55801558

Fits '22-later Nightster models. Requires separate purchase of additional components, including Nightster 5" Riser P/N 55900307.

See your Dealer for cables, lines and additional installation components required, or visitwww.H-D.com/store and search part number 55801558..

*NOTE: Installation of some handlebars and risers may require a change in clutch and/or throttle cable and brake lines for some models. Handlebar height is regulated in many locations. Check local laws to ensure your motorcycle meets applicable regulations.




A. REACH® HANDLEBAR



D. 1" MOTO BAR – BLACK ANODIZED



B. TRACKER HANDLEBAR



E. DRAG BAR – GLOSS BLACK



C. MOTO BAR – NIGHTSTER



F. MINI-APE HANDLEBAR

CONTROLS 475

Handlebars – Softail®

D. MOTO BAR – BLACK ANODIZED*

Made from lightweight aluminum anodized with a black finish, this club-style handlebar features a performance-style graphic. Pair with tall risers to complete the unique custom look.

55800856 1"

Fits '18-later FL5L, FXBB, FXLR, FXLRS (ABS only), and FXST, '14-later Road King® models and '21-later FXBBS models. Does not fit FXBB, FXBBS and FXST models with accessory Quarter Fairing or accessory windshields when using original equipment handlebar risers. FXLR models equipped with Color-Matched Quarter Fairing and Tall Risers P/N 55800852 require separate purchase of Turn Signal Brackets P/ N12700164 and 67800630. Installation requires separate purchase of additional components.

See your Dealer for cables, lines and additional installation components required, or visit www.H-D.com/store and search part number 55800856 or 55800858.

E. DRAG BAR*

This nearly straight 1" drag bar moves the hands forward and gives riders a new option for a more aggressive, sporty riding position. The dark finish matches other dark components to complete or complement an overall blacked-out style.

55800861 Gloss Black.

Fits '18-later FXBB, FXLR, FL5L, FXST and '21-later FXBBS models. Does not fit with accessory windshields on stock risers. Installation requires separate purchase of additional components.

See your Dealer for cables, lines and additional installation components required, or visit www.H-D.com/store and search part number 55800861.


F. MINI-APE HANDLEBAR*

Fists up! This mini-ape handlebar delivers a higher hand position to achieve a traditional look, a relaxed style, and more comfortable riding position for some riders. 1" diameter bar with 9.4" rise. Features a conservative rise and bend for rider comfort. The Gloss Black finish complements motorcycle styling. See Harley-Davidson® Handlebar Installation Requirements document for additional components required for installation.

55801284

Fits '22-Later RH975 and RH975S models.

*NOTE: Installation of some handlebars and risers may require a change in clutch and/or throttle cable and brake lines for some models. Handlebar height is regulated in many locations. Check local laws to ensure your motorcycle meets applicable regulations.

Model Family Fitment:			
	V-ROD		SPORTSTER
	DYNA		SOFTAIL
	TOURING		

476 CONTROLS

Handlebars – Sportster®

A. SPORTSTER® TALLBOY™ HANDLEBAR*

Ergonomically designed and tested by a panel of riders from 5'11" to 6'4", this 1.0" Tallboy™ handlebar enables long-armed riders to more comfortably fit and maneuver a compact Sportster® model. Shaped to provide the ideal balance of rise and width, this bar places the hands in a neutral position and stretches the arms to reduce the bend at the elbow.

Fits '07-'22 XL models (except XL883R and XL883C). All models require separate purchase of additional installation components.

55800587 Gloss Black.

See your Dealer for cables, lines and additional installation components required, or visit www.H-D.com/store and search part number 55800587.

B. IRON 883™ HANDLEBAR*

Add an edgy touch to your Sportster® model. Featuring the same shape, rise and pull back of the Iron 883™ Original Equipment stainless pull back handlebar, this satin black bar provides a choice in customizing style without the need to change cables and brake lines. Original Equipment on XL883N and XL1200X models.

55800345 Satin Black.
Fits '10-'22 XL883L, XL1200C, XL1200NS, XL1200T, XL1200V and XL1200XS models. Installation requires separate purchase of additional components. Original Equipment on XL883N and XL1200X models.

See your Dealer for cables, lines and additional installation components required, or visit www.H-D.com/store and search part number 55800345.

C. MINI-APE HANDLEBAR*

The 12" mini-ape chrome 1.0" diameter handlebar delivers a modestly higher hand position to achieve a traditional look, a relaxed style, and more comfortable riding position for some riders.

Fits '07-'22 XL883L, XL883N, XL1200CX, XL1200L, XL1200N, XL1200NS, XL1200T, XL1200V, XL1200X, XL1200XS, and '18-later FLDE, FLSL and FXLR models. Also fits '06-'17 FXDB and '96-'05 FXDWG models with Original Equipment handle-bar P/N 58079-93. XL models require separate purchase of additional components.

55801003 Chrome.

55801272 Gloss Black.

See your Dealer for cables, lines and additional installation components required, or visit www.H-D.com/store and search part number 55801003 or 56075-07A.



*NOTE: Installation of some handlebars and risers may require a change in clutch and/or throttle cable and brake lines for some models. Handlebar height is regulated in many locations. Check local laws to ensure your motorcycle meets applicable regulations.



A. SPORTSTER TALLBOY HANDLEBAR




B. IRON 883 HANDLEBAR – SATIN BLACK



C. MINI-APE HANDLEBAR



D. HOLLYWOOD HANDLEBAR (SPORTSTER FORTY-EIGHT SHOWN)



E. CHIZELED HANDLEBAR – SATIN BLACK (STREET BOB SHOWN)



F. NARROW BEACH HANDLEBAR (FAT BOY SHOWN)

CONTROLS 477

Handlebars – Dyna®/Softail®/Road King®

D. HOLLYWOOD HANDLEBAR*

Original Equipment on the Softail Slim® model, this traditional Hollywood-styled handlebar combines the laid-back riding attitude of the '40s with a shape that's perfect for today's new school stripped-down bobbers. With its limited rise, narrow profile and gentle pull back shape, this bar captures the look of a classic bar without the wide beach bar riding position.

55800579 Gloss Black.
Fits '10-'22 XL1200X and XL1200XS, '06-'17 FXDB, '10-'17 FXDWG, '00-'17 FLSTC, FLSTF and FLSTFB, '08-'17 FLSTN, '18-later Softail® (except FXFB, FXFBS, FXBR, FXBRS, FXLRS and FXLRST), '15-later FLRT models. Requires separate purchase of additional installation components.

See your Dealer for cables, lines and additional installation components required, or visit www.H-D.com/store and search part number 55800579.

E. CHIZELED HANDLEBAR*

Achieve ultimate cutting-edge style. The Chizeled Bar features the edgy profile of the classic Z bar and combines the hands-up feel of a mini-ape with the narrow width of a drag bar. The result? A classic chopper attitude. The 1.0" bar replaces mitered and welded corners with cast seamless 90° bends for added strength and style. The cast elbows eliminate sharp internal bends and the bar features removable Bar & Shield plugs to simplify internal wiring.

Fits '07-'22 XL883L, XL883N, XL1200L, XL1200N, XL1200NS, XL1200T, XL1200V, XL1200X and XL1200XS models. Also fits '06-'17 FXDB models with Original Equipment Handlebar P/N 58079-93. Does not fit with Heated Hand Grips. XL models require separate purchase of additional components.

55800103 Satin Black.

See your Dealer for cables, lines and additional installation components required, or visit www.H-D.com/store and search part number 55800103.

F. NARROW BEACH HANDLEBAR*

This beefy 1.25" handlebar sets the tone for a full-on custom ride. This chrome-plated fat bar combines the low rise and sweeping shape of a beach-style bar with a narrower tip-to-tip width for added rider comfort. Factory drilled to allow internal wiring for show-winning style.

55801330
Fits '12-'16 FLD, '13-'17 FXDB and '00-'15 FXST, FXSTB, FXSTC, FXSTD. May require separate purchase of riser kit and additional installation components. Compatible with accessory heated grips (except FLHTK Heated Grips or Black Rubber Heated Hand Grips P/N 56100034)

See your Dealer for cables, lines and additional installation components required, or visit www.H-D.com/store and search part number 55801330.

*NOTE: Installation of some handlebars and risers may require a change in clutch and/or throttle cable and brake lines for some models. Handlebar height is regulated in many locations. Check local laws to ensure your motorcycle meets applicable regulations.

Model Family Fitment:

- V-ROD
- SPORTSTER
- DYNA
- SOFTAIL
- TOURING

478 CONTROLS

Handlebars – Softail®

A. FUSED HANDLEBAR*

Combining the edgy profile of a classic Z bar with the knuckles-up feel of a mini-ape and the narrow width of a drag bar, the Fused Bar delivers a fistful of classic chopper attitude. And with muscular cast corners, the cast elbows eliminate sharp internal bends to simplify the internal wiring. The handlebar is 1.25" at the upright and handles and 1" diameter at the base to fit with Original Equipment 1" Handlebar Risers.

Fits '18-later FXBB, FXBBS, FXLR, FXLRS, FXST models. All models require separate purchase of additional components.

55801015	Chrome.
55801016	Gloss Black.

See your Dealer for cables, lines and additional installation components required, or visit www.H-D.com/store and search part number 55801030 or 55801029.

B. FUSED HANDLEBAR*

Combining the edgy profile of a classic Z bar with the knuckles-up feel of a mini-ape and the narrow width of a drag bar, the Fused Bar delivers a fistful of classic chopper attitude. And with muscular cast corners, the cast elbows eliminate sharp internal bends to simplify the internal wiring.

Fits '18-later ABS enabled FLFB, FLFBS, FXBR, FXBRS, FXFB, FXFBS and FXDRS, '14-'20 Road King®, and '15-'20 FLRT models. All models require separate purchase of additional components.

55801030	Chrome.
55801029	Black.

*NOTE: Installation of some handlebars and risers may require a change in clutch and/or throttle cable and brake lines for some models. Handlebar height is regulated in many locations. Check local laws to ensure your motorcycle meets applicable regulations.



A. FUSED HANDLEBAR – CHROME



C. FUSED LO HANDLEBAR – CHROME



B. FUSED HANDLEBAR – BLACK



D. FUSED LO HANDLEBAR – BLACK

CONTROLS 479

Handlebars – Softail®

C. FUSED LO HANDLEBAR*

With a low-profile and compact Z-bar design, the Fused Lo Bar flexes iconic West Coast style. And with muscular cast corners, the cast elbows eliminate sharp internal bends to simplify the internal wiring. The handlebar is 1.25" at the upright and handles and 1" diameter at the base to fit with Original Equipment 1" Handlebar Risers.

Fits '18-later ABS enabled FLSL and FXLRS models. All models require separate purchase of additional components.

55801057	Gloss Black.
----------	--------------

See your Dealer for cables, lines and additional installation components required, or visit www.H-D.com/store and search part number 55801057.

D. FUSED LO HANDLEBAR*






The Fused Lo Handlebar is a new take on West Coast style. With a low-profile and compact Z-bar design, it delivers the classic club look. And with muscular cast corners, the cast elbows eliminate sharp internal bends to simplify the internal wiring.

Fits '18-later ABS enabled FLFB, FLFBS, FL SB, FXBR, FXBRS and FXDRS, '14-'20 Road King®, and '15-'20 FLRT models. All models require separate purchase of additional components.

55801058	Chrome.
55801059	Satin Black.

See your Dealer for cables, lines and additional installation components required, or visit www.H-D.com/store and search part number 55801058 or 55801059.

*NOTE: Installation of some handlebars and risers may require a change in clutch and/or throttle cable and brake lines for some models. Handlebar height is regulated in many locations. Check local laws to ensure your motorcycle meets applicable regulations.

Model Family Fitment:			
 V-ROD	 SPORTSTER	 DYNA	
 SOFTAIL	 TOURING		

480 CONTROLS

Handlebars – Dyna®/Softail®/Road King®

A. 12" FAT MINI-APE HANDLEBAR*

This true 12" mid-rise Ape Handlebar is the perfect mix of comfort and style. This bar features a traditional shape that tapers from a narrow base to a wide-open stance, and provides a flatter hand position with slightly less of the turned-in shape that can put stress on your wrists. The 1.25" diameter fat bar is factory drilled to allow internal wiring, and finished in your choice of show-quality chrome or gloss black surfaces. Handlebar can be installed in the Original Equipment risers on models factory-equipped with 1.25" handlebars.

Fits '14-later Road King® excluding vehicles equipped with 4-point H-D® detachable docking kits and '18-later FLFB, FLFBS, FLSB, FLSL, FXBR, FXBRS, FXBB, FXBBS, FXDRS, FXFB, FXFBS, FXLR and FXST models. Models originally equipped with 1.0" handlebar will require separate purchase of 1.25" handlebar riser kit. All models require separate purchase of additional installation components.

55801326	Chrome.
55801327	Gloss Black.

See your Dealer for cables, lines and additional installation components required, or visit www.H-D.com/store and search part number 55801326 and 55801327.

B. 12" FAT MINI-APE HANDLEBAR KIT WITH RISER*

Big and beefy in the chopper tradition, this 1.25" Mini-Ape Handlebar is the perfect finish to an old-school ride. Factory drilled to allow internal wiring, the show-quality chrome or black finish reflects your attention to custom details. This 12.0" high bar and riser combination provides the look and attitude you dream about, but remains comfortable over the long haul. Handlebar kit includes matching riser and custom handlebar clamp that conceals the wire exit for a clean look.

Fits '12-'16 FLD, '06-'17 FXDB, '08-'17 FXDF, '16-'17 FXDLS, '99-'17 FXDWG, '00-'17 FLS, FLSS, FLSTC, FLSTF, FLSTFB, FLSTFBS, FLSTN, FXCW, FXCWC, FXST, FXSTB, FXSTC , '18-later Softail® (except FLSB, FXBB, FXBBS, FXBR, FXBRS, FXDRS, FXFB, FXFBS, FXLRS, FXLRST and FXST), and '03-later Road King models. All models require separate purchase of additional installation components. Fits with Accessory Heated Grips (except FLHTK Heated Grips or Black Rubber Accessory Heated Grips). Does not fit with Hydraulic Clutch Kits, handlebar-mounted gauges, or Softail® Freight Train Nacelle Kit. Satin Black kit features gloss black risers.

55801313	Chrome.
55801311	Black.

See your Dealer for cables, lines and additional installation components required, or visit www.H-D.com/store and search part number 55801313 or 55801311.

*NOTE: Installation of some handlebars and risers may require a change in clutch and/or throttle cable and brake lines for some models. Handlebar height is regulated in many locations. Check local laws to ensure your motorcycle meets applicable regulations.



A. 12" FAT MINI-APE HANDLEBAR



B. 12" FAT MINI-APE HANDLEBAR KIT WITH RISER – CHROME



C. 16" FAT APE HANDLEBAR



D. 16" FAT APE HANDLEBAR KIT WITH RISER – SATIN BLACK

CONTROLS 481

Handlebars – Dyna®/Softail®/Road King®

C. 16" FAT APE HANDLEBAR*

This beefy 16" Fat Ape handlebar is shaped to give even the tallest rider the hands-in-the-air riding position. The bar features a flatter hand position that positions your wrists in a neutral position for long ride comfort. This true-height 16" bar can be installed in the Original Equipment risers on models factory-equipped with 1.25" handlebars, and the bar is pre-drilled to allow internal wiring. Available in your choice of chrome or gloss black finish, these bars are ready to deliver your custom attitude.

Fits '18-later FLFB, FLFBS, FLSB, FLSL, FXBR, FXBRS, FXBB, FXDRS, FXFB, FXFBS, FXLR and FXST models. '14-later Road King® (except vehicles equipped with 4-point H-D detachable docking kits). Models originally equipped with 1.0" handlebar will require separate purchase of 1.25" handlebar riser kit. All models require separate purchase of additional installation components.

55801325	Chrome.
----------	---------

See your Dealer for cables, lines and additional installation components required, or visit www.H-D.com/store and search part number 55801325.

D. 16" FAT APE HANDLEBAR KIT WITH RISER*






Reach for the sky. This brawny 1.25" Ape Handlebar is the ideal choice for the long-armed rider or anyone looking for that classic fists-in-the-wind riding profile. Factory drilled to allow internal wiring, the show-quality chrome or satin-black finish complements your bike's overall design sense. This 16.0" high bar and riser combination provides the look you crave around town and the bar can be rotated in the clamp and locked down to place your hands in your ideal open-road riding position. Handlebar kit includes matching riser and custom handlebar clamp that conceals the wire exit for a clean look.

Fits '12-'16 FLD, '06-'17 FXDB, '08-'17 FXDF, '16-'17 FXDLS, '99-'17 FXDWG, '00-'17 FLS, FLSS, FLSTC, FLSTF, FLSTFB, FLSTFBS, FLSTN, FXCW, FXCWC, FXST, FXSTB and FXSTC, '18-later FLFB, FLFBS, FLSB, FLSL, FXDRS and FXLR, and '03-later Road King models. All models require separate purchase of additional installation components. Does not fit with Hydraulic Clutch Kits, handlebar-mounted gauges, or Softail® Freight Train Nacelle Kit. Satin Black kit features gloss black risers.

55801317	Chrome.
55801315	Satin Black.

See your Dealer for cables, lines and additional installation components required, or visit www.H-D.com/store and search part number 55801317 or 55801315.

*NOTE: Installation of some handlebars and risers may require a change in clutch and/or throttle cable and brake lines for some models. Handlebar height is regulated in many locations. Check local laws to ensure your motorcycle meets applicable regulations.

Model Family Fitment:			
	V-ROD		SPORTSTER
	SOFTAIL		DYNA
	TOURING		

482 CONTROLS

Handlebars – Road King®

A. BEACH HANDLEBAR*

This beefy 1.25" bar shows off your bike in style! This fat bar allows you to tuck the wires inside the bar for a clean, custom appearance and the highly polished and chrome-plated bar will get you noticed. Installation requires separate purchase of additional components.

55967-08 Chrome.
Fits '12-'16 FLD, '06-'07 and '13-'17 FXDB, '08-'17 FXDF, '01-'05 FXDL, '99-'17 FXDWG, '00-'15 FXST, FXSTB, FXSTC and FXSTD and '03-'13 FLHR, FLHRC, FLHRS. All models require separate purchase of additional installation components. Does not fit '08 ABS-equipped models, Hydraulic Clutch Kits, Handlebar Mounted Gauges, Road Tech™ Radio, Softail® Freight Train Nacelle Kit, or Sidecar-equipped models. Compatible with accessory heated grips (except FLHTK Heated Grips or Black Rubber Heated Hand Grips P/N 56100034).

B. ROAD KING®/ROAD GLIDE® HERITAGE STYLE HANDLEBAR*

Designed to provide extra touring comfort for the Road King® or Road Glide® rider, this 1.0" diameter stainless steel bar has 3.0" more pull back compared to the stock '08-'13 Road King handlebar. Heritage Bar has the same dimensions as the '14-later Road King Original Equipment bar.

56902-08 Polished Stainless Steel.
Fits '08-later FLHR and FLHRC and '08-'13 FLTR, FLTRU, and FLTRX (except '23-later FLTRX) models. All models require separate purchase of additional components for installation.

See your Dealer for cables, lines and additional installation components required, or visit www.H-D.com/store and search part number 55967-08.




A. BEACH HANDLEBAR
(HERITAGE SOFTAIL CLASSIC SHOWN)



C. ROAD KING/ROAD GLIDE REACH HANDLEBAR



B. ROAD KING/ROAD GLIDE HERITAGE STYLE HANDLEBAR



D. ROAD KING/ROAD GLIDE TALLBOY HANDLEBAR

CONTROLS 483

Handlebars – Road King®/Road Glide®

C. ROAD KING®/ROAD GLIDE® REACH™ HANDLEBAR*

This 1.0" diameter chrome bar has 2.0" more pull back compared to the stock Road King® handlebar. Accepts internal wiring for a clean look. The neutral hand position is comfortable for the long haul and the narrow width and pull back design produces a major ergonomic change.

56166-08 Chrome.
Fits '08-later FLHR and FLHRC, '08-'13 FLTR, FLTRU and FLTRX models. Does not fit FLHRXS models. Does not fit '08 ABS equipped models, Sidecar-equipped models or Handlebar Mounted Gauges. All models require separate purchase of additional components for installation. Compatible with accessory heated grips (except FLHTK Heated Grips or Black Rubber Heated Hand Grips P/N 56100034).

See your Dealer for cables, lines and additional installation components required, or visit www.H-D.com/store and search part number 56166-08.

D. ROAD KING/ROAD GLIDE/FREEWHEELER® TALLBOY™ HANDLEBAR*

Designed to provide extra touring comfort for the Road King rider, this 1.0" diameter chrome bar is 2.0" higher and 1.5" narrower compared to the stock Road King handlebar.

56180-08 Chrome.
Fits '08-later FLHR and FLHRC, '08-'13 FLTR, FLTRU, FLTRX, and '15-'20 FLRT models. Does not fit FLHRXS models. Does not fit '08 ABS equipped models, Sidecar-equipped models or Handlebar Mounted Gauges. All models require separate purchase of additional components for installation. Compatible with accessory heated grips (except FLHTK Heated Grips or Black Rubber Heated Hand Grips P/N 56100034).

See your Dealer for cables, lines and additional installation components required, or visit www.H-D.com/store and search part number 56180-08.






Also available: (not shown)
ROAD KING/ROAD GLIDE TALLBOY HANDLEBAR* – '96-'07 MODELS

Designed to provide extra comfort for the Road King rider, this chrome bar is 4.5" higher and 2.0" narrower than the stock handlebar found on '96-'99 Road King models and 3.5" higher and 1.5" narrower than stock handlebar on '00-'01 Road King models. Many models require no additional cables or hoses for installation.

55954-00 Chrome.
Fits '96-'07 Road King and '02-'07 Road Glide® models. Does not fit CVO™ models with 1.25" handlebars.

See your Dealer for cables, lines and additional installation components required, or visit www.H-D.com/store and search part number 55954-00.

*NOTE: Installation of some handlebars and risers may require a change in clutch and/or throttle cable and brake lines for some models. Handlebar height is regulated in many locations. Check local laws to ensure your motorcycle meets applicable regulations.

Model Family Fitment:			
 V-ROD	 SPORTSTER	 DYNA	
 SOFTAIL	 TOURING		



Reach Handlebars



Tallboy Handlebars

*NOTE: Installation of some handlebars and risers may require a change in clutch and/or throttle cable and brake lines for some models. Handlebar height is regulated in many locations. Check local laws to ensure your motorcycle meets applicable regulations.

484 CONTROLS

Handlebars – Street Glide®

A. BATWING REACH® HANDLEBAR

The Batwing Reach® Handlebar is shaped to provide all-day riding comfort for smaller stature riders. The Reach handlebar was ergonomically designed to provide the ideal combination of shoulder position, elbow bend and wrist angle. Extensively tested with panels of riders that stand 5'-1" to 5'-5" tall, the bar brings the grips 1.5 inches lower and the shape delivers a relaxed wrist angle for reduced arm fatigue. All models require separate purchase of additional components. See the Harley-Davidson Handlebar Installation Requirements document for additional components required for installation. Handlebar height is regulated in many locations. Check local laws to ensure your motorcycle meets applicable regulations.

Fits '23-later FLHXSE and '24-later FLHX models. Requires separate purchase of additional components.

55801492	Black.
55801491	Chrome.

See your Dealer for cables, lines and additional installation components required, or visit www.H-D.com/shop and search part number 55801491 or 55801492.


B. BATWING TALLBOY® HANDLEBAR

The Batwing Tallboy® Handlebar is shaped to provide a tall rider with the ideal combination of shoulder, elbow and wrist position for a long day in the saddle. Extensively tested by a panel of riders between 5'-11" and 6'-3" tall, this handlebar provides a higher hand location when the installed bar is rotated to its forward position. Designed and developed in conjunction with the Harley-Davidson® Tallboy® seat for Touring models. All models require separate purchase of additional components. Street Glide® models and models with fairing-mount mirrors require separate purchase of handlebar-mounted mirrors and fairing plugs. See the Harley-Davidson Handlebar Installation Requirements document for additional components required for installation. Handlebar height is regulated in many locations. Check local laws to ensure your motorcycle meets applicable regulations.


Fits '23-later FLHXSE and '24-later FLHX models. Requires separate purchase of additional components, including handlebar mounted mirrors.

55801494	Black.
55801493	Chrome.

See your Dealer for cables, lines and additional installation components required, or visit www.H-D.com/shop and search part number 55801493 or 55801494.








Reach Handlebars



Tallboy Handlebars

*NOTE: Installation of some handlebars and risers may require a change in clutch and/or throttle cable and brake lines for some models. Handlebar height is regulated in many locations. Check local laws to ensure your motorcycle meets applicable regulations.

Model Family Fitment:		
 V-ROD	 SPORTSTER	 DYNA
 SOFTAIL	 TOURING	



A. BATWING REACH HANDLEBAR



B. BATWING TALLBOY HANDLEBAR



C. FUSED HANDLEBAR – BATWING – BLACK



C. FUSED HANDLEBAR – BATWING – CHROME

CONTROLS 485

Handlebars – Street Glide®

C. FUSED HANDLEBAR - BATWING

Combining the rise of a mini-ape with the edgy profile of a classic Z bar and the wrist position of a drag bar, the Fused 1.25" Handlebar delivers the renegade, fists-in-the-wind riding style you crave. See the Harley-Davidson Handlebar Installation Requirements document for additional components required for installation. Handlebar height is regulated in many locations. Check local laws to ensure your motorcycle meets applicable regulations.

Fits '24-later FLHX. Does not fit CVO™ models. All models require separate purchase of additional components including handlebar mounted mirrors.

55801469	Black.
55801471	Chrome.

See your Dealer for cables, lines and additional installation components required, or visit www.H-D.com/shop and search part number 55801469 or 55801471.

*NOTE: Installation of some handlebars and risers may require a change in clutch and/or throttle cable and brake lines for some models. Handlebar height is regulated in many locations. Check local laws to ensure your motorcycle meets applicable regulations.

486 CONTROLS

Handlebars – Batwing

CHOOSE YOUR BATWING HANDLEBAR
Just about every model of Harley-Davidson® motorcycle features a different stock handlebar. Selected to complement the style or use of the bike, the handlebar may be the ideal shape for many riders, but of course, not everyone has the same physical characteristics.

Choosing a bar for your batwing fairing-equipped model is about more than just style – it’s about how you approach the road. Where the bar positions your hands, wrists and arms directly affects how you feel on your motorcycle. For every set of bars, there are three factors at work: rise, pull back and width. These three measurements determine your reach to the hand controls and, therefore, your overall feeling of comfort and control.






A. ELECTRA GLIDE® CHROME HANDLEBAR*
Replace your stock polished bar with this 1.0", chrome handlebar that allows you to tuck the wires inside the bar for a clean, finished look. Identical shape to the Original Equipment Electra Glide® and Street Glide® bar, this high-quality chrome-plated handlebar is designed to be compatible for use with TGS-equipped Electra Glide® models.

56036-08 Chrome.
Fits '09-later Electra Glide®, Street Glide® (except '23-later FLHX and FLHXSE) and Ultra Limited® models (except CVO™ models). Does not fit Trike models. All models require separate purchase of additional components.

See your Dealer for cables, lines and additional installation components required, or visit www.H-D.com/store and search part number 56036-08.

- **Reach Handlebars**
- **Tallboy Handlebars**

*NOTE: Installation of some handlebars and risers may require a change in clutch and/or throttle cable and brake lines for some models. Handlebar height is regulated in many locations. Check local laws to ensure your motorcycle meets applicable regulations.

Model Family Fitment:		
		
		



BATWING STOCK HANDLEBAR



BATWING REACH HANDLEBAR



BATWING CHIZELED HANDLEBAR



BATWING MINI APE HANDLEBAR



A. ELECTRA GLIDE CHROME HANDLEBAR



B. BATWING REACH HANDLEBAR



C. BATWING TALLBOY HANDLEBAR

CONTROLS 487

Handlebars – Batwing

B. BATWING REACH™ HANDLEBAR*
The Batwing Reach™ Handlebar is shaped to provide all-day riding comfort for smaller-stature riders. Extensively tested by a panel of riders who stand 5'-1" to 5'-5" tall, the Reach Handlebar was ergonomically designed to provide the ideal combination of shoulder position, elbow bend and wrist angle. The bar brings the grips closer to the rider, and features a narrower width, lower height and flatter hand position. The narrow profile also brings the hands in toward the center of the vehicle for easier maneuvering.

Combining a Reach™ Seat with a Reach Handlebar provides a smaller-stature rider with an optimized rider triangle and a complete fit solution.

Fits '09-later Electra Glide®, Street Glide® (except '23-later FLHX and FLHXSE), Ultra Limited® (except '10-'13 FLHTK) and '09-later Trike models (except Freewheeler®). Also fits '17-later FLHTKSE and FLHXSE models. All models require separate purchase of additional components. Street Glide models and models with fairing-mount mirrors require separate purchase of handlebar-mounted mirrors and Fairing Plugs. Does not fit with Original Equipment Heated Grips or accessory Black Rubber Heated Hand Grips P/N 56100034.

55800589	Chrome.
55800590	Gloss Black.

See your Dealer for cables, lines and additional installation components required, or visit www.H-D.com/store and search part number 55800589 or 55800590.

Also available: (not shown)
BATWING REACH HANDLEBAR*
These high-quality handlebars are designed to bring the controls 2.0" closer to the rider for increased comfort. Especially helpful for shorter riders or those with short arms.

55914-98 Polished Stainless Steel.
Fits '02-'07 Electra Glide and Street Glide models. All models require separate purchase of additional components. '08-'13 FLHX and models with fairing-mount mirrors require separate purchase of handlebar-mounted mirrors and Fairing Plugs P/N 732 (Qty 2) and 755 (Qty 2). Does not fit models equipped with Hydraulic Clutch Kits or Sidecar.

See your Dealer for cables, lines and additional installation components required, or visit www.H-D.com/store and search part number 55914-98.

C. BATWING TALLBOY™ HANDLEBAR*
The Batwing Tallboy™ Handlebar is shaped to provide a tall rider with the ideal combination of shoulder, elbow and wrist positions for a long day in the saddle. The Tallboy handlebar was extensively tested by a panel of riders between 5'-11" and 6'-3" tall, resulting in a higher and flatter hand location. The bar also stretches the elbow to a natural angle, and reduces the cramped look often seen in riders with long arms.

Combining a Tallboy™ Seat with a Tallboy Handlebar provides the rider with an optimized rider triangle and a complete fit solution.

Fits '09-later Electra Glide®, Street Glide® (except '23-later FLHX and FLHXSE), Ultra Limited® (except '10-'13 FLHTK) and '09-later Trike models (except Freewheeler®). Does not fit CVO™ models. All models require separate purchase of additional components. Street Glide® models and models with fairing-mount mirrors require separate purchase of handlebar-mounted mirrors and Fairing Plugs. Does not fit with stock heated grips or accessory Black Rubber Heated Hand Grips P/N 56100034.

55800591	Chrome.
55800592	Gloss Black.

See your Dealer for cables, lines and additional installation components required, or visit www.H-D.com/store and search part number 55800591 or 55800592.

*NOTE: Installation of some handlebars and risers may require a change in clutch and/or throttle cable and brake lines for some models. Handlebar height is regulated in many locations. Check local laws to ensure your motorcycle meets applicable regulations.

488 CONTROLS

Handlebars – Batwing

A. FUSED HANDLEBAR – BATWING FAIRING*

Bad to the bone attitude never looked so good. Combining the rise of a mini-ape with the edgy profile of a classic Z bar, the Batwing Fused Bar delivers the renegade, fists-in-the-wind riding style you crave. And with muscular cast corners, the cast elbows eliminate sharp internal bends to simplify the internal wiring. The 1.25" bar slims down to 1" at the base to fit with the Original Equipment handlebar clamps.

Fits '14-later ABS enabled Electra Glide® (except '24-later FLHX), Street Glide®, Ultra Limited®, and Tri Glide® models. Does not fit FLHTKSE models. All models require separate purchase of additional components.

55801005 Gloss Black.

See your Dealer for cables, lines and additional installation components required, or visit www.H-D.com/shop and search part number 55801005.

B. FUSED LO HANDLEBAR* – BATWING FAIRING*

Tuck and ride in style. With a low-slung rise, flat dragbar hand position and compact Z-bar design, the Batwing Fused Lo Bar places the rider in an aggressive riding posture with optimal wrist position and elbow bend for supreme riding comfort. And with muscular cast corners, the cast elbows eliminate sharp internal bends to simplify the internal wiring. The 1.25" bar slims down to 1" at the base to fit with the Original Equipment handlebar clamps.

Fits '14-later ABS enabled Electra Glide, Street Glide, Ultra Limited, and Tri Glide models. Does not fit FLHTKSE and '24-later FLHX models. All models require separate purchase of additional components.

55801060 Chrome.

55801061 Gloss Black.

See your Dealer for cables, lines and additional installation components required, or visit www.H-D.com/shop and search part number 55801060 or 55801061.

*NOTE: Installation of some handlebars and risers may require a change in clutch and/or throttle cable and brake lines for some models. Handlebar height is regulated in many locations. Check local laws to ensure your motorcycle meets applicable regulations.




A. FUSED HANDLEBAR



C. BATWING MINI-APE HANDLEBAR



B. FUSED LO HANDLEBAR



D. BATWING CHIZELED HANDLEBAR

CONTROLS 489

Handlebars – Batwing

C. BATWING MINI-APE HANDLEBAR*

Throw your fists in the air with these 12.0" ape handlebar. A favorite among long-armed riders, these bars are shaped to rest your hands just above the top of the classic batwing fairing. The bars feature a tall stance and minimal amount of pull back that help to achieve a cool yet comfortable riding profile. Finished in brilliant chrome or satin black, these 1.0" handlebars accept internal wiring for a clean look.

Fits '09-later Electra Glide®, Street Glide® (except '23-later FLHX), Ultra Limited® (except '10-'13 FLHTK) and Trike (except FLRT) models. Does not fit CVO™ models. All models require separate purchase of additional components for installation. '09-'13 FLHX and models with fairing-mount mirrors require separate purchase of handlebar-mounted mirrors and Fairing Plugs. Does not fit with Original Equipment Heated Grips or accessory Black Rubber Heated Hand Grips P/N 56100034.

57474-11 Chrome.

57485-11 Satin Black.

See your Dealer for cables, lines and additional installation components required, or visit www.H-D.com/store and search part number 57474-11 or 57485-11.

D. BATWING CHIZELED HANDLEBAR*

Bring cutting edge style to your custom bagger. The Batwing Chizeled Bar combines the rise of a 12" mini-ape with the edgy profile of the classic Z bar and the wrist position of a drag bar. The result? An aggressive hands-in-the-air riding posture. The fat 1.25" bar replaces mitered and welded corners with cast seamless 90° bends for added strength and style. The cast elbows eliminate sharp internal bends to simplify internal wiring. The bar slims down to 1.0" at the base to fit with Original Equipment handlebar clamps.

Fits '14-later Electra Glide, Electra Glide Standard, Street Glide (except '23-later FLHX), Ultra Limited and Tri Glide® models. All models require separate purchase of additional components for installation. Street Glide models and models with fairing-mounted mirrors require separate purchase of handlebar-mounted mirrors and fairing plugs. Does not fit with Heated Hand Grips. Does not fit CVO models.

55800863 Gloss Black.

See your Dealer for cables, lines and additional installation components required, or visit www.H-D.com/store and search part number 5580863.

*NOTE: Installation of some handlebars and risers may require a change in clutch and/or throttle cable and brake lines for some models. Handlebar height is regulated in many locations. Check local laws to ensure your motorcycle meets applicable regulations.

490 CONTROLS

Handlebars – Road Glide®

CHOOSE YOUR ROAD GLIDE® HANDLEBAR
Just about every model of Harley-Davidson® motorcycle features a different stock handlebar. Selected to complement the style or use of the bike, the handlebar may be the ideal shape for many riders, but of course, not everyone has the same physical characteristics.

Choosing a bar for your Road Glide® model is about more than just style – it’s about how you approach the road. Where the bar positions your hands, wrists and arms directly affects how you feel on your motorcycle. For every set of bars, there are three factors at work: rise, pull back and width. These three measurements determine your reach to the hand controls and, therefore, your overall feeling of comfort and control.

A. ROAD GLIDE® REACH™ HANDLEBAR

The Reach® Handlebar for Road Glide® models is shaped to provide all-day riding comfort for smaller stature riders. The Reach handlebar was ergonomically designed to provide the ideal combination of shoulder position, elbow bend and wrist angle. Extensively tested with panels of riders that stand 5’-1” to 5’-5” tall, the bar brings the 2 inches lower. All models require separate purchase of additional components. See the Harley-Davidson® Handlebar Installation Requirements document for additional components required for installation. Handlebar height is regulated in many locations. Check local laws to ensure your motorcycle meets applicable regulations.

Fits ’23-later FLTRXSE and ’24-later FLTRX. Requires separate purchase of additional components.

55801500	Black.
55801499	Chrome.

See your Dealer for cables, lines and additional installation components required, or visit www.H-D.com/shop and search part number 55801499 or 55801500.

B. ROAD GLIDE TALLBOY™ HANDLEBAR

This 1.25" diameter bar features an optimized ergonomic design for taller and long-limbed riders. The bar is 2 inches taller than the Original Equipment handlebar. It is sized to accept internal wiring for a clean look. Designed for Road Glide® models. See the Harley-Davidson Handlebar Installation Requirements document for additional components required for installation. Handlebar height is regulated in many locations. Check local laws to ensure your motorcycle meets applicable regulations.

Fits ’23-later FLTRXSE and ’24-later FLTRX. Requires separate purchase of additional components.

55801502	Black.
55801501	Chrome.

See your Dealer for cables, lines and additional installation components required, or visit www.H-D.com/shop and search part number 55801501 or 55801502.








Reach Handlebars



Tallboy Handlebars

*NOTE: Installation of some handlebars and risers may require a change in clutch and/or throttle cable and brake lines for some models. Handlebar height is regulated in many locations. Check local laws to ensure your motorcycle meets applicable regulations.

Model Family Fitment:		
	V-ROD	 SPORTSTER
	SOFTAIL	 DYNA
	TOURING	



A. ROAD GLIDE REACH HANDLEBAR



B. ROAD GLIDE TALLBOY HANDLEBAR



C. FUSED HANDLEBAR – ROAD GLIDE



D. FUSED LO HANDLEBAR – ROAD GLIDE

CONTROLS 491

Handlebars – Road Glide®

C. FUSED HANDLEBAR – ROAD GLIDE®
Combining the rise of a mini-ape with the edgy profile of a classic Z bar and the wrist position of a drag bar, the Fused 1.25” Handlebar delivers the renegade, fists-in-the-wind riding style you crave. See the Harley-Davidson® Handlebar Installation Requirements document for additional components required for installation. Handlebar height is regulated in many locations. Check local laws to ensure your motorcycle meets applicable regulations.

Fits ’24-later ABS enabled Road Glide® models, (except FLTRXSTSE). All models require separate purchase of additional components.

55801477	Black.
55801479	Chrome.

See your Dealer for cables, lines and additional installation components required, or visit www.H-D.com/shop and search part number 55801477 or 55801479.

D. FUSED LO HANDLEBAR – ROAD GLIDE

With a low-slung 3” rise, flat drag-bar hand position and compact Z-bar design, the Fused Lo Handlebar places the rider in an aggressive riding posture with optimal wrist position and elbow bend for supreme riding comfort. The 1.25” bar slims down to 1” at the base to fit with the Original Equipment handlebar clamps. See the Harley-Davidson Handlebar Installation Requirements document for additional components required for installation. Handlebar height is regulated in many locations. Check local laws to ensure your motorcycle meets applicable regulations.

Fits ’24-later ABS enabled Road Glide models, (except FLTRXSTSE). All models require separate purchase of additional components.

55801473	Black.
55801475	Chrome.

See your Dealer for cables, lines and additional installation components required, or visit www.H-D.com/shop and search part number 55801473 or 55801475.

*NOTE: Installation of some handlebars and risers may require a change in clutch and/or throttle cable and brake lines for some models. Handlebar height is regulated in many locations. Check local laws to ensure your motorcycle meets applicable regulations.

492 CONTROLS

Handlebars – Road Glide

A. MOTO BAR – TOURING

This 1.25" handlebar offers a much flatter bend than the Original Equipment handlebar. When combined with the required riser, it puts the rider in a more upright position and adds performance-bagger style. Gloss Black finish. The bar has a 1.25" tapered diameter. Pair with Touring Riser 6" P/N 55801485 to complete the Original Equipment custom look of the CVO™ Road Glide® ST model. See the Harley-Davidson™ Handlebar Installation Requirements document for additional components required for installation. Handlebar height is regulated in many locations. Check local laws to ensure your motorcycle meets applicable regulations.

Fits '23-later FLTRXSE and '24-later FLTRX models. Requires separate purchase of additional components, including P/N 55801485.

55801486

B. TOURING RISER – 6"

Designed to be installed with the Moto Bar handlebar, this custom riser is 2.2" taller than the Original Equipment handlebar to put the rider in a more upright position and add performance-bagger style. Gloss Black finish. Lightweight aluminum construction. Pair with the Moto Bar to complete the Original Equipment custom look of the CVO™ Road Glide® ST model. This riser is only compatible with Moto Bar handlebar P/N 55801486. See the Harley-Davidson Handlebar Installation Requirements document for additional components required for installation. Handlebar height is regulated in many locations. Check local laws to ensure your motorcycle meets applicable regulations.

Fits '23-later FLTRXSE and '24-later FLTRX models. Requires separate purchase of additional components, including P/N 55801486 and is not compatible with other handlebars.

55801485

See your Dealer for cables, lines and additional installation components required, or visit www.H-D.com/store and search part number 55801485.

C. ROAD GLIDE FAT APE HANDLEBAR*

Hang'em high. Across town or cross country, this classic-shaped Fat Ape Handlebar adds a touch of old school style to your modern urban bagger. Designed for Road Glide models, this beefy 1.25" bar features 15" of rise and a shape that provides a cool yet comfortable riding profile. Available in your choice of finish, this fat bar accepts internal wiring for a show-quality look that's built for the open road.

Fits '15-later FLTRX (except '23-later FLTRX), FLTRXS and FLTRU models. All models require separate purchase of additional components. Does not fit CVO™ models (except '20 FLTRXSE). Fits with Accessory Heated Grips. Does not fit with the FLHTK Heated Grips (or Black Rubber Heated Hand Grip Kit P/N 56100034).

55800548A Chrome.

55800549A Satin Black.

See your Dealer for cables, lines and additional installation components required, or visit www.H-D.com/store and search part number 55800548A or 55800549A.

*NOTE: Installation of some handlebars and risers may require a change in clutch and/or throttle cable and brake lines for some models. Handlebar height is regulated in many locations. Check local laws to ensure your motorcycle meets applicable regulations.



A. MOTO BAR – TOURING



B. TOURING RISER – 6"



C. ROAD GLIDE FAT APE HANDLEBAR – SATIN BLACK



D. FUSED HANDLEBAR



E. FUSED LO HANDLEBAR

CONTROLS 493

Handlebars – Road Glide

D. FUSED HANDLEBAR – ROAD GLIDE**

Bad to the bone attitude never looked so good. Combining the rise of a mini-ape with the edgy profile of a classic Z bar and the wrist position of a drag bar, the Road Glide® Fused Bar delivers the renegade, fistsin- the-wind riding style you crave. And with muscular cast corners, the cast elbows eliminate sharp internal bends to simplify the internal wiring.

Fits '15-later ABS enabled Road Glide® models. All models require separate purchase of additional components. Does not fit '19-later CVO™ and '24-later FLTRX models.

55801007 Chrome.

55801006 Gloss Black.

See your Dealer for cables, lines and additional installation components required, or visit www.H-D.com/store and search part number 55801007 or 55801006.

E. FUSED LO HANDLEBAR* – ROAD GLIDE®*

Tuck and ride in style. With a low-slung 9.0" rise, flat drag-bar hand position and compact Z-bar design, the Road Glide® Fused Lo Bar places the rider in an aggressive riding posture with optimal wrist position and elbow bend for supreme riding comfort. And with muscular cast 90° corners, the cast elbows eliminate sharp internal bends to simplify the internal wiring.

Fits '15-later ABS enabled Road Glide models. All models require separate purchase of additional components. Does not fit CVO and '24-later FLTRX models.

55801062 Chrome.

55801063 Gloss Black.

See your Dealer for cables, lines and additional installation components required, or visit www.H-D.com/store and search part number 55801062 or 55801063.

*NOTE: Installation of some handlebars and risers may require a change in clutch and/or throttle cable and brake lines for some models. Handlebar height is regulated in many locations. Check local laws to ensure your motorcycle meets applicable regulations.

Model Family Fitment:

- V-ROD
- SPORTSTER
- DYNA
- SOFTAIL
- TOURING

494 CONTROLS

Handlebar Risers

A. TALL HANDLEBAR RISER – BLACK ANODIZED
This 5.5" riser kit gives your bike a "club"-style look along with the versatility of a traditional riser and handlebar combination. Aggressive, muscular styling combines with a black anodized finish to help you complete an eye-catching performance look. Available in 1.0" and 1.25" sizes. Top clamp sold separately.

55800854	1.25"
Fits '18-later FLFB, FLFBS, FLSL, FXBB, FXBBS, FXBR, FXBRS, FXDRS, FXFB, FXFBS, FXLR, FXLRS, FXST, '14-later Road King® models. Requires separate purchase of appropriate top clamp. Moto bar on stock and tall risers does not fit with accessory windshields on FLFB, FXBR and FXBB, FXBBS models.	
55800852	1"
Fits '18-later FLSL, FXBB, FXBBS, FXLR, FXLRS, FXST, and '14-later Road King models models. Requires separate purchase of appropriate top clamp. Moto bar on stock riser or tall riser does not fit with quarter fairing or accessory windshields on FXBB and FXBBS models.	

B. GAUGE CLAMP KIT – BLACK
Required for installation of tall risers. Designed for motorcycles equipped with the standard digital gauge in the riser. Aluminum construction reduces weight, with aggressive, muscular styling to help complete an overall performance look on your motorcycle. Available for 1.0" or 1.25" diameter handlebars.

55900228	1.25"
Fits '18-later FXBB, FXBBS, FXBR, FXBRS, FXDRS, FXST models equipped with Tall Riser Kit P/N 55800854.	
55900227	1"
Fits '18-later FXBB, FXBBS, FXBR, FXBRS, FXDRS, FXST models equipped with Tall Riser Kit P/N 55800852.	

C. HANDLEBAR TOP CLAMP KIT – BLACK
Required for installation of tall risers. Designed for motorcycles without the digital gauge in the riser. Aluminum construction reduces weight, with aggressive, muscular styling to help complete an overall performance look on your motorcycle. Available for 1.0" or 1.25" diameter handlebars.

55900237	1.25"
Fits '18-later FLFB, FLFBS, FLSL, FXFB, FXFBS, FXLR and FXLRS, and '14-'20 Road King models equipped with Tall Riser Kit P/N 55800854.	
55900238	1"
Fits '18-later FXLR, FLSL, FXLRS and '14-later Road King models equipped with Tall Riser Kit P/N 55800852.	

D. HANDLEBAR RISER & CLAMP KIT – GLOSS BLACK
Required for installation of 1.25" handlebars on select '18-later Softail® models. This straight riser gives different hand position, placing your hands and arm higher. Features a one-piece top clamp that is shaped to accept the Original Equipment clamp-mounted digital gauge package. Kit includes two curved risers and one-piece clamp.

55900194	
Fits '18-later FXBB, FXBBS, FXBR, FXBRS, FXDRS models.	

Model Family Fitment:

<div></div> V-ROD	<div></div> SPORTSTER	<div></div> DYNA
<div></div> SOFTAIL	<div></div> TOURING	



A. TALL HANDLEBAR RISER – BLACK ANODIZED



B. GAUGE CLAMP KIT – BLACK



C. HANDLEBAR TOP CLAMP KIT – BLACK



D. HANDLEBAR RISER & CLAMP KIT – GLOSS BLACK



E. FAT HANDLEBAR RISER KIT – CHROME



F. FAT RISER KIT – CHROME



G. FAT BAR RISER KIT – CHROME



H. CURVED PULL BACK FAT RISERS – 4" CHROME



E. FAT HANDLEBAR RISER KIT – GLOSS BLACK



H. CURVED PULL BACK FAT RISERS – 6" CHROME

CONTROLS 495

Handlebar Risers

E. FAT HANDLEBAR RISER KIT*
Designed to enable the installation of a 1.25" handlebar on models originally equipped with a 1.0" bar, these low-profile risers feature a one-piece top clamp for added support and style. Available in mirror chrome or gloss black finish, these kits include matching installation hardware.

Fits '18-later FLDE, FLFB, FLFBS, FLHC, FLHCS, FLSB, FLSL, and FXLR models.	
55900122	Chrome.
55900123	Gloss Black.

F. FAT RISER KIT – CHROME*
This riser features a one-piece base that is designed for use with internally wired 1.25" handlebars and provides a skirt that conceals the wiring's exit from the bar. The matching handlebar clamp ties it all together. Available in mirror chrome finish, the kit includes riser, matching handlebar clamp and clamp hardware.

56929-10
Fits most 1.25" diameter handlebars. Does not fit FXSB, FXSBSE, FXBB, FXBBS, FXBR, FXBRS, FXST and Springer™ models or '21-later Touring and Trike models. Requires separate purchase of additional components. Riser height 4.1". See your dealer for details.

G. FAT BAR RISER KIT – CHROME*
Go phat with bold chrome-plated risers. Hidden fasteners create a clean, seamless look. Kit includes all necessary mounting hardware.

56916-07
Fits most 1.25" diameter handlebars. Does not fit FXSB, FXSBSE, FXBB, FXBBS, FXBR, FXBRS, FXST and Springer™ models. Requires separate purchase of additional components. Riser height 3.6". See your dealer for details.

H. CURVED PULL BACK FAT RISERS – CHROME*
These chrome-plated Curved Pull Back Risers provide a comfortable riding position for those who like the shape, width and hand position of their current handlebar, but wish it was closer. For an ergonomically friendly ride, these risers can be combined with a Harley-Davidson® Reach® Seat and Profile® Low suspension components to reduce arm stretch and to plant the feet firmly on the ground.

Fits most 1.25" handlebars. Does not fit FXSB, FXSBSE, FXBB, FXBBS FXBR, FXBRS, FXST and Springer™ models. Requires separate purchase of additional components. See your dealer for details.

56269-09	4" Curved Riser.
56267-09	6" Curved Riser.

*NOTE: Installation of some handlebars and risers may require a change in clutch and/or throttle cable and brake lines for some models. Handlebar height is regulated in many locations. Check local laws to ensure your motorcycle meets applicable regulations.

496 CONTROLS

Handlebar Risers

A. SOFTAIL SLIM® PULL BACK RISER KIT*

Ideal for riders with a short reach or for those who prefer an upright riding position, these curved risers and the matching handlebar clamp are shaped to put the Original Equipment Softail Slim® handlebar closer to the rider. Designed for easy installation, these 4.5" high risers are compatible with the stock control cables for a low-cost conversion. Provides 1.75" of rise and 1.5" of additional pull back when compared to the stock FLS riser.

Fits most '12-'17 FLS and FLSS and '18-later FLSTL models. '15-'17 FLS and FLSS models equipped with ABS brakes require separate purchase of Brake Line P/N 41800300. Also fits most 1.0" diameter handlebars with separate purchase of additional components. Does not fit FXRST or Springer™ models. Riser height 4.5".

55900165 Gloss Black.

B. HANDLEBAR RISER KITS – CHROME*

These chrome-plated risers provide a comfortable riding position for those who like the shape, width and hand position of their current 1.0" handlebar, but wish it was closer. For an ergonomically friendly ride, these risers can be combined with a Harley-Davidson® Reach® forward-position seat and Profile® Low suspension components to reduce arm stretch and to plant the feet firmly on the ground. Finish off the look with a Harley-Davidson® decorative handlebar clamp kit.

Fits most 1.0" handlebars. Does not fit FXBB, FXBBS, FXBR, FXBRS, FXRST, FXST and Springer™ models or '21-later Touring and Trike models. Installation may require separate purchase of handlebar clamp. Installation also may affect fitment of handlebar-mounted instruments. See your dealer for details.

56266-09 6.0" Curved Risers.

C. POLYURETHANE HANDLEBAR RISER BUSHINGS

These Handlebar Riser Bushings replace the Original Equipment stacked rubber and zinc washer combination with a long-lasting polyurethane bushing and cover. These firm bushings provide a direct link between the bar and the front fork for a solid feel – and they reduce the softness you experience when a tall or wide handlebar is installed in Original Equipment vibration-isolating rubber mounts.

56298-03A Fits '83-later Touring models. Kit includes replacement bolts. Does not fit Trike models.

56165-03 Fits '97-'03 XL, '86-'17 Dyna® (except '08-'12 FXDB) and '86-'17 Softail® (except Springer™, FXS and FXSTD) models. '86-'93 FL Softail® models require use of '94-later riser bolts. Will not fit with Chrome Riser Cup Washer Kit P/N 56486-01.

*NOTE: Installation of some handlebars and risers may require a change in clutch and/or throttle cable and brake lines for some models. Handlebar height is regulated in many locations. Check local laws to ensure your motorcycle meets applicable regulations.



A. SOFTAIL SLIM PULL BACK RISER KIT – GLOSS BLACK



A. SOFTAIL SLIM PULL BACK RISER KIT – GLOSS BLACK




B. HANDLEBAR RISER KIT – CHROME CURVED




C. POLYURETHANE HANDLEBAR RISER BUSHINGS



D. RISER CUP WASHER KIT – CHROME



E. HANDLEBAR CLAMP HARDWARE KIT – CHROME



F. LIVE TO RIDE HANDLEBAR CLAMP



G. CUSTOM HANDLEBAR CLAMPS

CONTROLS 497

Handlebar Risers

D. RISER CUP WASHER KIT – CHROME

Add a finishing touch to the riser on your bike. This kit includes two styled and chrome-plated washers that replace the standard metal washers below the handlebar risers. Replaces Original Equipment P/N 56159-73.

56486-01 Fits '97-'03 XL, '86-'17 Dyna® (except FXDB) and Softail® models (except Springer™, FXS and FXSTD). Does not fit with Polyurethane Handlebar Bushings P/N 56165-03.

E. HANDLEBAR CLAMP HARDWARE KIT – CHROME

Finish the show-winning look with brilliant chrome hardware. Manufactured to Original Equipment specifications, this kit replaces the zinc-plated exposed handlebar clamp bolts with chrome-plated socket head cap screws.

94451-05 Fits '05-'17 FLSTN, '94-'17 FLSTS, FLSTSB, FLSTSC, FXSTD, FXSTDSE, FXSTS and FXTSB and '07-'08 FXSTSSE models.

94452-05 Fits '06 FXD, FXDB, FXDC and FXD35, '94-'06 FXDL, '94-'05 FXDWG, '99-'00 FXR2 and FXR3, '94-'17 FLST, FXST, FXSTB, FXSTC, '94-'08 FLSTC, '94-'06 FLSTF and '93-'96 FLSTN models.

94453-05 Fits '95-'13 XL (except XL883C, XL883N, XL1200C, XL1200L, XL1200N, XL1200V and XL1200X) and '94-'05 FXD, FXDC, FXDX, FXDXT and FXDS-CONV. models.

94454-05 Fits '96-'22 XL models (except for XL50, XL883, XL1200, XL1200S, XL1200R, '02-'12 XL883R and '05-'10 XL883L), '96-'06 XL883C and XL1200C, '07-'17 Dyna, '00 FXR4, '05-'06 FLSTFSE, '10-'12 FLSTSE, '13-'17 FXSB, '16-'17 FXSE and '13-'14 FXSBSE models.

F. LIVE TO RIDE HANDLEBAR CLAMP

56178-92TA Gold. Fits '74-'06 XL, FX, FXR, FX Dyna and FX Softail models with stock and accessory 1.0" diameter handlebar (except '96-'06 XL883C and XL1200C and '99-'06 FXR).

G. CUSTOM HANDLEBAR CLAMPS

Fits '74-'06 XL, FX, FXR, FX Dyna and FX Softail models with stock and accessory 1.0" diameter handlebar (except '96-'06 XL883C and XL1200C and '99-'06 FXR).

56567-86B Bar & Shield.

*NOTE: Installation of some handlebars and risers may require a change in clutch and/or throttle cable and brake lines for some models. Handlebar height is regulated in many locations. Check local laws to ensure your motorcycle meets applicable regulations.

Model Family Fitment:

■ V-ROD	■ SPORTSTER	■ DYNA
■ SOFTAIL	■ TOURING	

AUDIO & GAUGES



HARLEY-DAVIDSON® AUDIO POWERED BY ROCKFORD FOSGATE®

Get ready to be blown away by a sonic storm. Harley-Davidson® Audio powered by Rockford Fosgate® is designed to be the new standard of motorcycle audio performance and customization. Harley-Davidson and Rockford Fosgate have worked together to create the highest performing, most advanced audio system riders have ever experienced. This is truly Legendary Sound from two legendary brands.

Stage I Speakers

Amplify your audio experience with Harley-Davidson® Audio powered by Rockford Fosgate® Stage I speakers. These high-performance two-way speakers feature a durable injection molded woofer and a separate bridge-mounted tweeter. Each speaker is rated to handle up to 75 watts of power, and with two amplifiers up to eight speakers can be installed in a single system. Designed to fit perfectly in the Original Equipment speaker housing. These speakers deliver a significant upgrade in sound quality and power over the Original Equipment components. Harley-Davidson® audio powered by Rockford Fosgate® speakers feature a two-year warranty. Complete kit includes Left and Right speakers and grilles.

Stage II Speakers

Step up to the ultimate motorcycle audio experience. Harley-Davidson® Audio powered by Rockford Fosgate® Stage II speakers deliver ultra-clear highs, super clean mids, and ground thumping bass. These amplified three-way speakers feature a durable injection molded woofer and a separate bridge-mounted midrange and tweeter speakers. Each speaker unit is rated to handle up to 150 watts of power and designed to deliver outrageous volume with less distortion for amazing sound even at highway speeds. With two amplifiers up to eight Stage II speakers can be installed in a single system. Designed to fit perfectly in the Original Equipment speaker housing, each kit includes Left and Right speakers and custom grilles with a bright aluminum badge.

Stage I/II Features:

R-Tune

Equalization is specific to the motorcycle environment, designed from the ground up to be stronger and louder, to overcome road rumble and wind noise. Left and right speakers are designed to project sound directly at the rider for an enhanced audio experience.

BME (Bass Management Enhancement)

Designed to produce more bass, no matter the volume. The active amplifier DSP continually adapts to speed and road noise and maximizes the speakers' bass output to create powerful bass at any volume or speed.

IDHS™ (Inductive Damping Heat Sink)

The speaker fins push heat away from the voice coils to reduce speaker temperature and distortion to produce the clearest-possible audio.

ICC+

The Integrated Concealed Crossover boasts a hyper-efficient design and produces the clarity and output usually only found in traditional component speaker set-ups, plus the design allows for a quicker install.

The Harley-Davidson® powered by Rockford Fosgate® App

Install and fine-tune the system yourself. Smart-Install makes initial installation and upgrades incredibly fast and easy. The Harley-Davidson® powered by Rockford Fosgate® App even adapts for each new speaker added to the audio system and tailors the audio experience automatically.

M-DEQ™ (Motorcycle Dynamic EQ)

Our smart amplifier adaptively changes the EQ points in real time, meaning the tune changes to ensure incredible sound quality no matter the motorcycle speed or riding conditions.

Full Range Class-D Technology

More power and less electrical fatigue. These high-efficiency amplifiers produce class leading power and don't over-draw on the motorcycle electrical system.

Bridge Mounted Design

The offset speaker design eliminates acoustic reflection and maximizes audio output. The specific left and right Tweeters are aligned to the motorcycle rider's position -- sound is always directed for an optimal on-road audio experience.



A. HARLEY-DAVIDSON AUDIO POWERED BY ROCKFORD FOSGATE – STAGE I FAIRING SPEAKERS



B. HARLEY-DAVIDSON AUDIO POWERED BY ROCKFORD FOSGATE – STAGE II FAIRING SPEAKERS

A. HARLEY-DAVIDSON® AUDIO POWERED BY ROCKFORD FOSGATE® – STAGE I FAIRING SPEAKERS

Amplify your audio experience with Harley-Davidson® Audio powered by Rockford Fosgate® Stage I speakers. These high-performance two-way speakers feature a durable injection molded woofer and a separate bridge-mounted tweeter. Each speaker is rated to handle up to 75 watts of power. Designed to fit perfectly in the Original Equipment speaker housing, each kit includes Left and Right speakers and premium grilles with a black badge. These speakers deliver a significant upgrade in sound quality and power over the Original Equipment components.

H-D® Audio powered by Rockford Fosgate products are garage-ready in most cases. Following installation, simply configure your new system using the Skyline™ OS touchscreen prompts. The Element Ready™ design is purpose-built for the harsh motorcycle environment to stand up to water, dirt, UV, and motorcycle vibration, to help ensure that your audio system will stand the test of time. Vibration-tested 6.5" waterproof 4 ohm speakers feature injection molded woofer cones with a high-flux Neodymium magnet and bridge-mounted 25mm tweeter. Requires separate purchase of Harley-Davidson® Audio powered by Rockford Fosgate® - Primary Amplifier P/N 76001294. The complete kit includes retainers, hardware, Left and Right speakers and premium grilles with Harley-Davidson® Audio powered by Rockford Fosgate® badging.

76001295 Batwing Fairing. Fits '24-later FLHX models. Installation requires separate purchase of Harley-Davidson® Audio powered by Rockford Fosgate® - Primary Amplifier P/N 76001294.

76001297 Road Glide® Fairing. Fits '24-later FLTRX models. Installation requires separate purchase of Harley-Davidson® Audio powered by Rockford Fosgate® - Primary Amplifier P/N 76001294.

B. HARLEY-DAVIDSON AUDIO POWERED BY ROCKFORD FOSGATE – STAGE II FAIRING SPEAKERS

Step up to the ultimate motorcycle audio experience. Harley-Davidson® Audio powered by Rockford Fosgate® Stage II speakers deliver ultra-clear highs, super clean mids, and ground thumping bass. These amplified three-way speakers feature a durable injection molded woofer and a separate bridge-mounted Midrange and Tweeter speakers. Each speaker unit is rated to handle up to 150 watts of power and designed to deliver outrageous volume with less distortion for amazing sound even at highway speeds. Designed to fit perfectly in the Original Equipment speaker housing, each kit includes Left and Right speakers and premium grilles with Harley-Davidson® Audio powered by Rockford Fosgate® badging.

H-D Audio powered by Rockford Fosgate products are garage-ready in most cases. Following installation, simply configure your new system using the Skyline™ OS touchscreen prompts. The Element Ready™ design is purpose-built for the harsh motorcycle environment to stand up to water, dirt, UV, and motorcycle vibration, to help ensure that your audio system will stand the test of time. Vibration-tested 6.5" waterproof 2 ohm speakers feature injection molded woofer cones with a high-flux Neodymium magnet and 20mm Tweeter and 30mm Midrange speaker. Requires separate purchase of Harley-Davidson® Audio powered by Rockford Fosgate® - Primary Amplifier P/N 76001294. The complete kit includes retainers, hardware, Left and Right speakers and premium grilles with Harley-Davidson® Audio powered by Rockford Fosgate® badging.

76001296 Batwing Fairing. Fits '24-later FLHX models. Factory equipped on '23-later FLHXSE models. Installation requires separate purchase of Harley-Davidson® Audio powered by Rockford Fosgate® - Primary Amplifier P/N 76001294.

76001298 Road Glide Fairing. Fits '24-later FLTRX models. Factory equipped on '23-later FLTRXSE and '24-later FLTRXSTSE models. Installation requires separate purchase of Harley-Davidson® Audio powered by Rockford Fosgate® - Primary Amplifier P/N 76001294.

Model Family Fitment:

- V-ROD
- SPORTSTER
- DYNA
- SOFTAIL
- TOURING

502 AUDIO & GAUGES

Rockford Fosgate® Audio

A. HARLEY-DAVIDSON® AUDIO POWERED BY ROCKFORD FOSGATE® – STAGE I SADDLEBAG SPEAKERS

Amplify your audio experience with Harley-Davidson® Audio powered by Rockford Fosgate® Stage I speakers. These high-performance two-way speakers feature a durable injection molded woofer and a separate bridge-mounted tweeter. Each speaker is rated to handle up to 75 watts of power. Designed to fit perfectly in the Original Equipment speaker housing, each kit includes left and right speakers and premium grilles with a black badge. These speakers deliver a significant upgrade in sound quality and power over the Original Equipment components.

H-D Audio powered by Rockford Fosgate products are garage-ready in most cases. Following installation, simply configure your new system using the Skyline™ OS touchscreen prompts. The Element Ready™ design is purpose-built for the harsh motorcycle environment to stand up to water, dirt, UV, and motorcycle vibration, to help ensure that your audio system will stand the test of time. Speakers mounted in saddlebag lids surround the rider and passenger with sound and increase the over-all volume of the audio system. Vibration-tested 5x7" waterproof 4 ohm speakers feature injection molded woofer cones with a high-flux Neodymium magnet and bridge-mounted 25mm Tweeter. The complete kit includes Left and Right speakers and premium grilles with Harley-Davidson® Audio powered by Rockford Fosgate® badging.

76001291
Fits '24-later FLHX and FLTRX models. Installation requires separate purchase of Harley-Davidson® Audio powered by Rockford Fosgate - Saddlebag Speaker Install Kit P/N 76001300, Harley-Davidson® Audio powered by Rockford Fosgate® - Primary Amplifier P/N 76001294, Left and Right Color Matched Saddlebag Speaker Lids.

B. HARLEY-DAVIDSON AUDIO POWERED BY ROCKFORD FOSGATE® – STAGE II SADDLEBAG SPEAKERS

Step up to the ultimate motorcycle audio experience. Harley-Davidson® Audio powered by Rockford Fosgate® Stage II speakers deliver ultra-clear highs, super clean mids, and ground thumping bass. These amplified three-way speakers feature a durable injection molded woofer and a separate bridge-mounted Midrange and Tweeter speakers. Each speaker unit is rated to handle up to 150 watts of power and designed to deliver outrageous volume with less distortion for amazing sound even at highway speeds. Designed to fit perfectly in the Original Equipment speaker housing, each kit includes Left and Right speakers and premium grilles with Harley-Davidson® Audio powered by Rockford Fosgate® badging.

H-D® Audio powered by Rockford Fosgate products are garage-ready in most cases. Following installation, simply configure your new system using the Skyline™ OS touchscreen prompts. The Element Ready™ design is purpose-built for the harsh motorcycle environment to stand up to water, dirt, UV, and motorcycle vibration, to help ensure that your audio system will stand the test of time. Speakers mounted in saddlebag lids surround the rider and passenger with sound and increase the over-all volume of the audio system. Vibration-tested 5x7" waterproof 2 ohm speakers feature injection molded woofer cones with a high-flux Neodymium magnet and 20mm Tweeter and 30mm Midrange speaker. The complete kit includes left and right speakers and premium grilles with Harley-Davidson® Audio powered by Rockford Fosgate® badging.

76001292
Fits '24-later FLHX and FLTRX models. Factory equipped on '23-later FLHXSE & FLTRXSE and '24-later FLTRXSTSE models. Installation requires separate purchase of Saddlebag Speaker Install Kit P/N 76001300, Harley-Davidson® Audio powered by Rockford Fosgate® - Primary Amplifier P/N 76001294, Left and Right Color Matched Saddlebag Speaker Lids.

Model Family Fitment:

- V-ROD
- SPORTSTER
- DYNA
- SOFTAIL
- TOURING



A. HARLEY-DAVIDSON AUDIO POWERED BY ROCKFORD FOSGATE – STAGE I SADDLEBAG SPEAKERS



B. HARLEY-DAVIDSON AUDIO POWERED BY ROCKFORD FOSGATE – STAGE II SADDLEBAG SPEAKERS



C. HARLEY-DAVIDSON AUDIO POWERED BY ROCKFORD FOSGATE – STAGE III SADDLEBAG SPEAKERS



C. HARLEY-DAVIDSON AUDIO POWERED BY ROCKFORD FOSGATE – STAGE III SADDLEBAG SPEAKERS

AUDIO & GAUGES 503

Rockford Fosgate® Audio

C. HARLEY-DAVIDSON® AUDIO POWERED BY ROCKFORD FOSGATE® – STAGE III SADDLEBAG SPEAKERS

Feel the ultimate in audio power. Increase performance of the Harley-Davidson® Audio system with these 6" x 9" speakers designed specifically to fit the redesigned saddlebag lids of '23-later CVO™ Street Glide® and CVO™ Road Glide® models. Harley-Davidson® Audio powered by Rockford Fosgate® Stage III speakers deliver ultra-clear highs, super clean mids, and ground thumping bass.

These largest and most powerful saddlebag speakers ever offered by Harley-Davidson increase bass and volume with a simple speaker swap. H-D® Audio powered by Rockford Fosgate products are garage-ready in most cases. Following installation, simply configure your new system using the Skyline™ OS touchscreen prompts. The Element Ready™ design is purpose-built for the harsh motorcycle environment to stand up to water, dirt, UV, and motorcycle vibration, to help ensure that your audio system will stand the test of time. These vibration-tested 6" x 9" waterproof 2-ohm speakers feature injection molded woofer cones with a massive high-flux Neodymium magnet and 20mm Tweeter and 30mm Midrange speaker. Each speaker unit is rated to handle up to 250 watts of power and designed to deliver outrageous volume with less distortion for amazing sound even at high-way speed. Speaker elements angled to the rider's head enable an even better audio experience. The speakers feature easy plug-and-play installation in the original speaker opening. The kit includes left and right speakers and premium grilles with Harley-Davidson® Audio powered by Rockford Fosgate® badging.

76001299
Fits '24-later FLHX, FLTRX, and FLTRXSTSE models. For installation on '23-later FLHXSE & FLTRXSE models, purchase P/N 76001231. Installation requires separate purchase of Saddlebag Speaker Install Kit P/N 76001300, Harley-Davidson® Audio powered by Rockford Fosgate® - Primary Amplifier P/N 76001294, Left and Right Color Matched Saddlebag Speaker Lids.

76001231
Fits '23-later FLHXSE and FLTRXSE models. Installation on '23 FLHXSE & FLTRXSE models requires use of Digital Technician™ Program to load Stage III speaker tune.

Model Family Fitment:

- V-ROD
- SPORTSTER
- DYNA
- SOFTAIL
- TOURING

504 AUDIO & GAUGES

Rockford Fosgate® Audio

A. HARLEY-DAVIDSON® AUDIO POWERED BY ROCKFORD FOSGATE® – SADDLEBAG SPEAKER INSTALLATION KIT

The Harley-Davidson® Audio powered by Rockford Fosgate® - Saddlebag Speaker Installation Kit includes all the hardware and wiring harnesses required to install a Harley-Davidson® Audio powered by Rockford Fosgate® Saddlebag Speaker Kit. For use with Harley-Davidson® Audio powered by Rockford Fosgate® Stage I, Stage II or Stage III Saddlebag Speaker Kits. Harley-Davidson® Audio powered by Rockford Fosgate® speakers are sold separately.

76001300
Fits '24-Later FLHX, FLTRX, & FLTRXSTSE models.

B. HARLEY-DAVIDSON AUDIO POWERED BY ROCKFORD FOSGATE – PRIMARY AMPLIFIER – 500W

With more power, and higher performance than ever before, the Harley-Davidson® Audio powered by Rockford Fosgate® audio system pushes the boundaries of audio output on your next ride. Let's talk about power and performance - this purpose-built 4-channel amplifier produces amazing output even with its small footprint, 125 watts per channel - 500 watts in total. This supercharged integrated digital DSP amplifier provides all the audio amplification you are looking for. The amplifier is designed for easy plug-and-play replacement of the Original Equipment 200-watt amplifier. Superior thermal management is designed to run all day and never run out of power, all without impacting the bike's electrical system. The Element Ready™ design is purpose-built for the harsh motorcycle environment to stand up to water, dirt, UV, and motorcycle vibration, to help ensure that your audio system will stand the test of time. This is the primary amplifier for all Harley-Davidson® Audio powered by Rockford Fosgate® Stage two-speaker or four-speaker systems (see fitment). H-D® Audio powered by Rockford Fosgate products are garage-ready in most cases. Following installation, simply configure your new system using the Skyline™ OS touchscreen prompts.

76001294
Fits '24-later FLHX and FLTRX models. Factory equipped on '23-later FLHXSE & FLTRXSE and '24-later FLTRXSTSE models.

- Model Family Fitment:
- V-ROD

SPORTSTER

DYNA

SOFTAIL

TOURING



A. HARLEY-DAVIDSON AUDIO POWERED BY ROCKFORD FOSGATE – SADDLEBAG SPEAKER INSTALLATION KIT



B. HARLEY-DAVIDSON AUDIO POWERED BY ROCKFORD FOSGATE – PRIMARY AMPLIFIER – 500W



C. HARLEY-DAVIDSON AUDIO POWERED BY ROCKFORD FOSGATE STAGE I FAIRING SPEAKERS – ROAD GLIDE



C. HARLEY-DAVIDSON AUDIO POWERED BY ROCKFORD FOSGATE STAGE I FAIRING SPEAKERS – BATWING



D. HARLEY-DAVIDSON AUDIO POWERED BY ROCKFORD FOSGATE STAGE II FAIRING SPEAKERS – BATWING



D. HARLEY-DAVIDSON AUDIO POWERED BY ROCKFORD FOSGATE STAGE II FAIRING SPEAKERS – ROAD GLIDE



E. HARLEY-DAVIDSON AUDIO POWERED BY ROCKFORD FOSGATE – FAIRING SPEAKER INSTALLATION KIT

AUDIO & GAUGES 505

Rockford Fosgate® Audio

C. HARLEY-DAVIDSON® AUDIO POWERED BY ROCKFORD FOSGATE® – STAGE I FAIRING SPEAKERS

Upgrade Original Equipment Batwing or Road Glide® fairing speakers for more volume and improved sound quality. Vibration-tested 6.5" waterproof 4 ohm speakers feature injection molded woofer cones with a high-flux Neodymium magnet and bridge-mounted 25mm tweeter. Complete kit includes retainers, hardware, left and right speakers and grilles.

76000982 Road Glide® Fairing
Fits '14-later Road Glide models (except '23-later FLTRXSE, '24-later FLTRX, FLTRXSE and FLTRXSTSE). Requires purchase of Fairing Speaker Install Kit P/N 76000992, Primary Amplifier P/N 76000997 and appropriate Primary Amp Install Kit. FLTRUSE requires separate purchase of CVO™ model Wire Harness P/N 76001100.

76000980 Batwing Fairing
Fits '14-later Electra Glide®, Street Glide®, Ultra Limited® and Tri Glide® models (except '23-later FLHXSE and '24-later FLHX). Requires purchase of Fairing Speaker Install Kit P/N 76000992, Primary Amplifier P/N 76000997 and appropriate Primary Amp Install Kit. FLHTKSE requires separate purchase of CVO™ model Wire Harness P/N 76001100.

D. HARLEY-DAVIDSON AUDIO POWERED BY ROCKFORD FOSGATE – STAGE II FAIRING SPEAKERS

Upgrade Original Equipment Batwing or Road Glide fairing speakers for more volume and improved sound quality. Vibration-tested 6.5" waterproof 2 ohm speakers feature injection molded woofer cones with a high-flux Neodymium magnet and 20mm Tweeter and 30mm Midrange speaker. Complete kit includes retainers, hardware, Left and Right speakers and grilles.

76000983 Road Glide® Fairing
Fits '14-later Road Glide models (except '23-later FLTRXSE, '24-later FLTRX and FLTRXSTSE). Requires purchase of Fairing Speaker Install Kit P/N 76000992, Primary Amplifier P/N 76000997 and appropriate Primary Amp Install Kit. FLTRUSE requires separate purchase of CVO model Wire Harness P/N 76001100.

76000981 Batwing Fairing.
Fits '14-later Electra Glide, Street Glide, Ultra Limited and Tri Glide models (except '23-later FLHXSE, '24-later FLHX). Requires purchase of Fairing Speaker Install Kit P/N 76000992, Primary Amplifier P/N 76000997 and appropriate Primary Amp Install Kit. FLHTKSE requires separate purchase of CVO model Wire Harness P/N 76001100.

E. HARLEY-DAVIDSON AUDIO POWERED BY ROCKFORD FOSGATE – FAIRING SPEAKER INSTALLATION KIT

Kit includes wiring harnesses required to install Harley-Davidson® Audio powered by Rockford Fosgate® Batwing or Road Glide® Fairing Speakers. Harley-Davidson® Audio powered by Rockford Fosgate® speakers are sold separately.

76000992
Fits '14-later Touring (except '23-later FLHXSE, FLTRXSE, '24-later FLHX, FLTRX and FLTRXSTSE) and FLHTCUTG models (except CVO). For use with Harley-Davidson® Audio powered by Rockford Fosgate® Stage 1 or Stage 2 Fairing Speaker Kits.

- Model Family Fitment:
- V-ROD

SPORTSTER

DYNA

SOFTAIL

TOURING

506 AUDIO & GAUGES

Rockford Fosgate® Audio

A. HARLEY-DAVIDSON® AUDIO POWERED BY ROCKFORD FOSGATE® – STAGE I SADDLEBAGS SPEAKERS

Turn your motorcycle into a concert hall. Speakers mounted in saddlebag lids surround rider and passenger with sound and increase the over-all volume of the audio system. Vibration-tested 5x7" waterproof 4 ohm speakers feature injection molded woofer cones with a high-flux Neodymium magnet and bridge-mounted 25mm tweeter. Complete kit includes left and right speakers and grilles.

76000986

Fits '14-later Touring models (except '14-'16 FLHXSE and FLTRXSE, '23-later FLHXSE and FLTRXSE and '24-later FLHX, FLTRX and FLTRXSTSE). Requires separate purchase of Saddlebag Speaker Install Kit P/N 76000979 and appropriate Amplifier and Amplifier Install Kit. FLHTKSE and FLTRUSE require separate purchase of CVO™ model Wire Harness P/N 76001100.

B. HARLEY-DAVIDSON AUDIO POWERED BY ROCKFORD FOSGATE® – STAGE II SADDLEBAGS SPEAKERS

Turn your motorcycle into a concert hall. Speakers mounted in saddlebag lids surround rider and passenger with sound and increase the over-all volume of the audio system. Vibration-tested 5x7" waterproof 2 ohm speakers feature injection molded woofer cones with a high-flux Neodymium magnet and 20mm tweeter and 30mm midrange speakers. Complete kit includes hardware, Left and Right speakers and grilles.

76000987

Fits '14-later Touring models (except '14-later FLHRC, '14-'16 FLHTKSE, '15-'20 and '23-later FLHXSE, FLTRXSE, '24-later FLHX, FLTRX and FLTRXSTSE models). Requires separate purchase of Saddlebag Speaker Install Kit P/N 76000979 and appropriate Amplifier and Amplifier Install Kit. '17-'21 FLHTKSE and '15-later FLTRUSE require separate purchase of CVO Wire Harness P/N 76001100.

C. HARLEY-DAVIDSON AUDIO POWERED BY ROCKFORD FOSGATE® – SADDLEBAG SPEAKER INSTALLATION KIT

Kit includes all the hardware and wiring harnesses required to install a Harley-Davidson® Audio powered by Rockford Fosgate® Saddlebag Speaker Kit. Harley-Davidson® audio powered by Rockford Fosgate® speakers are sold separately. Requires separate purchase of Left and Right Color Matched Saddlebag Speaker Lids.

76000979

Fits '14-later Touring models (except '23-later FLHXSE and FLTRXSE and '24-later FLHX, FLTRX and FLTRXSTSE). For use with Harley-Davidson® Audio powered by Rockford Fosgate® Stage 1 or Stage 2 Saddlebag Speaker Kits. CVO models separate of CVO Wire Harness P/N 76001100.



HARLEY-DAVIDSON AUDIO POWERED BY ROCKFORD FOSGATE SADDLEBAGS SPEAKERS – STAGE II SHOWN



A. HARLEY-DAVIDSON AUDIO POWERED BY ROCKFORD FOSGATE – STAGE I SADDLEBAGS SPEAKERS



B. HARLEY-DAVIDSON AUDIO POWERED BY ROCKFORD FOSGATE – STAGE II SADDLEBAGS SPEAKERS



C. HARLEY-DAVIDSON AUDIO POWERED BY ROCKFORD FOSGATE – SADDLEBAG SPEAKER INSTALLATION KIT



HARLEY-DAVIDSON AUDIO POWERED BY ROCKFORD FOSGATE TOUR-PAK / AIR-COOLED FAIRING LOWER SPEAKERS – STAGE II SHOWN ON TOUR-PAK



D. HARLEY-DAVIDSON AUDIO POWERED BY ROCKFORD FOSGATE – STAGE I TOUR-PAK / AIR-COOLED FAIRING LOWER SPEAKERS



E. HARLEY-DAVIDSON AUDIO POWERED BY ROCKFORD FOSGATE – STAGE II TOUR-PAK / AIR-COOLED FAIRING LOWER SPEAKERS



F. HARLEY-DAVIDSON AUDIO POWERED BY ROCKFORD FOSGATE – TOUR-PAK SPEAKER INSTALLATION KIT



G. HARLEY-DAVIDSON AUDIO POWERED BY ROCKFORD FOSGATE – AIR-COOLED FAIRING LOWER SPEAKER INSTALLATION KIT

AUDIO & GAUGES 507

Rockford Fosgate® Audio

D. HARLEY-DAVIDSON® AUDIO POWERED BY ROCKFORD FOSGATE® – STAGE I TOUR-PAK® / AIR-COOLED FAIRING LOWER SPEAKERS

Upgrade Original Equipment Tour-Pak® carrier speakers for more volume and improved sound quality. Adding fairing lower speakers to your current two-speaker or four-speaker system increases the available sound pressure level, permitting higher listening volume, lower distortion, and improved clarity at highway speeds. Vibration-tested 6.5" waterproof 4 ohm speakers feature injection molded woofer cones with a high-flux Neodymium magnet and bridge-mounted 25mm tweeter. Complete kit includes left and right speakers and grilles.

76000984

Fits '14-later Touring models (except '23-later FLHXSE, FLTRXSE and '24-later FLHX, FLTRX and FLTRXSTSE) equipped with a Tour-Pak carrier or Air-Cooled Fairing Lower. Also Fits '14-later FLHTCUTG models equipped with a Tour-Pak. Requires separate purchase of appropriate Speaker Install Kit, Amplifier, and Amplifier Install Kit. FLHTKSE and FLTRUSE require separate purchase of CVO™ Wire Harness P/N 76001100 when installing Tour-Pak Speakers.

E. HARLEY-DAVIDSON AUDIO POWERED BY ROCKFORD FOSGATE® – STAGE II TOUR-PAK® / AIR-COOLED FAIRING LOWER SPEAKERS

Upgrade Original Equipment Tour-Pak luggage carrier speakers for more volume and improved sound quality. Adding fairing lower speakers to your current two-speaker or four-speaker system increases the available sound pressure level, permitting higher listening volume, lower distortion, and improved clarity at highway speeds. Vibration-tested 6.5" waterproof 2 ohm speakers feature injection molded woofer cones with a high-flux Neodymium magnet and 20mm tweeter and 30mm Midrange speaker. Complete kit includes left and right speakers and grilles.

76000985

Fits '14-later Touring models (except '15-'20 FLHXSE, '18-'20 FLTRXSE and '23-later FLHXSE, FLTRXSE, '24-later FLHX, FLTRX and FLTRXSTSE) equipped with a Tour-Pak or Air-Cooled Fairing Lower. Also Fits '14-later Tri-Glide® models equipped with a Tour-Pak carrier. Requires separate purchase of appropriate Speaker Install Kit, Amplifier, and Amplifier Install Kit. '14-'21 FLHTKSE, '15-'16 FLTRUSE and '21 FLHTCUTGSE require separate purchase of CVO Wire Harness P/N 76001100 when installing Tour-Pak Speakers. Air-Cooled Fairing Lower also require separate purchase of Color Matched Fairing Lower Speaker Front Enclosure P/N 57100233.

F. HARLEY-DAVIDSON AUDIO POWERED BY ROCKFORD FOSGATE® - TOUR PAK SPEAKER INSTALLATION KIT

Kit includes wiring harnesses required to install Harley-Davidson® Audio powered by Rockford Fosgate® Tour Pak luggage carrier Speakers. Harley-Davidson® Audio powered by Rockford Fosgate® speakers are sold separately.

76000977

Fits '14-later Touring (except '15-'20 FLHXSE, '18-'20 FLTRXSE and '23-later FLHXSE, FLTRXSE, '24-later FLHX, FLTRX and FLTRXSTSE) and Tri Glide models. For use with Harley-Davidson® Audio powered by Rockford Fosgate® Stage I or Stage II Tour-Pak Speaker Kits. FLHTKSE and FLTRUSE models requires separate purchase of P/N CVO™ model Wire Harness 76001100.

G. HARLEY-DAVIDSON AUDIO POWERED BY ROCKFORD FOSGATE® - AIR-COOLED FAIRING LOWER SPEAKER INSTALLATION KIT

Kit includes speaker enclosures and all hardware and wiring harnesses required to install Harley-Davidson® Audio powered by Rockford Fosgate® Air-Cooled Fairing Lower Speakers. Harley-Davidson® Audio powered by Rockford Fosgate® speakers are sold separately.

76000978

Fits '14-later Touring (except '15-'20 FLHXSE and '18-'21 FLTRXSE, '21-later FLH and '23-later FLHXSE and FLTRXSE and '24-later FLHX, FLTRX and FLTRXSTSE models). For use with Harley-Davidson® Audio powered by Rockford Fosgate® Stage 1 (P/N76000984) or Stage 2 (P/N 76000985) Air-Cooled Fairing Lower Speakers Kits.

- Model Family Fitment:
- V-ROD

SPORTSTER

DYNA

SOFTAIL

TOURING

508 AUDIO & GAUGES

Rockford Fosgate® Audio

A. HARLEY-DAVIDSON® AUDIO POWERED BY ROCKFORD FOSGATE® – STAGE I TWIN-COOLED™ MODELS FAIRING LOWER SPEAKERS

Adding fairing lower speakers to your current two-speaker or four-speaker system increases the available sound pressure level, permitting higher listening volume, lower distortion, and improved clarity at highway speeds. Vibration-tested 4.75" waterproof 8 ohm speakers feature injection molded woofer cones with a high-flux Neodymium magnet and bridge-mounted 20mm tweeter. Complete kit includes sub-assembly, hardware, left and right speakers and grilles.

76000988

Fits '14-later FLHTK, FLTRK and FLTRU. Also fits '17-later FLHTKSE and FLTRUSE. Requires separate purchase of Twin-Cooled™ Fairing Lower Speaker Install Kit P/N 76000991 and appropriate Amplifier and Amplifier Install Kit. FLHTKSE and FLTRUSE require purchase of CVO™ models Wire Harness P/N 76001100.

B. HARLEY-DAVIDSON AUDIO POWERED BY ROCKFORD FOSGATE® – STAGE II TWIN-COOLED FAIRING LOWER SPEAKERS

Adding fairing lower speakers to your current two-speaker or four-speaker system increases the available sound pressure level, permitting higher listening volume, lower distortion, and improved clarity at highway speeds. Vibration-tested 4.7" waterproof 4 ohm speakers feature injection molded woofer cones with a high-flux Neodymium magnet and a 25mm tweeter. Complete kit includes sub-assembly, hardware, left and right speakers and grilles.

76000989

Fits '14-later FLHTK, FLTRK and FLTRU models. Also fits '17-later FLHTKSE and FLTRUSE models with separate purchase of Twin-Cooled™ models with Fairing Lower Speaker Install Kit P/N 76000991 and appropriate Amplifier and Amplifier Install Kit. FLHTKSE and FLTRUSE require purchase of CVO model Wire Harness P/N 76001100.

C. HARLEY-DAVIDSON AUDIO POWERED BY ROCKFORD FOSGATE® – TWIN-COOLED™ MODELS WITH LOWER SPEAKER INSTALLATION KIT

Kit includes speaker enclosures and all hardware and wiring harnesses required to install Harley-Davidson® Audio powered by Rockford Fosgate® Twin-Cooled™ models with Fairing Lower Speakers. Harley-Davidson® Audio powered by Rockford Fosgate® speakers are sold separately.

76000991

Fits '14-later FLHTK, FLTRK, FLTRU, FLTRUSE and '17-later FLHTKSE models. Does not fit '14-'16 FLHTKSE, FLHXSE and FLTRXSE. For use with Harley-Davidson® Audio powered by Rockford Fosgate® Stage I or Stage II Twin-Cooled Fairing Lower Speaker Kits. FLHTKSE and FLTRUSE require purchase of CVO Wire Harness P/N 76001100.

D. HARLEY-DAVIDSON AUDIO POWERED BY ROCKFORD FOSGATE® – CVO MODEL WIRE HARNESS

Use this Harness Kit to upgrade certain CVO model motorcycles to a Harley-Davidson® Audio powered by Rockford Fosgate® system. Harley-Davidson® Audio powered by Rockford Fosgate® speakers are sold separately.

76001100

Fits '14-'21 FLHTKSE and '15-'16 FLTRUSE models. Does not fit with Fairing Lower Speaker on '14-'16 FLHTKSE.



A. HARLEY-DAVIDSON AUDIO POWERED BY ROCKFORD FOSGATE TWIN-COOLED FAIRING LOWER SPEAKERS – STAGE II SHOWN



B. HARLEY-DAVIDSON AUDIO POWERED BY ROCKFORD FOSGATE TWIN-COOLED FAIRING LOWER SPEAKERS – STAGE I AND STAGE II SHOWN



C. HARLEY-DAVIDSON AUDIO POWERED BY ROCKFORD FOSGATE –TWIN-COOLED™ LOWER SPEAKER INSTALLATION KIT



D. HARLEY-DAVIDSON AUDIO POWERED BY ROCKFORD FOSGATE – CVO MODEL WIRE HARNESS



E. HARLEY-DAVIDSON AUDIO POWERED BY ROCKFORD FOSGATE – AMPLIFIER 400W 4 CHANNEL W/ DSP (PRIMARY)



F. HARLEY-DAVIDSON AUDIO POWERED BY ROCKFORD FOSGATE – AMPLIFIER 400W 4-CHANNEL (SECONDARY)

AUDIO & GAUGES 509

Rockford Fosgate® Audio

HARLEY-DAVIDSON® AUDIO POWERED BY ROCKFORD FOSGATE® AMPLIFIER

Powerful, intelligent amplifier technology engineered to perform in the demanding motorcycle environment. This new, compact amplifier is easy to install in the motorcycle saddlebag. R-Tune: Equalization is specific to the motorcycle environment, designed from the ground up to be stronger and louder, to overcome road rumble and wind noise. Left and right speakers are designed to project sound directly at the rider for an enhanced audio experience. M-DEQ™ (Motorcycle Dynamic EQ): Our smart amplifier adaptively changes the EQ points in real time, meaning the tune changes to ensure incredible sound quality no matter the motorcycle speed or riding conditions. BME (Bass Management Enhancement): Designed to produce more bass, no matter the volume. The active amplifier DSP continually adapts to speed and road noise and maximizes the speakers' bass output to create powerful bass at any volume or speed. Computer Controlled Digital Signal Processing: Smart control, agile configurations. This intelligent amplifier continuously adapts to your speaker set-up. When you step up to the next audio stage or add additional speakers, the amplifier adjusts signal and output and is ready to deliver the sound quality and SPL you demand. Full Range Class-D Technology: More power and less electrical fatigue. These high-efficiency amplifiers produce class leading power and don't over-draw on the motorcycle electrical system. Ridiculously Rugged: Built stronger and ready to go anywhere. This amplifier was designed and tested over 80 hours to perform in the harshest conditions, no matter the heat or environment. So, anywhere you and your bike can go, our amplifiers can too. Rated Power: 50 watts per channel x 4 @ 4ohms; 100 watts per channel x 4 @ 2ohms Dimensions: 8.13" x 5.39" x 2.01"

E. HARLEY-DAVIDSON AUDIO POWERED BY ROCKFORD FOSGATE® – PRIMARY AMPLIFIER WITH DSP

The primary amplifier for any Harley-Davidson® Audio powered by Rockford Fosgate® two-speaker or four-speaker system.

76000997

Fits '14-later Touring (except '23-later FLHXSE and FLTRXSE and '24-later FLHX, FLTRX and FLTRXSTSE) and Tri-Glide models. Requires separate purchase of appropriate Amp Installation Kit. Required for the installation of a set of 2 or 4 total Harley-Davidson® Audio powered by Rockford Fosgate® Stage I or Stage II Speaker Kits. Does not fit with Saddlebag Guard Rails.

F. HARLEY-DAVIDSON AUDIO POWERED BY ROCKFORD FOSGATE® – SECONDARY AMPLIFIER

The secondary amplifier required for any Harley-Davidson® Audio powered by Rockford Fosgate® six-speaker or eight-speaker system.

76000990

Fits '14-later Touring models (except '15-'20 and '23-later FLHXSE, '18-'20 and '23-later FLTRXSE and '24-later FLHX, FLTRX and FLTRXSTSE). Does not fit Trike models. Requires separate purchase of Secondary Amp Install Kit P/N 76000975. Required for the installation of 6 or 8 total Harley-Davidson® Audio powered by Rockford Fosgate® Stage 1 or Stage 2 Speaker Kits. Must be installed as a second Amplifier with Primary Amplifier Kit P/N 76000991. '22 FLTRKSE require separate purchase of P/N's (1) 69200272 2-Pin Connector, (2) 72169-07 Terminal Pin and (2) 72168-07 Terminal Socket. Does not fit with Saddlebag Guard Rails.

*NOTE: Harley-Davidson Audio powered by Rockford Fosgate products are garage ready in most cases. However in some cases, amplifiers may need to be reflashed at a dealership in order to ensure the software is the latest and greatest. The Harley-Davidson Audio powered by Rockford Fosgate mobile app will alert you regarding this necessary dealership reflash. Vehicles with Boom! Box 4.3 and Boom! Box 6.5 GT Radios require a dealer Digital Technician II flash. Vehicles with Boom! Box GTS radios require the latest software from www.harely-davidson.com.

Model Family Fitment:

V-ROD	SPORTSTER	DYNA
SOFTAIL	TOURING	

510 AUDIO & GAUGES

Rockford Fosgate® Audio

A. HARLEY-DAVIDSON® AUDIO POWERED BY ROCKFORD FOSGATE® – PRIMARY AMPLIFIER INSTALLATION KIT
Kit includes the hardware and wiring harnesses required to install a Harley-Davidson® Audio powered by Rockford Fosgate® Primary Amplifier. Harley-Davidson® Audio powered by Rockford Fosgate® speakers are sold separately.

76000974
Fits '17-later Touring models (except '23-later FLHXSE and FLTRXSE and '24-later FLHX, FLTRX and FLTRXSTSE). For use with Primary Amplifier Kit P/N 76000997. FLHTKSE and FLTRUSE require separate of Harness Kit P/N 76001100.

76001045
Fits '14-'16 Touring models (except FLHXSE and FLTRXSE). For use with Harley-Davidson® Audio powered by Rockford Fosgate® Amplifier Kit P/N 76000997. FLHTKSE and FLTRUSE require separate purchase of CVO™ model Wire Harness P/N 76001100.

B. HARLEY-DAVIDSON AUDIO POWERED BY ROCKFORD FOSGATE® – SECONDARY AMPLIFIER INSTALLATION KIT
Kit includes the hardware and wiring harnesses required to install a Harley-Davidson® Audio powered by Rockford Fosgate® Secondary Amplifier. Harley-Davidson® Audio powered by Rockford Fosgate® speakers are sold separately.

76000975
Fits '14-later Touring models (except '15-'20 and '23-later FLHXSE and '18-'20 and '23-later FLTRXSE, '24-later FLHX, FLTRX and FLTRXSTSE). For use with Secondary Amplifier Kit P/N 76000990. FLHTKSE and FLTRUSE require separate purchase of CVO Wire Harness P/N 76001100. '22 FLTRKSE require separate purchase of P/N's (1) 69200272 2-Pin Connector, (2) 72169-07 Terminal Pin and (2) 72168-07 Terminal Socket. Does not fit with Saddlebag Guard Rails.

C. HARLEY-DAVIDSON AUDIO POWERED BY ROCKFORD FOSGATE® – TRIKE AMPLIFIER INSTALLATION KIT
Kit includes the hardware and wiring harnesses required to install a Harley-Davidson® Audio powered by Rockford Fosgate® Primary Amplifier in a Trike model. Harley-Davidson® Audio powered by Rockford Fosgate® speakers are sold separately.

76000976
Fits '17-later FLHTCUTG and '17-'21 FLHTCUTGSE models. For use with Harley-Davidson® Audio powered by Rockford Fosgate® Amplifier Kit P/N 76000997. FLHTCUTGSE models requires separate purchase of CVO Wire Harness P/N 76001100. Stock on '22 FLHTCUTGSE models.

76001046
Fits '14-'16 Trike (except Freewheeler®) models. For use with Harley-Davidson® Audio powered by Rockford Fosgate® Amplifier Kit P/N 76000997.

D. HARLEY-DAVIDSON AUDIO POWERED BY ROCKFORD FOSGATE® – ROAD GLIDE® 3 AMPLIFIER INSTALLATION KIT
Includes components required for installation of the Harley-Davidson® Audio powered by Rockford Fosgate® Road Glide® 3 Amplifier for a Road Glide® 3 model. For use with Primary Amplifier Kit P/N 76000997. Harley-Davidson® Audio powered by Rockford Fosgate® speakers are sold separately.

76001361
Fits '23-later FLTRT models. For use with Harley-Davidson® Audio powered by Rockford Fosgate® Amplifier Kit P/N 76000997.



A. HARLEY-DAVIDSON AUDIO POWERED BY ROCKFORD FOSGATE® – PRIMARY AMPLIFIER INSTALLATION KIT



B. HARLEY-DAVIDSON AUDIO POWERED BY ROCKFORD FOSGATE® – SECONDARY AMPLIFIER INSTALLATION KIT



C. HARLEY-DAVIDSON AUDIO POWERED BY ROCKFORD FOSGATE® – TRIKE AMPLIFIER INSTALLATION KIT



D. HARLEY-DAVIDSON AUDIO POWERED BY ROCKFORD FOSGATE® – ROAD GLIDE 3 AMPLIFIER INSTALLATION KIT



E. HARLEY-DAVIDSON® AUDIO POWERED BY ROCKFORD FOSGATE SUBWOOFER KIT – PRIMARY



E. HARLEY-DAVIDSON AUDIO POWERED BY ROCKFORD FOSGATE SUBWOOFER KIT – PRIMARY



F. HARLEY-DAVIDSON AUDIO POWERED BY ROCKFORD FOSGATE SUBWOOFER KIT – SECONDARY

AUDIO & GAUGES 511

Audio – Subwoofers

HARLEY-DAVIDSON® AUDIO POWERED BY ROCKFORD FOSGATE® SUBWOOFER KIT
The deep bass will turn heads when you roll up playing your Harley-Davidson® Audio powered by Rockford Fosgate® Subwoofer Kit. Designed for 2014-later Touring bikes equipped with Harley-Davidson® Audio powered by Rockford Fosgate® audio, these plug-and-play 10-inch subwoofers enable heart-thumping bass while cruising around the city streets or out on the open road. Can be installed as a single subwoofer or a dual subwoofer set.

- Single or dual woofer flexibility provides as much big bass sound as you want
- Entire subwoofer enclosure may be removed without tools when space is needed in the saddlebags.
- Included saddlebag cover panel protects saddlebag contents when subwoofer is removed
- Plug-and-play design is easy to install and to remove when desired
- Harley-Davidson® Audio powered by Rockford Fosgate® branding showcases the quality of this subwoofer system
- Power Lock cut-out enables installation in CVO™ models with power saddlebag locks and maintains that security

E. HARLEY-DAVIDSON AUDIO POWERED BY ROCKFORD FOSGATE SUBWOOFER KIT – PRIMARY
76001163 Primary
Fits '14-later Touring models in the right-side saddlebag when equipped with two or four total speakers on a Harley-Davidson® Audio powered by Rockford Fosgate® audio system. '21-'22 FLHXSE, FLTRXSE and '22 FLTRKSE requires separate purchase of Bluetooth Dongle P/N 41000771, Secondary Amp Kit P/N 76000990 and Secondary Amp Install Kit P/N 76000975. Does not fit Trike or Road King models. Does not fit '23-later FLHFB, FLHXSE, FLTRXSE, '24-later FLHX, FLTRX and FLTRXSTSE models.

F. HARLEY-DAVIDSON AUDIO POWERED BY ROCKFORD FOSGATE SUBWOOFER KIT – SECONDARY
76001164 Secondary
Fits '14-later Touring models in the left-side saddlebag when equipped with two or four total speakers on a Harley-Davidson® Audio powered by Rockford Fosgate® audio system. Does not fit Trike or Road King models. Installation of second subwoofer kit requires separate purchase of Harley-Davidson® Audio powered by Rockford Fosgate® Amplifier P/N 76000990. Does not fit Trike, Road King or FLHT models. Does not fit '23-later FLHFB, FLHXSE, FLTRXSE, '24-later FLHX, FLTRX and FLTRXSTSE models.

Note: Installation of just the primary subwoofer with one set of speakers requires one primary amplifier P/N 76000997 to power the system. Installation of the primary subwoofer with four speakers, or with the the primary and secondary subwoofer with either two or four speakers requires the primary amplifier P/N 76000997 and second-ary amplifier P/N 76000990 to power the system..

- Model Family Fitment:
- | | | |
|-----------|-------------|--------|
| ■ V-ROD | ■ SPORTSTER | ■ DYNA |
| ■ SOFTAIL | ■ TOURING | |

512 AUDIO & GAUGES

Rockford Fosgate® Audio with Bluetooth

A. HARLEY-DAVIDSON® AUDIO POWERED BY ROCKFORD FOSGATE® - AMPLIFIER WITH DSP FOR ROAD KING® MODELS

Here's the foundation of the ultimate motorcycle audio experience for Harley-Davidson® Road King® motorcycles. Powerful, intelligent amplifier with digital signal processing (DSP) technology developed jointly by Harley-Davidson and Rockford Fosgate® is engineered to perform in the demanding motorcycle environment. Connects to your mobile device via Bluetooth to play stored or streaming audio through Harley-Davidson® Audio powered by Rockford Fosgate® speakers (sold separately) and turns your Road King® motorcycle into a concert hall.

- Compact amplifier is easy to install in the motorcycle saddlebag
- Power two Harley-Davidson Audio powered by Rockford Fosgate® Stage II speakers (sold separately) installed in saddlebag lids, fairing lowers, or King Tour-Pak® Luggage
- 125 watts x 2 per channel @ 4ohms; 125 x 2 watts per channel @ 2ohms
- Requires separate purchase of Amplifier Installation Kit P/N 76001113, a Harley-Davidson® Audio powered by Rockford Fosgate® Stage II speaker kit, and the applicable installation kit specific to the speaker kit
- Dimensions: 8.13" x 5.39" x 2.01"
- Learn More about the Harley-Davidson® Audio powered by Rockford Fosgate® products at Harley-Davidson.com

76001074
Fits '14-later Road King® models (except FLHRC). Requires separate purchase of installation kit P/N 76001113. Required for the installation of one Harley-Davidson® Audio powered by Rockford Fosgate® Stage II speaker kit. Does not fit with Saddlebag Guard Rails.

B. ROAD KING® AMPLIFIER INSTALLATION KIT

Includes components required for installation of Harley-Davidson® Audio powered by Rockford Fosgate® Amplifier P/N 76001074 in a Road King® model.

76001113
Fits 14-later Road King models equipped with Harley-Davidson® Audio powered by Rockford Fosgate® - Amplifier with DSP P/N 76001074.

C. HARLEY-DAVIDSON AUDIO POWERED BY ROCKFORD FOSGATE - INNER FAIRING AUDIO KIT

A high-performance motorcycle deserves high-output audio. This kit was designed alongside the Low Rider® ST for outstanding performance and an ideal fit within the fairing. A powerful, intelligent amplifier with digital signal processing (DSP) technology developed jointly by Harley-Davidson and Rockford Fosgate® is engineered to perform in the demanding motorcycle environment. Connects to your mobile device via Bluetooth to play stored or streaming audio through a pair of built-in two-way speakers.

- Marine grade two-way speakers include a pair of 5.25" woofers and two remote tweeters aimed at the rider's ears for great audio performance
 - Lightweight design has minimal impact vehicle dynamics and performance
 - Plug-and play installation. One assembly includes the amplifier, speakers and housing, which replaces the original equipment inner fairing.
 - Two simple wiring connections power the unit
 - Uses Bluetooth 4.2 for a strong wireless connection to most devices with minimal compression for outstanding sound quality
 - Connectivity with the Harley-Davidson® Audio powered by Rockford Fosgate® mobile app offers unique features like Automatic Volume Control (AVC), adjustable 7-Band EQ, and step by step system configurator.
 - Compact amplifier mounts within the fairing. 250 watts of amplifier power (125 x 2 @ 4ohms / 125 x 2 @ 2ohms) for crisp, clear sound quality at any volume. Overcomes bike, environment, and helmet sound-limiting variables at all speeds
- 76200037**
Fits '22-later FXLRST models. Original Equipment on FXRST models.



A. HARLEY-DAVIDSON AUDIO POWERED BY ROCKFORD FOSGATE – AMPLIFIER WITH DSP FOR ROAD KING® MODELS (SHOWN WITH SADDLEBAG SPEAKERS)



A. HARLEY-DAVIDSON AUDIO POWERED BY ROCKFORD FOSGATE – AMPLIFIER WITH DSP FOR ROAD KING MODELS



B. ROAD KING® AMPLIFIER INSTALLATION KIT



C. HARLEY-DAVIDSON® AUDIO POWERED BY ROCKFORD FOSGATE® – INNER FAIRING AUDIO KIT

Harley-Davidson® Audio powered by Rockford Fosgate® FITMENT GUIDE



AUDIO & GAUGES 513

Rockford Fosgate® Audio

STREET GLIDE®/STREET GLIDE SPECIAL MODELS (‘14-‘23)

	STAGE 1		STAGE 2	
	PART NUMBER	DESCRIPTION	PART NUMBER	DESCRIPTION
FAIRING	76000980	Stage 1 Batwing Fairing Speakers	76000981	Stage 2 Batwing Fairing Speakers
	76000992	Fairing Speaker Installation Kit	76000992	Fairing Speaker Installation Kit
SADDLEBAG	76000986	Stage 1 Saddlebags Speakers	76000987	Stage 2 Saddlebags Speakers
	76000979	Saddlebag Speaker Installation Kit	76000979	Saddlebag Speaker Installation Kit
	Requires separate purchase of color-matched saddlebag speaker lids		Requires separate purchase of color-matched saddlebag speaker lids	
FAIRING LOWER	76000984	Stage 1 Tour-Pak® / Air Cooled Lower Speakers	76000985	Stage 2 Tour-Pak / Air-Cooled Lower Speakers
	76000978	Air-Cooled Lower Speaker Installation Kit	76000978	Air-Cooled Lower Speaker Installation Kit
	Requires separate purchase of color-matched fairing lowers		Requires separate purchase of color-matched fairing lowers	
TOUR-PAK® <i>Luggage Carrier</i>	76000984	Stage 1 Tour-Pak / Air Cooled Lower Speakers	76000985	Stage 2 Tour-Pak / Air-Cooled Lower Speakers
	76000977	Tour-Pak Speaker Installation Kit	76000977	Tour-Pak Speaker Installation Kit
	Requires separate purchase of color-matched tour-pak/speaker pods		Requires separate purchase of color-matched tour-pak/speaker pods	
AMPLIFIER <i>Required for ALL speaker setups</i>	76000997	Amplifier 400W 4 Channel w/ DSP -Primary	76000997	Amplifier 400W 4 Channel w/ DSP -Primary
	76001045	Primary Amplifier Installation Kit ('14-16 Touring; except FLHXSE/FLTRXSE)	76001045	Primary Amplifier Installation Kit ('14-16 Touring; except FLHXSE/FLTRXSE)
	76000974	Primary Amplifier Installation Kit ('17-Later Touring; except FLHXSE/FLTRXSE)	76000974	Primary Amplifier Installation Kit ('17-Later Touring; except FLHXSE/FLTRXSE)
SECONDARY AMPLIFIER <i>Required for 6-8 speaker setups only</i>	76000990	Amplifier 400W 4-channel - Secondary	76000990	Amplifier 400W 4-channel - Secondary
	76000975	Secondary Amplifier Installation Kit	76000975	Secondary Amplifier Installation Kit

ROAD KING (‘14-LATER)*

	STAGE 1		STAGE 2	
	PART NUMBER	DESCRIPTION	PART NUMBER	DESCRIPTION
SADDLEBAG	Stage 1 not available		76000987	Stage 2 Saddlebags Speakers
			Requires separate purchase of color-matched saddlebag speaker lids	
LOWER FAIRING	Stage 1 not available		76000985	Tour-Pak / Air-Cooled Lower Speakers
			76000978	Air-Cooled Lower Speaker Installation Kit
			Requires separate purchase of color-matched fairing lowers	
TOUR-PAK® <i>Luggage Carrier</i>	Stage 1 not available		76000985	Stage 2 Tour-Pak / Air-Cooled Lower Speakers
			76000977	Tour Pak Speaker Installation Kit
			Requires separate purchase of color-matched tour-pak/speaker pods	
AMPLIFIER <i>Enables one set of speakers. Required for any Road King audio speaker</i>	Stage 1 not available		76001074	Road King® Amplifier w/ DSP
			76001113	Road King Audio Install Kit



ROAD GLIDE®/ROAD GLIDE® SPECIAL MODELS (‘14-‘23)

	STAGE 1		STAGE 2	
	PART NUMBER	DESCRIPTION	PART NUMBER	DESCRIPTION
FAIRING	76000982	Stage 1 Road Glide Fairing Speakers	76000983	Stage 2 Road Glide Fairing Speakers
	76000992	Fairing Speaker Installation Kit	76000992	Fairing Speaker Installation Kit
SADDLEBAG	76000986	Stage 1 Saddlebags Speakers	76000987	Stage 2 Saddlebags Speakers
	76000979	Saddlebag Speaker Installation Kit	76000979	Saddlebag Speaker Installation Kit
	Requires separate purchase of color-matched saddlebag speaker lids		Requires separate purchase of color-matched saddlebag speaker lids	
FAIRING LOWER	76000984	Stage 1 Tour-Pak / Air Cooled Lower Speakers	76000985	Stage 2 Tour-Pak / Air-Cooled Lower Speakers
	76000978	Air-Cooled Lower Speaker Installation Kit	76000978	Air-Cooled Lower Speaker Installation Kit
	Requires separate purchase of color-matched fairing lowers		Requires separate purchase of color-matched fairing lowers	
TOUR-PAK® <i>Luggage Carrier</i>	76000984	Stage 1 Tour-Pak® / Air Cooled Lower Speakers	76000985	Stage 2 Tour-Pak / Air-Cooled Lower Speakers
	76000977	Tour-Pak Speaker Installation Kit	76000977	Tour-Pak Speaker Installation Kit
	Requires separate purchase of color-matched tour-pak/speaker pods		Requires separate purchase of color-matched tour-pak/speaker pods	
AMPLIFIER <i>Required for ALL speaker setups</i>	76000997	Amplifier 400W 4 Channel w/ DSP -Primary	76000997	Amplifier 400W 4 Channel w/ DSP -Primary
	76001045	Primary Amplifier Installation Kit ('14-16 Touring; except FLHXSE/FLTRXSE)	76001045	Primary Amplifier Installation Kit ('14-16 Touring; except FLHXSE/FLTRXSE)
	76000974	Primary Amplifier Installation Kit ('17-Later Touring; except FLHXSE/FLTRXSE)	76000974	Primary Amplifier Installation Kit ('17-Later Touring; except FLHXSE/FLTRXSE)
SECONDARY AMPLIFIER <i>Required for 6-8 speaker setups only</i>	76000990	Amplifier 400W 4-channel - Secondary	76000990	Amplifier 400W 4-channel - Secondary
	76000975	Secondary Amplifier Installation Kit	76000975	Secondary Amplifier Installation Kit

ULTRA LIMITED® MODELS – Twin-Cooled™ ENGINE (‘14-LATER)

	STAGE 1		STAGE 2	
	PART NUMBER	DESCRIPTION	PART NUMBER	DESCRIPTION
FAIRING	76000980	Stage 1 Batwing Fairing Speakers	76000981	Stage 2 Batwing Fairing Speakers
	76000992	Fairing Speaker Installation Kit	76000992	Fairing Speaker Installation Kit
SADDLEBAG	76000986	Stage 1 Saddlebags Speakers	76000987	Stage 2 Saddlebags Speakers
	76000979	Saddlebag Speaker Installation Kit	76000979	Saddlebag Speaker Installation Kit
	Requires separate purchase of color-matched saddlebag speaker lids		Requires separate purchase of color-matched saddlebag speaker lids	
FAIRING LOWER	76000988	Stage 1 Twin-Cooled™ Engine Fairing Lower Speakers	76000989	Stage 2 Twin-Cooled™ Engine Fairing Lower Speakers
	76000991	Twin-Cooled™ Engine Lower Speaker Installation Kit	76000991	Twin-Cooled™ Engine Lower Speaker Installation Kit
TOUR-PAK® <i>Luggage Carrier</i>	76000984	Stage 1 Tour-Pak / Air Cooled Lower Speakers	76000985	Stage 2 Tour-Pak / Air-Cooled Lower Speakers
	76000977	Tour-Pak Speaker Installation Kit	76000977	Tour-Pak Speaker Installation Kit
AMPLIFIER <i>Required for ALL speaker setups</i>	76000997	Amplifier 400W 4 Channel w/ DSP -Primary	76000997	Amplifier 400W 4 Channel w/ DSP -Primary
	76001045	Primary Amplifier Installation Kit ('14-16 Touring; except FLHXSE/FLTRXSE)	76001045	Primary Amplifier Installation Kit ('14-16 Touring; except FLHXSE/FLTRXSE)
	76000974	Primary Amplifier Installation Kit ('17-Later Touring; except FLHXSE/FLTRXSE)	76000974	Primary Amplifier Installation Kit ('17-Later Touring; except FLHXSE/FLTRXSE)
SECONDARY AMPLIFIER <i>Required for 6-8 speaker setups only</i>	76000990	Amplifier 400W 4-channel - Secondary	76000990	Amplifier 400W 4-channel - Secondary
	76000975	Secondary Amplifier Installation Kit	76000975	Secondary Amplifier Installation Kit



ULTRA CLASSIC® MODEL (‘14-‘19)

	STAGE 1		STAGE 2	
	PART NUMBER	DESCRIPTION	PART NUMBER	DESCRIPTION
FAIRING	76000980	Stage 1 Batwing Fairing Speakers	76000981	Stage 2 Batwing Fairing Speakers
	76000992	Fairing Speaker Installation Kit	76000992	Fairing Speaker Installation Kit
SADDLEBAG	76000986	Stage 1 Saddlebags Speakers	76000987	Stage 2 Saddlebags Speakers
	76000979	Saddlebag Speaker Installation Kit	76000979	Saddlebag Speaker Installation Kit
	Requires separate purchase of color-matched saddlebag speaker lids		Requires separate purchase of color-matched saddlebag speaker lids	
FAIRING LOWER	76000984	Stage 1 Tour-Pak / Air Cooled Lower Speakers	76000985	Stage 2 Tour-Pak / Air-Cooled Lower Speakers
	76000978	Air-Cooled Lower Speaker Installation Kit	76000978	Air-Cooled Lower Speaker Installation Kit
TOUR-PAK® <i>Luggage Carrier</i>	76000984	Stage 1 Tour-Pak / Air Cooled Lower Speakers	76000985	Stage 2 Tour-Pak / Air-Cooled Lower Speakers
	76000977	Tour-Pak Speaker Installation Kit	76000977	Tour-Pak Speaker Installation Kit
AMPLIFIER <i>Required for ALL speaker setups</i>	76000997	Amplifier 400W 4 Channel w/ DSP -Primary	76000997	Amplifier 400W 4 Channel w/ DSP -Primary
	76001045	Primary Amplifier Installation Kit ('14-16 Touring; except FLHXSE/FLTRXSE)	76001045	Primary Amplifier Installation Kit ('14-16 Touring; except FLHXSE/FLTRXSE)
	76000974	Primary Amplifier Installation Kit ('17-Later Touring; except FLHXSE/FLTRXSE)	76000974	Primary Amplifier Installation Kit ('17-Later Touring; except FLHXSE/FLTRXSE)
SECONDARY AMPLIFIER <i>Required for 6-8 speaker setups only</i>	76000990	Amplifier 400W 4-channel - Secondary	76000990	Amplifier 400W 4-channel - Secondary
	76000975	Secondary Amplifier Installation Kit	76000975	Secondary Amplifier Installation Kit

TRI GLIDE® MODEL – TWIN-COOLED™ ENGINE (‘14-LATER)*

	STAGE 1		STAGE 2	
	PART NUMBER	DESCRIPTION	PART NUMBER	DESCRIPTION
FAIRING	76000980	Stage 1 Batwing Fairing Speakers	76000981	Stage 2 Batwing Fairing Speakers
	76000992	Fairing Speaker Installation Kit	76000992	Fairing Speaker Installation Kit
TOUR-PAK® <i>Luggage Carrier</i>	76000984	Stage 1 Tour-Pak / Air Cooled Lower Speakers	76000985	Stage 2 Tour-Pak / Air-Cooled Lower Speakers
	76000977	Tour-Pak Speaker Installation Kit	76000977	Tour-Pak Speaker Installation Kit
AMPLIFIER <i>Required for ALL speaker setups</i>	76000997	Amplifier 400W 4 Channel w/ DSP -Primary	76000997	Amplifier 400W 4 Channel w/ DSP -Primary
	76001046	Primary Amplifier Installation Kit ('14-'16 Trike, except Free-wheeler, models)	76001046	Primary Amplifier Installation Kit ('14-'16 Trike, except Free-wheeler, models)
	76000976	Primary Amplifier Installation Kit ('17-Later Trike, except Freewheeler®, models)	76000976	Primary Amplifier Installation Kit ('17-Later Trike, except Freewheeler®, models)
*Up to 4 Speaker Set Only on Trike Models		*Up to 4 Speaker Set Only on Trike Models		



ROAD GLIDE® ULTRA/LIMITED MODEL – TWIN-COOLED™ ENGINE (‘14-LATER)

	STAGE 1		STAGE 2	
	PART NUMBER	DESCRIPTION	PART NUMBER	DESCRIPTION
FAIRING	76000982	Stage 1 Road Glide® Fairing Speakers	76000983	Stage 2 Road Glide Fairing Speakers
	76000992	Fairing Speaker Installation Kit	76000992	Fairing Speaker Installation Kit
SADDLEBAG	76000986	Stage 1 Saddlebags Speakers	76000987	Stage 2 Saddlebags Speakers
	76000979	Saddlebag Speaker Installation Kit	76000979	Saddlebag Speaker Installation Kit
	Requires separate purchase of color-matched saddlebag speaker lids		Requires separate purchase of color-matched saddlebag speaker lids	
FAIRING LOWER	76000988	Stage 1 Twin-Cooled™ Engine Fairing Lower Speakers	76000989	Stage 2 Twin-Cooled™ Engine Fairing Lower Speakers
	76000991	Twin-Cooled™ Engine Lower Speaker Installation Kit	76000991	Twin-Cooled™ Engine Lower Speaker Installation Kit
TOUR-PAK® <i>Luggage Carrier</i>	76000984	Stage 1 Tour-Pak® / Air Cooled Lower Speakers	76000985	Stage 2 Tour-Pak / Air-Cooled Lower Speakers
	76000977	Tour-Pak Speaker Installation Kit	76000977	Tour-Pak Speaker Installation Kit
AMPLIFIER <i>Required for ALL speaker setups</i>	76000997	Amplifier 400W 4 Channel w/ DSP -Primary	76000997	Amplifier 400W 4 Channel w/ DSP -Primary
	76001045	Primary Amplifier Installation Kit (*14-16 Touring; except FLHXSE/FLTRXSE)	76001045	Primary Amplifier Installation Kit (*14-16 Touring; except FLHXSE/FLTRXSE)
	76000974	Primary Amplifier Installation Kit (*17-Later Touring; except FLHXSE/FLTRXSE)	76000974	Primary Amplifier Installation Kit (*17-Later Touring; except FLHXSE/FLTRXSE)
SECONDARY AMPLIFIER <i>Required for 6-8 speaker setups only</i>	76000990	Amplifier 400W 4-channel - Secondary	76000990	Amplifier 400W 4-channel - Secondary
	76000975	Secondary Amplifier Installation Kit	76000975	Secondary Amplifier Installation Kit

ROAD GLIDE® 3 MODEL (‘23-LATER FLTRT)

	STAGE 1		STAGE 2		STAGE3	
	PART NUMBER	DESCRIPTION	PART NUMBER	DESCRIPTION	PART NUMBER	DESCRIPTION
FAIRING* <i>*Reuses existing Original-Equipment wiring</i>	76001297	Stage I Road Glide® Fairing Speakers	76001296	Stage II Road Glide Fairing Speakers	Stage III not available	
AMPLIFIER* <i>*Reuses existing Original-Equipment wiring</i>	76001294	Amplifier 500W 4 Channel w/DSP Primary	76000981	Amplifier 500W 4 Channel w/DSP Primary	76001294 Amplifier 500W 4 Channel w/DSP Primary	
WIRING HARNESS	Launching in Jan '24		Launching in Jan '24		Launching in Jan '24	

TRI GLIDE® MODEL – TWIN-COOLED™ ENGINE (‘14-LATER)*

	STAGE 1		STAGE 2	
	PART NUMBER	DESCRIPTION	PART NUMBER	DESCRIPTION
FAIRING	76000980	Stage 1 Batwing Fairing Speakers	76000981	Stage 2 Batwing Fairing Speakers
	76000992	Fairing Speaker Installation Kit	76000992	Fairing Speaker Installation Kit
TOUR-PAK® <i>Luggage Carrier</i>	76000984	Stage 1 Tour-Pak / Air Cooled Lower Speakers	76000985	Stage 2 Tour-Pak / Air-Cooled Lower Speakers
	76000977	Tour-Pak Speaker Installation Kit	76000977	Tour-Pak Speaker Installation Kit
AMPLIFIER <i>Required for ALL speaker setups</i>	76000997	Amplifier 400W 4 Channel w/ DSP -Primary	76000997	Amplifier 400W 4 Channel w/ DSP -Primary
	76001046	Primary Amplifier Installation Kit (*14-'16 Trike, except Free-wheeler, models)	76001046	Primary Amplifier Installation Kit (*14-'16 Trike, except Free-wheeler, models)
	76000976	Primary Amplifier Installation Kit (*17-Later Trike, except Freewheeler®, models)	76000976	Primary Amplifier Installation Kit (*17-Later Trike, except Freewheeler®, models)
	*Up to 4 Speaker Set Only on Trike Models		*Up to 4 Speaker Set Only on Trike Models	



STREET GLIDE® (‘24-LATER)

	STAGE 1		STAGE 2		STAGE3	
	PART NUMBER	DESCRIPTION	PART NUMBER	DESCRIPTION	PART NUMBER	DESCRIPTION
FAIRING* <i>*Reuses existing Original-Equipment wiring</i>	76001295	Stage I Bat Wing Fairing Speakers	76001296	Stage II Bat Wing Fairing Speakers	Stage III not available	
SADDLEBAG** <i>**Requires separate purchase of color-matched saddlebag speaker lids</i>	76001291	Stage II Saddlebag Speakers	76001292	Stage II Saddlebag Speakers	76001299	Stage III Saddlebag Speakers
	76001300	Saddlebag Speaker Installation Kit	76001300	Saddlebag Speaker Installation Kit	76001300	Saddlebag Speaker Installation Kit
AMPLIFIER* <i>*Reuses existing Original-Equipment wiring</i>	76001294	Amplifier 500W 4 Channel w/DSP Primary	76001294	Amplifier 500W 4 Channel w/DSP Primary	76001294 Amplifier 500W 4 Channel w/DSP Primary	

ROAD GLIDE® (‘24-LATER)

	STAGE 1		STAGE 2		STAGE3	
	PART NUMBER	DESCRIPTION	PART NUMBER	DESCRIPTION	PART NUMBER	DESCRIPTION
FAIRING* <i>*Reuses existing Original-Equipment wiring</i>	76001297	Stage I Road Glide® Fairing Speakers	76001296	Stage II Road Glide Fairing Speakers	Stage III not available	
SADDLEBAG** <i>**Requires separate purchase of color-matched saddlebag speaker lids</i>	76001291	Stage II Saddlebag Speakers	76001292	Stage II Saddlebag Speakers	76001299	Stage III Saddlebag Speakers
	76001300	Saddlebag Speaker Installation Kit	76001300	Saddlebag Speaker Installation Kit	76001300	Saddlebag Speaker Installation Kit
AMPLIFIER* <i>*Reuses existing Original-Equipment wiring</i>	76001294	Amplifier 500W 4 Channel w/DSP Primary	76000981	Amplifier 500W 4 Channel w/DSP Primary	76001294 Amplifier 500W 4 Channel w/DSP Primary	

ROAD GLIDE® CVO ST (‘23-LATER)

	STAGE 1		STAGE 2		STAGE3	
	PART NUMBER	DESCRIPTION	PART NUMBER	DESCRIPTION	PART NUMBER	DESCRIPTION
SADDLEBAG** <i>**Requires separate purchase of color-matched saddlebag speaker lids</i>	Stage I not available		76001292	Stage II Saddlebag Speakers	76001299	Stage III Saddlebag Speakers
			76001300	Saddlebag Speaker Installation Kit	76001300	Saddlebag Speaker Installation Kit

ROAD GLIDE® CVO (‘23-LATER)

	STAGE 1		STAGE 2		STAGE3	
	PART NUMBER	DESCRIPTION	PART NUMBER	DESCRIPTION	PART NUMBER	DESCRIPTION
SADDLEBAG** <i>**Requires separate purchase of color-matched saddlebag speaker lids</i>	Stage I not available		Stage II not available		76001231	Stage III Saddlebag Speakers (Only)



CVO™ LIMITED MODEL (‘14-LATER)

	STAGE 1		STAGE 2	
	PART NUMBER	DESCRIPTION	PART NUMBER	DESCRIPTION
FAIRING	76000980	Stage 1 Batwing Fairing Speakers	76000981	Stage 2 Batwing Fairing Speakers
	76001100	Fairing Speaker Installation Kit	76001100	Fairing Speaker Installation Kit
SADDLEBAG	76000986	Stage 1 Saddlebags Speakers	76000987	Stage 2 Saddlebags Speakers
	76000979	Saddlebag Speaker Installation Kit	76000979	Saddlebag Speaker Installation Kit
FAIRING LOWER	76000988	Stage 1 Twin-Cooled™ Engine Fairing Lower Speakers	76000989	Stage 2 Twin-Cooled™ Engine Fairing Lower Speakers
	76000991	Twin-Cooled™ Engine Lower Speaker Installation Kit	76000991	Twin-Cooled™ Engine Lower Speaker Installation Kit
TOUR-PAK® <i>Luggage Carrier</i>	76000984	Stage 1 Tour-Pak® / Air Cooled Lower Speakers	76000985	Stage 2 Tour-Pak / Air-Cooled Lower Speakers
	76000977	Tour-Pak Speaker Installation Kit	76000977	Tour-Pak Speaker Installation Kit
AMPLIFIER <i>Required for ALL speaker setups</i>	76000997	Amplifier 400W 4 Channel w/ DSP -Primary	76000997	Amplifier 400W 4 Channel w/ DSP -Primary
	76001045	Primary Amplifier Installation Kit ('14-16 Touring; FLHXSE/ FLTRXSE)	76001045	Primary Amplifier Installation Kit ('14-16 Touring; FLHXSE/ FLTRXSE)
	76000974	Primary Amplifier Installation Kit ('17-Later Touring; except FLHXSE/FLTRXSE)	76000974	Primary Amplifier Installation Kit ('17-Later Touring; except FLHXSE/FLTRXSE)
SECONDARY AMPLIFIER <i>Required for 6-8 speaker setups only</i>	76000990	Amplifier 400W 4-channel - Secondary	76000990	Amplifier 400W 4-channel - Secondary
	76000975	Secondary Amplifier Installation Kit	76000975	Secondary Amplifier Installation Kit

CVO™ ROAD GLIDE® ULTRA MODEL (‘15-16)

STAGE 1		STAGE 2		
PART NUMBER	DESCRIPTION	PART NUMBER	DESCRIPTION	
FAIRING	76000982	Stage 1 Road Glide® Fairing Speakers	76000983	Stage 2 Road Glide Fairing Speakers
	76001100	Fairing Speaker Installation Kit	76001100	Fairing Speaker Installation Kit
SADDLEBAG	76000986	Stage 1 Saddlebags Speakers	76000987	Stage 2 Saddlebags Speakers
	76000979	Saddlebag Speaker Installation Kit	76000979	Saddlebag Speaker Installation Kit
	Requires separate purchase of color-matched saddlebag speaker lids		Requires separate purchase of color-matched saddlebag speaker lids	
FAIRING LOWER	76000988	Stage 1 Twin-Cooled™ Engine Fairing Lower Speakers	76000989	Stage 2 Twin-Cooled™ Engine Fairing Lower Speakers
	76000991	Twin-Cooled™ Engine Lower Speaker Installation Kit	76000991	Twin-Cooled™ Engine Lower Speaker Installation Kit
TOUR-PAK® <i>Luggage Carrier</i>	76000984	Stage 1 Tour-Pak® / Air Cooled Lower Speakers	76000985	Stage 2 Tour-Pak / Air-Cooled Lower Speakers
	76000977	Tour-Pak Speaker Installation Kit	76000977	Tour-Pak Speaker Installation Kit
AMPLIFIER <i>Required for ALL speaker setups</i>	76000997	Amplifier 400W 4 Channel w/ DSP -Primary	76000997	Amplifier 400W 4 Channel w/ DSP -Primary
	76001045	Primary Amplifier Installation Kit ('14-16 Touring; FLHXSE/ FLTRXSE)	76001045	Primary Amplifier Installation Kit ('14-16 Touring; FLHXSE/ FLTRXSE)
SECONDARY AMPLIFIER <i>Required for 6-8 speaker setups only</i>	76000990	Amplifier 400W 4-channel - Secondary	76000990	Amplifier 400W 4-channel - Secondary
	76000975	Secondary Amplifier Installation Kit	76000975	Secondary Amplifier Installation Kit

CVO™ TRI GLIDE® MODEL (‘20-’21)*

	STAGE 1		STAGE 2	
	PART NUMBER	DESCRIPTION	PART NUMBER	DESCRIPTION
FAIRING	76000980	Stage 1 Batwing Fairing Speakers	76000981	Stage 2 Batwing Fairing Speakers
	76001100	Fairing Speaker Installation Kit	76001100	Fairing Speaker Installation Kit
TOUR-PAK® <i>Luggage Carrier</i>	76000984	Stage 1 Tour-Pak / Air Cooled Lower Speakers	76000985	Stage 2 Tour-Pak / Air-Cooled Lower Speakers
	76000977	Tour-Pak Speaker Installation Kit	76000977	Tour-Pak Speaker Installation Kit



CVO™ TRI GLIDE® MODEL (‘20-’21)* continued

	STAGE 1		STAGE 2	
	PART NUMBER	DESCRIPTION	PART NUMBER	DESCRIPTION
AMPLIFIER <i>Required for ALL speaker setups</i>	76000997	Amplifier 400W 4 Channel w/ DSP -Primary)	76000997	Amplifier 400W 4 Channel w/ DSP -Primary
	76000976	Primary Amplifier Installation Kit ('17-Later Trike, except Freewheeler", models)	76000976	Primary Amplifier Installation Kit ('17-Later Trike, except Freewheeler", models)
	<i>*Up to 4 Speaker Set Only on Trike Models</i>		<i>*Up to 4 Speaker Set Only on Trike Models</i>	

CVO™ STREET GLIDE® MODEL (‘21-‘22)

STAGE 1		STAGE 2		
PART NUMBER	DESCRIPTION	PART NUMBER	DESCRIPTION	
FAIRING	-	-	FACTORY INSTALLED	
SADDLEBAG	-	-	FACTORY INSTALLED	
FAIRING LOWER	76000984	Stage 1 Tour-Pak® / Air Cooled Lower Speakers	76000985	Stage 2 Tour-Pak / Air-Cooled Lower Speakers
	76000978	Air-Cooled Lower Speaker Installation Kit	76000978	Air-Cooled Lower Speaker Installation Kit
	Requires separate purchase of color-matched fairing lowers		Requires separate purchase of color-matched fairing lowers	
TOUR-PAK® <i>Luggage Carrier</i>	76000984	Stage 1 Tour-Pak / Air Cooled Lower Speakers	76000985	Stage 2 Tour-Pak / Air-Cooled Lower Speakers
	76000977	Tour-Pak Speaker Installation Kit	76000977	Tour-Pak Speaker Installation Kit
	Requires separate purchase of color-matched tour-pak/speaker pods		Requires separate purchase of color-matched tour-pak/speaker pods	
AMPLIFIER <i>Required for ALL speaker setups</i>	-	-	FACTORY INSTALLED	
SECONDARY AMPLIFIER <i>Required for 6-8 speaker setups only</i>	76000990	Amplifier 400W 4-channel - Secondary	76000990	Amplifier 400W 4-channel - Secondary
	76000975	Secondary Amplifier Installation Kit	76000975	Secondary Amplifier Installation Kit

CVO™ ROAD GLIDE® MODEL (‘21-‘22)

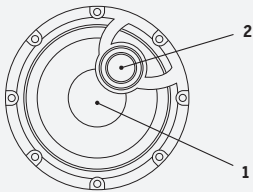
	STAGE 1		STAGE 2	
	PART NUMBER	DESCRIPTION	PART NUMBER	DESCRIPTION
FAIRING	-	-	-	FACTORY INSTALLED
SADDLEBAG	-	-	-	FACTORY INSTALLED
FAIRING LOWER	76000984	Stage 1 Tour-Pak / Air Cooled Lower Speakers	76000985	Stage 2 Tour-Pak / Air-Cooled Lower Speakers
	76000978	Air-Cooled Lower Speaker Installation Kit	76000978	Air-Cooled Lower Speaker Installation Kit
	Requires separate purchase of color-matched fairing lowers		Requires separate purchase of color-matched fairing lowers	
	Required removal of Fairing Spoilers		Required removal of Fairing Spoilers	
TOUR-PAK® <i>Luggage Carrier</i>	76000984	Stage 1 Tour-Pak / Air Cooled Lower Speakers	76000985	Stage 2 Tour-Pak / Air-Cooled Lower Speakers
	76000977	Tour-Pak Speaker Installation Kit	76000977	Tour-Pak Speaker Installation Kit
	Requires separate purchase of color-matched tour-pak/speaker pods		Requires separate purchase of color-matched tour-pak/speaker pods	
AMPLIFIER <i>Required for ALL speaker setups</i>	-	-	-	FACTORY INSTALLED
SECONDARY AMPLIFIER <i>Required for 6-8 speaker setups only</i>	76000990	Amplifier 400W 4-channel - Secondary	76000990	Amplifier 400W 4-channel - Secondary
	76000975	Secondary Amplifier Installation Kit	76000975	Secondary Amplifier Installation Kit

SELECT YOUR SYSTEM BOOM!™ AUDIO SYSTEMS—
STAGE I OR STAGE II

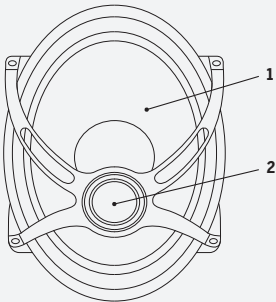
Your bike’s factory-equipped Boom!™ Box in-dash audio system and speakers are designed to provide enjoyable full-range sound quality, at a volume level you can hear on the open road. With the addition of Boom! Audio speakers and amplifiers you’ll get louder, ride-enhancing sound — thanks to increased frequency response, lower distortion and strong mid-range performance that cut through wind noise. Designed specifically for your ride, Boom! Audio equipment doesn’t just sound great — it’s engineered tough to withstand the harsh outdoor environment.

STAGE I

FOR QUALITY SOUND AND DEEP BASS



6.5" ROUND SPEAKER (BATWING® FAIRING SPEAKER SHOWN)



5" x 7" SADDLEBAG SPEAKER

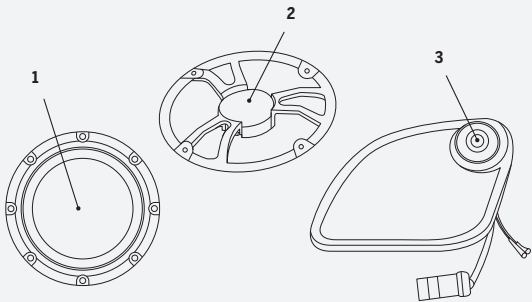
1 WOOFER 2 TWEETER

Boom! Audio Stage I systems achieve clear highs and deep bass for great sound quality. Single amplified, two-way 100-watt per channel speakers feature:

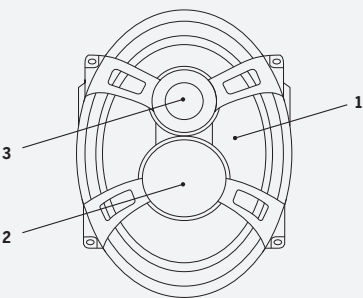
- A woofer and tweeter that deliver great-sounding low and high frequencies
- One 75-watt amplifier channel that powers each speaker

STAGE II

FOR THE PUREST SOUND EXPERIENCE



6.5" ROUND SPEAKER (ROAD GLIDE® FAIRING SPEAKER SHOWN)



5" x 7" SADDLEBAG SPEAKER

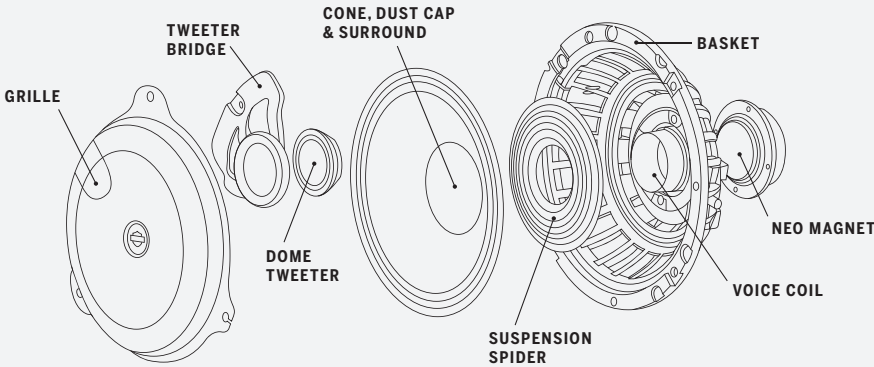
1 WOOFER 2 MID-FREQUENCY DRIVER 3 TWEETER

Boom! Audio Stage II systems achieve the highest quality and purest sound experience on the market with the deepest bass and clearest mids and highs. Bi-amplified, three-way 150-watt per channel speakers feature:

- A woofer, a midrange and a tweeter that deliver low, mid and high frequencies through the best driver design
- Two 75-watt amplifier channels that power each speaker – one powers the woofer and one powers the midrange/tweeter combo

STAGE I BOOM!™ AUDIO SYSTEMS

Boom!™ Audio Stage I systems take your sound to the next level. When compared to the factory-installed Original Equipment audio system, Boom! Audio Stage I speakers feature larger woofers for deeper bass and soft-dome tweeters for better balanced sound quality. Efficient Stage I speakers can be easily powered with the built-in amplifier in the factory-installed Boom Box Infotainment System, or with the addition of Boom!™ Audio amplifiers, the larger speakers can produce more volume at all frequencies. A custom EQ was developed for each configuration of speakers to get the most out of the Stage I system.



STAGE I BOOM!™ AUDIO – CUTS THROUGH ROAD NOISE TO DELIVER EVERY NOTE							
THE FIRST STEP – Add amplifier(s) and upgrade the factory speakers							
Street Glide® & Road Glide®				Electra Glide® & Road Glide® Ultra			
What Are My Options?	Speaker Locations	Sound Output	# of Speakers/ Amplifiers	What Are My Options?	Speaker Locations	Sound Output	# of Speakers/ Amplifiers
Upgrade Stock Speakers			2/1 150 watts	Upgrade Stock Speakers			4/1 300 watts
WANT MORE? HERE ARE YOUR OPTIONS.							
I RIDE SOLO 4-Speaker*			4/1 300 watts	I RIDE SOLO 6-Speaker*			6/2 450 watts
I RIDE TWO-UP 4-Speaker*			4/1 300 watts	I RIDE TWO-UP 6-Speaker*			6/2 450 watts
I RIDE SOLO & 2-UP 6-Speaker*			6/2 450 watts	THE ULTIMATE SYSTEM 8-Speaker*			8/2 600 watts
THE ULTIMATE SYSTEM 8-Speaker*			8/2 600 watts	● = Factory Speaker Locations ● = Additional Speaker Locations*			

522 AUDIO & GAUGES

Boom!™ Audio – Stage I

A. BOOM!™ AUDIO AMPLIFIER KIT

Take your music to the streets. Boom!™ Audio Amplifier Kits allow you to crank up the volume without distortion. The amplifier provides more power than Original Equipment radio alone, resulting in increased volume, fuller sound reproduction and reduced clipping. Unlike aftermarket amplifiers that connect between the radio and the speakers, the Boom! Audio amplifier bypasses the radio's internal power amp to produce the cleanest sound possible. The Boom! Audio Amplifier boosts the pure source signal, minimizing any distortion generated through the speaker output. The system-matched high-output signal features optimized sound equalization for crisp, clear vocals and maximum bass response and the strong midrange response cuts through wind and road noise. The marine grade, Class D, 4-channel, 75-watt RMS/channel amplifier (300-watt RMS total) has been designed from the ground-up for the harsh motorcycle environment. Fairing Mounted kit includes all mounting hardware and wiring harness. Note: The use of the Boom! Audio Amplifier turns off the radio's internal amplifier.

76000278A Fairing Mounted.
Fits '14-later Electra Glide®, Street Glide®, Ultra Limited® and Tri Glide® models equipped with a Boom! Box audio system. Dealer Digital Technician™ software update is required. Dealer installation is recommended. Separate purchase of Power Extension Harness P/N 69200921 is required if installed with Hidden AM/FM/WB Antenna P/N 76000862, Electra Glo™ Headlamp Trim Rings or Fairing Edge Lights.

76000523 Fairing Mounted.
Fits '15-later FLTRU, FLTRX and FLTRXS models. Original Equipment on '15-later CVO™ Road Glide® model. Dealer Digital Technician software update is required. Dealer installation is recommended. Separate purchase of Power Extension Harness P/N 69200921 is required if installed with Hidden AM/FM/WB Antenna P/N 76000862, Electra Glo Headlamp Trim Rings or Fairing Edge Lights.

B. BOOM! AUDIO STAGE I SPEAKER EXPANSION KIT

Add more Boom! to your bike. This kit permits the addition of a third or fourth pair of speakers to your Boom! Audio-equipped Touring bike. Choose a combination of Boom! Audio Fairing Lower Speakers and/or Rear Speaker Pods (sold separately) to build a sound system custom-designed to your audio demands. System also provides speaker fade capabilities between fairing and non-fairing mounted speakers for high-way riding, when it's needed most. Kit includes 75-watt/channel (300-watts total) saddlebag-mounted amplifier, amplifier cover, mounting bracket and the required installation hardware and wiring harness. NOTE: The use of the Boom! Audio Amplifier turns off the radio's internal amplifier.

Fits Touring models equipped with a Boom!™ Box audio system. Does not fit '22-later CVO models. Required to add a 3rd or 4th set of Boom!™ Audio Stage I speakers. '18-later FLHTKSE models requires separate purchase of Harness P/N 69201930. Dealer Digital Technician software update is required. Dealer installation is recommended. Not compatible with models equipped with Boom!™ Audio Stage II components.

76000748 Fits '17-later models.
76000280 Fits '14-'16 models.

Model Family Fitment:

V-ROD

SPORTSTER

DYNA

SOFTAIL

TOURING



A. BOOM! AUDIO AMPLIFIER



A. BOOM! AUDIO AMPLIFIER KIT – (76000278A SHOWN)



A. BOOM! AUDIO AMPLIFIER KIT – (76000523 SHOWN)



B. BOOM! AUDIO STAGE I SPEAKER EXPANSION KIT



C. BOOM! AUDIO STAGE I BAGGER AMP & SPEAKER KIT – ULTRA 4-SPEAKER KIT (76000959 SHOWN)



D. BOOM! AUDIO STAGE I BAGGER AMP & SPEAKER KIT – STREET GLIDE 2-SPEAKER KIT



D. BOOM! AUDIO STAGE I BAGGER AMP & SPEAKER KIT – ROAD GLIDE 2-SPEAKER KIT



E. TOUR-PAK REAR SPEAKER ENCLOSURE KIT

AUDIO & GAUGES 523

Boom!™ Audio – Stage I

BOOM!™ AUDIO STAGE I BAGGER AMP & SPEAKER KITS
Fill the air with sound from this Boom!™ Audio Boom Bagger Kit. Available to fit 2- and 4-speaker models, this complete audio kit provides the latest in Harley-Davidson® audio components. When installed, the increased power of the amplifier provides the speakers with a clean signal and a custom equalization is available to further optimize the performance of the Boom! Audio speaker system. Dealer Digital Technician™ software update is required. Dealer installation is recommended. Ensure maximum output of your audio system with the recommended High Output Charging System P/N 29900028A. Note: The use of the Boom! Audio Amplifier turns off the radio's internal amplifier. Installation of a third or fourth set of Stage I speakers requires the Boom! Audio Speaker Expansion Kit.

C. 4-SPEAKER ULTRA BOOM! BAGGER KIT

Kit includes Boom! Audio 6.5" fairing and rear speakers, Boom! Audio 4-channel fairing-mounted amplifier, amplifier mount and wiring harness.
76000959
Fits '16-later FLTRU models. Also fits '15-later FLTRX, '20-later FLTRK, '22-later FLTRXST and '15-'17 FLTRXS models equipped with King Tour-Pak® carrier and rear speaker pods. Dealer Digital Technician software update is required. Dealer installation recommended. Separate purchase of Power Extension Harness P/N 69200921 is required if installed with Hidden AM/FM/WB Antenna P/N 76000862.

D. 2-SPEAKER BOOM! BAGGER KIT

Kit includes Boom! Audio 6.5" fairing speakers, Boom! Audio 4-channel fairing-mounted amplifier, amplifier mount and wiring harness. Kit can easily be upgraded to a 4-speaker system with the addition of Saddlebag Lid Speakers, Fairing Lower Speakers or a Tour-Pak and Rear Speaker Enclosures.
76000960
Fits '14-later FLHT, FLHX, FLHXS and FLHXST models equipped with a Boom!™ Box audio system. Dealer installation is recommended. Separate purchase of Fairing Power Extension Harness P/N 69200921 is required if installed with Hidden AM/FM/WB Antenna P/N 76000862, Electra Glo™ Headlamp Trim Rings or Fairing Edge Lights. Original Equipment on '14-later FLHXS.

76000961
Fits '15-later FLTRX, FLTRXST and '15-'17 FLTRXS models. Dealer Digital Technician software update is required. Dealer installation is recommended. Separate purchase of Power Extension Harness P/N 69200921 is required if installed with Hidden AM/FM/WB Antenna P/N 76000862, Electra Glo Headlamp Trim or Fairing Edge Lights. Speakers are Original Equipment on '15-later FLTRXS.

E. TOUR-PAK® REAR SPEAKER ENCLOSURE KIT
Add concert-hall sound to your motorcycle. Tour-Pak® Rear Speaker Enclosures enable the installation of Boom!™ Audio 6.5" Rear Speakers on Street Glide® and Road Glide® models equipped with King Tour-Pak luggage. Enclosure Kit includes rear speaker pods and wiring harness for speaker hook-up. Boom! Audio Stage I Tour-Pak 6.5" Rear Speaker Kit P/N 76000318 or Stage II Kit P/N 76000526 sold separately.

76000505
Fits '14-later, FLHT, FLHX, FLHXS, FLTRX and FLTRXS models (except '24-later FLHX and FLTRX models) equipped with King Tour-Pak luggage and a Boom! Box audio system. Does not fit with Solo Tour-Pak Mounting Rack P/N 53000225.

Model Family Fitment:

V-ROD

SPORTSTER

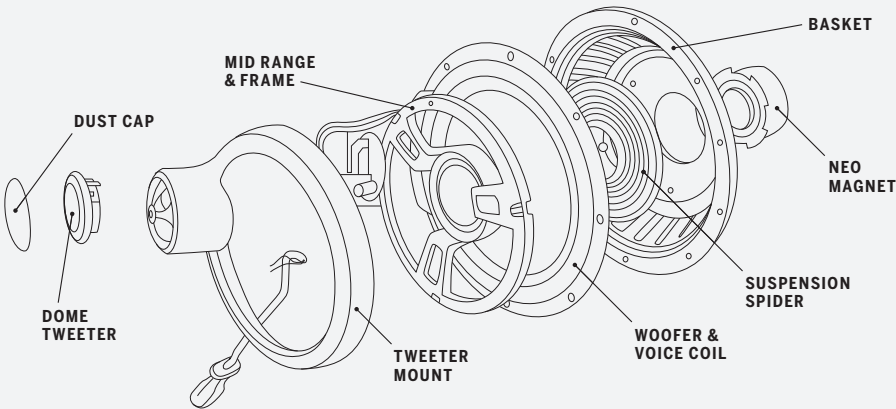
DYNA

SOFTAIL

TOURING

STAGE II BOOM!™ AUDIO SYSTEMS

Boom!™ Audio Stage II systems give you the very best motorcycle sound experience. Stage II systems are based on a bi-amplified, three-way speaker design. Each Stage II speaker features a separate woofer, midrange and tweeter element that allow frequencies to be delivered with the optimum driver design. Each speaker is powered by two channels from the amplifier — one for the woofer, and the second for the midrange/tweeter combination — for a total output of 150 watts/speaker. This doubling of the power allows you to play your music louder with far less distortion than traditional systems.



STAGE II BOOM!™ AUDIO – DELIVERS A PURE HIGH-POWERED CONCERT HALL EXPERIENCE							
THE FIRST STEP – Add amplifier(s) and upgrade the factory speakers							
Street Glide® & Road Glide®				Electra Glide® & Road Glide® Ultra			
What Are My Options?	Speaker Locations	Sound Output	# of Speakers/ Amplifiers	What Are My Options?	Speaker Locations	Sound Output	# of Speakers/ Amplifiers
Upgrade Stock Speakers			2/1 300 watts	Upgrade Stock Speakers			4/2 600 watts
WANT MORE? HERE ARE YOUR OPTIONS.							
I RIDE SOLO 4-Speaker*			4/2 600 watts	I RIDE SOLO 6-Speaker*			6/3 900 watts
I RIDE TWO-UP 4-Speaker*			4/2 600 watts	I RIDE TWO-UP 6-Speaker*			6/3 900 watts
I RIDE SOLO & 2-UP 6-Speaker*			6/3 900 watts	THE ULTIMATE SYSTEM 8-Speaker*			8/4 1200 watts
THE ULTIMATE SYSTEM 8-Speaker*			8/4 1200 watts	● = Factory Speaker Locations ● = Additional Speaker Locations*			

Boom!™ Audio Stage II Fitment Matrix

FLHX/FLHXS*

Fairing	Fairing Speakers	76000524A
	Fairing Amp w/ Mount	76000278A

Saddlebag	Saddlebag Lid Speakers	76000319B
	Saddlebag Speaker Amp	76000277B
	Saddlebag Lids – Left†	90200827
	Saddlebag Lids – Right†	90200826

Fairing Lower	Fairing Lower Speakers**	76000353A
	Fairing Lower Speaker Amp	76000277B
	Fairing Lower Speaker Boxes†	76000497

Tour-Pak	Tour-Pak® Speakers***	76000526A
	Tour-Pak Speaker Amp	76000277B
	Tour-Pak Speaker Pods	76000505

FLTRX/FLTRXS*

Fairing	Fairing Speakers	76000594A
	Fairing Amp w/ Mount	76000523

Saddlebag	Saddlebag Lid Speakers	76000319B
	Saddlebag Speaker Amp	76000277B
	Saddlebag Lids – Left†	90200827
	Saddlebag Lids – Right†	90200826

Fairing Lower	Fairing Lower Speakers**	76000353A
	Fairing Lower Speaker Amp	76000277B
	Fairing Lower Speaker Boxes†	76000497

Tour-Pak	Tour-Pak Speakers***	76000526A
	Tour-Pak Speaker Amp	76000277B
	Tour-Pak Speaker Pods	76000505

FLHTCUTG (Twin-Cooled™)*

Fairing & Tour-Pak	Fairing Speakers	76000524A
	Fairing Amp w/ Mount	76000278
	Tour-Pak Speakers	76000526A
	Tour-Pak Speaker Amp	76000277B

Body	Trike Body Speakers	76000526A
	Trike Body Speaker Amp	76000277B

NOTE: Boom!™ Audio Stage I and Boom! Audio Stage II components are not compatible.

FLHTCU/FLHTCUL (Air/Oil-Cooled Models)*

Fairing & Tour-Pak	Fairing Speakers	76000524A
	Fairing Amp w/ Mount	76000278A
	Tour-Pak Speakers	76000526A
	Tour-Pak Speaker Amp	76000277B

Fairing Lower	Fairing Lower Speakers	76000353A
	Fairing Lower Speaker Amp	76000277B
	Fairing Lower Speaker Boxes†	76000497

Saddlebag	Saddlebag Lid Speakers	76000319B
	Saddlebag Speaker Amp	76000277B
	Saddlebag Lids – Left†	90200827
	Saddlebag Lids – Right†	90200826

FLHTCU/FLHTCUL/FLHTK/FLHTKL (Twin-Cooled)*

Fairing & Tour-Pak	Fairing Speakers	76000524A
	Fairing Amp w/ Mount	76000278A
	Tour-Pak Speakers	76000526A
	Tour-Pak Speaker Amp	76000277B

Fairing Lower	Fairing Lower Speakers	76000660
	Fairing Lower Speaker Amp	76000277B

Saddlebag	Saddlebag Lid Speakers	76000319B
	Saddlebag Speaker Amp	76000277B
	Saddlebag Lids – Left†	90200827
	Saddlebag Lids – Right†	90200826

FLTRU (Twin-Cooled)*

Fairing & Tour-Pak	Fairing Speakers	76000594A
	Fairing Amp w/ Mount	76000523
	Tour-Pak Speakers	76000526A
	Tour-Pak Speaker Amp	76000277B

Fairing Lower	Fairing Lower Speakers	76000660
	Fairing Lower Speaker Amp	76000277B

Saddlebag	Saddlebag Lid Speakers	76000319B
	Saddlebag Speaker Amp	76000277B
	Saddlebag Lids – Left†	90200827
	Saddlebag Lids – Right†	90200826

'14-'17 FLHXSE (Twin-Cooled™ Models)*

Fairing Lower	Fairing Lower Speakers	76000660
	Fairing Lower Speaker Amp	76000277B
	Installation Kit	76000734

Tour-Pak	Tour-Pak Speakers***	76000526A
	Tour-Pak Speaker Amp	76000277B
	Tour-Pak Speaker Pods	76000505
	Audio Input Harness – '15-'16	69201477

'18 FLTRXSE/FLTRXSE (Air/Oil-Cooled)

Tour-Pak	Tour-Pak Speakers	76000526A
	Tour-Pak Speaker Amp	76000277B
	Tour-Pak Speaker Pods	76000505

FLHTKSE (Twin-Cooled)*

Fairing & Tour-Pak	Fairing Speakers	76000524A
	Tour-Pak Speakers	76000526A
	Tour-Pak Speaker Amp	76000277B
	Interconnect Harness – '14-'17	69200714
	Interconnect Harness – '17-later	69201930
	Jumper Harness	69200489

Saddlebag	Saddlebag Lid Speakers	76000319B
	Saddlebag Speaker Amp	76000277B
	Saddlebag Lids – Left†	90200827
	Saddlebag Lids – Right†	90200826
	Saddlebag Handle Kit	90201116

FLTRUSE (Twin-Cooled)*

Fairing & Tour-Pak	Fairing Speakers	76000594A
	Tour-Pak Speakers	76000526A
	Tour-Pak Speaker Amp	76000277B
	Interconnect Harness	69200714
	Jumper Harness	69200489

Saddlebag	Saddlebag Lid Speakers	76000319B
	Saddlebag Speaker Amp	76000277B
	Saddlebag Lids – Left†	90200827
	Saddlebag Lids – Right†	90200826
	Saddlebag Handle Kit	90201116

* '14-'16 models with 6- and 8-Speaker Systems require installation of High Output Charging System P/N 29900028A.

** Requires separate purchase of Vented Fairing Lower.

*** Requires separate purchase of King Tour-Pak® and Rigid Tour-Pak Mounting Rack.

† Denotes color-matched product.

526 AUDIO & GAUGES

Boom!™ Audio – Stage II

BOOM!™ AUDIO STAGE II COMPONENTS*
Headline your own concert tour. Big and bold is the best way to describe the musical performance you will experience when listening to your favorite band through a Boom!™ Audio Stage II sound system. The weather-proof bi-amplified, three-way, 150-watt per channel speakers feature high-excursion woofers and separate mid- and high-frequency drivers. An industry-leading driver design utilizing premium materials to deliver increased accuracy, durability, and responsiveness. Powered by a dedicated 300-watt RMS amplifier, each pair of speakers is capable of producing “filling-rattling” volume. Designed to work seamlessly with the factory installed Boom! Audio infotainment head unit, the Boom! Stage II components are system matched and feature custom-tuned static and dynamic equalization that dial in the ideal setup for your ride. And you can choose how far you want to go. From a single pair of fairing-mounted speakers and a 300-watt amp to a full bore 8-speaker, 4-amp, 1200-watt system, we’ve got you covered.

A. BOOM! AUDIO AMPLIFIER KIT

Take your music to the streets. Boom! Audio Amplifier Kits allow you to crank up the volume with significantly less distortion. The amplifier provides more power than Original Equipment radio alone, resulting in increased volume, fuller sound reproduction and reduced clipping. Unlike aftermarket amplifiers that connect between the radio and the speakers, the Boom! Audio amplifier bypasses the radio’s internal power amp to produce the cleanest sound possible. The Boom! Audio Amplifier boosts the pure source signal, minimizing any distortion generated through the speaker output. The system-matched high-output signal features optimized sound equalization for crisp, clear vocals and maximum bass response and the strong midrange response cuts through wind and road noise. The marine-grade, Class D, 4-channel, 75-watts RMS/channel amplifier (300-watt RMS total) has been designed from the ground-up for the harsh motorcycle environment. Fairing-Mounted kit includes all mounting hardware and wiring harness. Note: The use of the Boom! Audio Amplifier turns off the radio’s internal amplifier.

76000278A Fairing Mounted.
Fits '14-later Electra Glide®, Street Glide®, Ultra Limited® and Tri Glide® models equipped with a Boom! Box audio system. Does not fit '22-later CVO™ models. Dealer Digital Technician™ software update is required. Dealer installation is recommended. Separate purchase of Power Extension Harness P/N 69200921 is required if installed with Hidden AM/FM/WB Antenna P/N 76000862, Electra Glo™ Headlamp Trim Rings or Fairing Edge Lights.

76000523 Fairing Mounted.
Fits '15-later FLTRU, FLTRX and FLTRXS models. Original Equipment on '15-'20 CVO™ Road Glide® model. Dealer Digital Technician software update is required. Does not fit '22-later CVO models. Dealer installation is recommended. Separate purchase of Power Extension Harness P/N 69200921 is required if installed with Hidden AM/FM/ WB Antenna P/N 76000862, Electra Glo Headlamp Trim Rings or Fairing Edge Lights.

76000277B Amplifier only.
Fits '14-later Touring and Tri Glide® models equipped with a Boom!™ Box audio system. Does not fit '22-later CVO models. Required to add a 2nd, 3rd or 4th set of speakers. Dealer Digital Technician software update is required. Dealer installation is recommended.


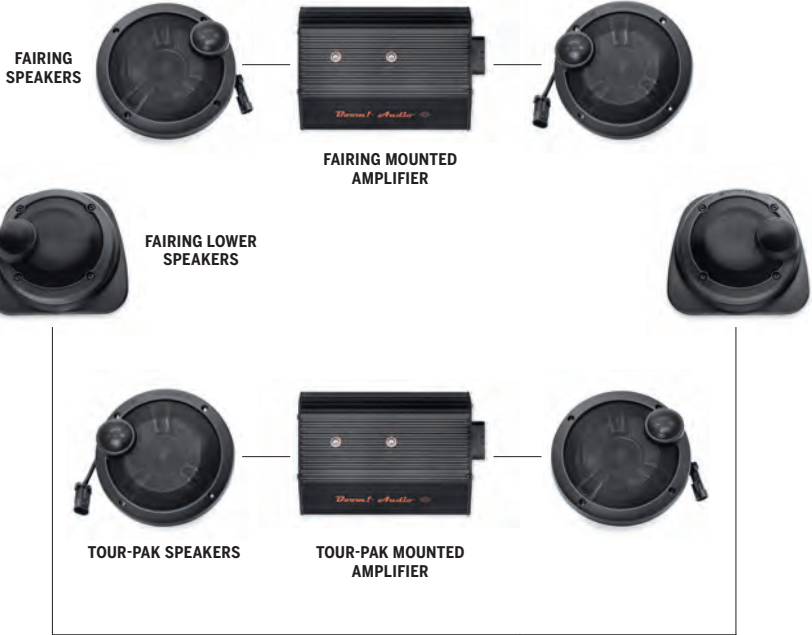
- Model Family Fitment:
- V-ROD

SPORTSTER

DYNA

SOFTAIL

TOURING



BOOM! AUDIO – STAGE II COMPONENTS



A. BOOM! AUDIO AMPLIFIER KIT – (76000278A SHOWN)



A. BOOM! AUDIO AMPLIFIER KIT – (76000523 SHOWN)



B. BOOM! BOX GTS RADIO KIT



C. BOOM! BOX 6.5GT RADIO KIT

AUDIO & GAUGES 527

Boom!™ Audio – '14-later Touring

B. BOOM!™ BOX GTS RADIO KIT

Equipped with a lightning-fast processor for quick start-up and route calculation and with even more memory than previous Boom! Infotainment Systems, the new Boom!™ Box GTS Infotainment System is an evolved interface experience. Available for riders of select Touring model motorcycles, the Boom! Box GTS Radio offers a contemporary look and feel while offering the latest mobile devices and tablet functionality but with durability and features designed specifically for motorcycling. Every element has been optimized to enhance the rider’s interaction with the motorcycle and connectivity with the world to ultimately improve the Touring experience. The entire GTS system can be managed from the motorcycle hand controls. It’s 6.5" GTS touchscreen is the same size as the 6.5 GT screen but all mechanical buttons and the plastic bezel are eliminated, providing a flat screen. The durable touchscreen glass performs even when used with touch-screen gloves and offers the lowest reflectivity available with minimal sun washout for exceptional visibility in all situations.

76000829A Batwing Fairing.
Fits '19-later FLHTCU, FLHTCUTG, FLHTK, and FLHX (except 24-later FLHX) models with a 4.3 Boom! Box Radio. Also fits '14-'18 FLHTCU, FLHTCUL, FLHTK, FLHTKL, FLHTKSE, FLHX, FLHXS, FLHXSE and FLHTCUTG, models with separate purchase of USB Connector P/N 69200031A. Also fits '19-later Electra Glide® Standard models with separate purchase of appropriate Hand Controls, Wiring, and Antenna.

76000834A Road Glide® Fairing.
Fits '19-later Road Glide models with a 4.3 Boom! Box Radio. Also fits '15-'18 Road Glide models with separate purchase of USB Connector P/N 76000374A. Does not fit '23-later FLTRXSE and '24-later FLTRX and FLTRXSTSE models.

C. BOOM! BOX 6.5GT RADIO KIT

The Boom! Box 6.5 GT Infotainment System is the ideal upgrade for Touring models equipped with the standard Boom! Box 4.3 radio. One look at the brilliant 6.5" display and you know that this is something special. Boom! Box 6.5GT features a low-distortion 25-watt/channel amplifier that has been optimized for great sound in an open-air environment. The result is cleaner, sharper sound at volumes up to 25% louder than previous Original Equipment radios. Built-in automatic volume control compensates for the increased noise levels as speed increases and automatically adjusts the bass and treble for optimal performance.

The feature-packed radio is factory-equipped with AM/FM radio, weather alert, integrated iPod® and USB audio device playback, map-based GPS navigation and Bluetooth® pairing of mobile phones. The 6.5GT features can be accessed via the glove-friendly touchscreen, joystick hand controls or with hands-free voice recognition. And it doesn't stop there. Optional Bike-to-Bike communication, SiriusXM® satellite radio, XM weather and traffic services and other features are also available.

For a complete rundown of the entire list of Boom! Box 6.5GT features, visit www.H-D.com/infotainment

Fits '14-'18 Touring models with the Boom! Box 4.3 audio system. Also fits '19-later Electra Glide Standard models with separate purchase of appropriate Hand Controls, Wiring and Antenna.

76000512	Europe.
76000232C	Rest of the world.

BOOM!™ BOX SOFTWARE UPDATE CENTER
Get the latest software for your Boom!™ Box Infotainment System here. Each highly recommended update improves the quality of the system, keeping it running at maximum effectiveness. Start by logging on to www.H-D.com/infotainment

Simply review the list, select your infotainment model number, download the file to a USB memory stick. Then insert it in your Boom! Box Infotainment System’s USB port and follow the onscreen instructions to update your system.

- Model Family Fitment:
- V-ROD

SPORTSTER

DYNA

SOFTAIL

TOURING

528 AUDIO & GAUGES

Connected Services

A. HARLEY-DAVIDSON® EMBEDDED NAVIGATION
Digital license for activation of Skyline™ OS Embedded Navigation function using on-board Wi-Fi, allowing the motorcycle to communicate to the Cloud to obtain the key to unlock the NAV feature. The license activates Skyline™ OS Embedded Navigation features and includes Embedded Navigation Cloud updates* of mapping, traffic and weather. Please see www.H-D.com/Nav for full Terms & Conditions.

76100034
Fits Domestic '24 FLHX and FLTRX models. Factory equipped on '23-later FLHXSE and FLTRXSE and '24-later FLTRXSTSE models.

B. SIRIUSXM® SATELLITE RADIO KIT
Don't lose the radio reception in the middle of your favorite song. SiriusXM® Satellite Radio is one of the most popular add-ons for Touring models, and it allows you to listen to the same channel as you cross the country. With over 200 digital channels, you'll always find a program that satisfies your taste for music, news, entertainment and sports. The module also provides a 25% increase in data transfer bandwidth to support weather, traffic and future data services. Your radio display provides information regarding artist name, song title and channel information so you will always know what program you are listening to. Channel presets allow you to quickly access your favorite programming. Activation and monthly subscription service required with additional fee.

76000842
Fits '19-later Touring (except '23-later FLHXSE, FLTRXSE and '24-later FLHX, FLTRX and FLTRXSTSE) and Tri-Glide® models equipped with a Boom!™ Box GTS infotainment system.

76000351
Fits '14-'18 Touring and Tri Glide models equipped with Boom!™ Box 6.5GT audio system.

C. MUSIC AND COMMUNICATIONS KIT
Add rider headphone access to music and helmet microphone activation of voice recognition and hands-free phone features of the Boom! Box Radio. Plug-in wiring harness allows rider to connect a standard 7-pin DIN communications headset to the radio to maximize the use of the infotainment system's convenience features. Discrete tank port accepts 7-pin plugs for rider. Works with Boom! Audio full- and half-helmet music and communication headsets. Kit includes wiring harness, rider plug-in ports, weatherproof under-seat port cover and all necessary mounting hardware.

69200865
Fits '14-later FLHT, FLHX, FLHXS, FLHXST and '15-later FLTRX, FLTRXS and FLTRXST models (except models set up for wireless headsets, '23-later FLHXSE and FLTRXSE, and '24-later FLHX and FLTRX).). Dealer Digital Technician™ software update is required.

Model Family Fitment:

V-ROD

SPORTSTER

DYNA

SOFTAIL

TOURING



A. HARLEY-DAVIDSON EMBEDDED NAVIGATION



B. SIRIUSXM SATELLITE RADIO KIT (76000842 SHOWN)



B. SIRIUSXM SATELLITE RADIO KIT (76000351 SHOWN)



C. MUSIC AND COMMUNICATIONS KIT

AUDIO & GAUGES 529

WIRELESS HEADSET COMMUNICATIONS



PRODUCT	PACKTALK EDGE	FREECOM 4x	FREECOM 2x
INTERCOM			
Bluetooth®	5.2	5.2	5.2
Dynamic Mesh Communication	✓	✗	✗
Live Intercom	✓	✓	✓
Number of Riders	1-15	1- 4	1-2
Cross-Brand Connectivity	✓	✓	✓
Private Chat	✓	✗	✗
OPERATION			
Sound by JBL	✓	✓	✓
Natural Voice Operation	✓	✓	✗
Control Wheel	✓	✓	✓
Music sharing	✓	✓	✓
Voice Call Answering (VOX)	✓	✓	✓
Control Via Cardo Connect App	✓	✓	✓
Automatic Volume Control	✓	✓	✓
Speed Dial (programmable)	✓	✓	✓
Spoken Status Announcement	✓	✓	✓
CONNECTIVITY			
Phone/GPS/TFT	✓	✓	✓
2 Devices in Parallel	✓	✓	✓
Parallel Audio Streaming	✓	✓	✓
Built-in FM Radio	✓	✓	✓
Cardo Connect App	✓	✓	✓
Over-The-Air Software Updates	✓	✓	✓
GENERAL			
Waterproof	✓ IP67	✓	✓
Air Mount	✓	✗	✗
Included Speakers	40mm JBL	40mm JBL	40mm JBL
Rockford Fosgate Helmet Speaker Compatibility	76001137	76001137	76001137
Half-Helmet Kit Compatibility	76001386	76001371	76001371
Interchangeable Microphones	Hybrid & Corded	Hybrid & Corded	Hybrid & Corded
Bike to Bike Range (km/mi)	Up to 1.6km / 1mi	Up to 1.2km / 0.75mi	Up to 800m / 0.5mi
Overall Range (Between first and last rider in a large group)	Up to 8km / 5.0mi	Up to 3.6km / 2.2mi	Up to 800m / 0.5mi
Battery Talk Time	13 hrs. Fast Charge	13 hrs. Fast Charge	13 hrs. Fast Charge
Charge While Riding	✓	✓	✓
USB type C	✓	✓	✓
Warranty	3 Years	2 Years	2 Years

530 AUDIO & GAUGES

Bluetooth Products

A. HARLEY-DAVIDSON® FREECOM 4X

Developed in partnership with Cardo, the leader in wireless communication systems, the Harley-Davidson® Freecom 4x headset provides premium features in a slim and compact design with the ability to connect up to 4 riders at a range of 0.75 miles and to use voice commands (Natural Voice Operation). This full-feature unit offers Live Intercom with auto-reconnect, Over-the-Air software updates, a USB type-C charging connector and the latest Bluetooth® 5.2 technology. 40mm JBL speakers provide exceptionally clear and loud audio for reliable communication and crisp music reproduction. The Freecom 4x supports intercom communication for up to 4 riders (Range: 0.75 miles/ 1.2km). Bluetooth® 5.2 pairs with any other Bluetooth intercom headset plus auto-reconnect. Features H-D Exclusives: VOX “Voice-Operated Exchange” functionality between the rider and passenger, H-D® headsets leverage A2DP protocol to provide superior wide band communication for improved call quality and enhanced Voice Recognition (VR) experience, and integrated vehicle volume control with headset control. Features JBL 40mm stereo speakers for excellent audio quality and two Bluetooth channels to connect with mobile phone or GPS devices. Phone features include make/receive/reject calls, speed dial, and conference call with intercom. It is waterproof for all-weather riding. Over-the-Air software updates do not require a cable. Automatic Volume Control can automatically adjust your volume level based on ambient noise. The Freecom 4x has an easy-to-use control wheel. Up to 13 hours talk-time and 10 days stand-by charge, with charging time up to 2 hours for full charge; Fast Charging for 2 hours of talk after 20 minutes. With multilingual status announcements and FM radio with RDS and six station memory. The Cardo Connect App is compatible with iOS and Android.

76001366
Fits most Harley-Davidson® full face and 3/4 helmets. Also compatible with half helmets with separate purchase(s) of Freecom Line Half Helmet Kit P/N 76001371.

76001373 Dual Pack.
Fits most Harley-Davidson full face and 3/4 helmets. Also compatible with half helmets with separate purchase(s) of Freecom Line Half Helmet Kit P/N 76001371.

- Model Family Fitment:
- V-ROD

SPORTSTER

DYNA

SOFTAIL

TOURING



A. HARLEY-DAVIDSON FREECOM 4X



B. HARLEY-DAVIDSON FREECOM 2X



A. HARLEY-DAVIDSON FREECOM 4X



B. HARLEY-DAVIDSON FREECOM 2X

AUDIO & GAUGES 531

Bluetooth Products

B. HARLEY-DAVIDSON® FREECOM 2X

Developed in partnership with Cardo, the leader in wireless communication systems, the Harley-Davidson® Freecom 2x headset features 40mm JBL speakers for outstanding sound quality and the latest Bluetooth® 5.2 connection technology. The over-the-air software updates allow you to use the Cardo Connect App to download and install the latest software directly to your Freecom 2x, no cables needed. The Freecom 2x will keep you connected to your passenger or another rider and enhance the experience of any ride. The Freecom 2x supports intercom communication between a passenger and the rider, or rider to rider with a range of 0.5 miles/800m. Bluetooth® 5.2 pairs with any other Bluetooth intercom headset plus auto-reconnect. Features H-D Exclusives: VOX “Voice-Operated Exchange” functionality between the rider and passenger, H-D® headsets leverage A2DP protocol to provide superior wide band communication for improved call quality and enhanced Voice Recognition (VR) experience, and Integrated vehicle volume control with headset control. Features JBL 40mm stereo speakers for excellent audio quality and two Bluetooth channels to connect with mobile phone or GPS devices. Phone features include make/receive/reject calls, speed dial, and conference call with intercom. It is waterproof for all-weather riding. Over-the-Air software updates do not require a cable. Automatic Volume Control can automatically adjust your volume level based on ambient noise. Natural Voice Operation allows for “hey Cardo” functionality instead of using buttons. The Freecom 2x has an easy-to-use control wheel. Up to 13 hours talk-time and 10 days stand-by charge, with charging time up to 2 hours for full charge and Fast Charging for 2 hours of talk after 20-minute charge. Includes a USB type-C charging connection and FM radio with RDS. The Cardo Connect App is compatible with iOS and Android.

76001365
Fits most Harley-Davidson® full face and 3/4 helmets. Also compatible with half helmets with separate purchase(s) of Freedom Line Half Helmet Kit P/N 76001371.

- Model Family Fitment:
- V-ROD

SPORTSTER

DYNA

SOFTAIL

TOURING

532 AUDIO & GAUGES

Bluetooth Products

A. HARLEY-DAVIDSON® PACKTALK EDGE

Developed in partnership with Cardo, the leader in wireless communication systems, the Harley-Davidson® Packtalk Edge premium headset features the latest generation of Cardo DMC (Dynamic Mesh Communication). With a one-mile (1.6km) rider-to-rider range and a DMC group range of up to five miles (8km), keeping the conversation going has never been easier or clearer. The universal Bluetooth® 5.2 intercom allows you to pair with any other Bluetooth intercom headset and the auto-reconnect ensures you don't have to manually re-pair if you ride out of range from your group. The magnetic Air Mount system provides simple, easy, and secure magnetic mounting from the Packtalk Edge unit to the mount on your helmet. The over-the-air software updates allow you to use the Cardo Connect App to download and install the latest software directly to your Packtalk Edge, no cables needed. The headset is waterproof and will not be damaged in the rain and features 40mm JBL speakers.

The Harley-Davidson Packtalk Edge features second-generation Dynamic Mesh Communication (DMC) with unparalleled intercom sound quality, easy pairing and robust performance. Rider-to-rider range of up to 1 mile / 1.6km and DMC group range of up to 5 miles / 8km. H-D Exclusives: VOX "Voice-Operated Exchange" functionality between the rider and passenger, H-D® headsets that leverage A2DP protocol to provide superior wide band communication for improved call quality and enhanced Voice Recognition (VR) experience, and integrated vehicle volume control with headset control. Features JBL 40mm stereo speakers for excellent audio quality. Harley-Davidson® Audio powered by Rockford Fosgate® Stage I Speakers P/N 76001137 (sold separately) and custom tune are available for even more low-end bass with exceptional sound quality. Bluetooth® 5.2 pairs with any other Bluetooth intercom headset plus auto-reconnect and HD Live Bluetooth® intercom. Features two Bluetooth channels to connect with mobile phone or GPS devices and a waterproof headset for all-weather riding. Over-the-Air software updates do not require a cable. The Air Mount system provides simple, easy and secure magnetic mounting from your Packtalk Edge to the mount kit on your helmet. Natural Voice Operation allows for "hey Cardo" functionality instead of using buttons. Automatic Volume Control can automatically adjust your volume level based on ambient noise. The Packtalk Edge features a unique roller-wheel interface and control panel for intuitive operation. Up to 13 hours talk-time and 10 days stand-by charge, with charging time up to 2 hours for full charge and Fast Charging for 2 hours of talk after 20-minute charge. With multilingual status announcements and FM radio with RDS and six station memory. The Cardo Connect App is compatible with iOS and Android.

76001367
Fits most Harley-Davidson® full face and 3/4 helmets. Also compatible with half helmets with separate purchase of Packtalk Edge/Line Half Helmet Kit P/N 76001386.

76001372
Fits most Harley-Davidson full face and 3/4 helmets. Also compatible with half helmets with separate purchase(s) of Packtalk Edge Line Half Helmet Kit P/N 76001386.

Model Family Fitment:

- V-ROD
- SPORTSTER
- DYNA
- SOFTAIL
- TOURING



A. HARLEY-DAVIDSON PACKTALK EDGE



A. HARLEY-DAVIDSON PACKTALK EDGE



B. PACKTALK EDGE LINE HALF HELMET KIT



C. FREECOM LINE HALF HELMET KIT

AUDIO & GAUGES 533

Bluetooth Products

B. PACKTALK EDGE LINE HALF HELMET KIT

The Packtalk Edge Half Helmet Kit gives riders an extra-long boom mic and allows you to mount your Harley-Davidson® Packtalk Edge headset to a half helmet. The kit includes a flexible extra-long boom microphone. It is suitable for all half helmets, features easy installation, and is compatible with the Packtalk Edge. Includes mic, cradle/mount and mounting hardware. Communicator unit and speakers are not included.

76001386
Fits most Harley-Davidson® half helmets.

C. FREECOM LINE HALF HELMET KIT

The Freecom Half Helmet Mount Kit gives riders an extra-long boom mic to better suit a wide variety of riding scenarios and helmet types. The added boom length makes adding a Harley-Davidson Freecom 2x or Freecom 4x communicator more effective on half helmets. Bluetooth cradle and boom mic for Harley-Davidson® Freecom 2x and Freecom 4x communicators. The extra-long boom mic is designed for half helmets and other helmets with less than 3/4 coverage. Perfect for helmets that force the Bluetooth communicator pod farther away from the user's mouth. Includes mic, cradle/mount and mounting hardware. Communicator unit and speakers are not included.

76001371
Fits most Harley-Davidson half helmets.

Model Family Fitment:

- V-ROD
- SPORTSTER
- DYNA
- SOFTAIL
- TOURING

534 AUDIO & GAUGES

Headsets

A. WIRELESS HEADSET INTERFACE MODULE

It's time to cut the cord with your bike. Now available for '14-later Touring and Trike models equipped with Boom!™ Audio 6.5GT and GTS Radios, this Wireless Headset Interface Module (WHIM) lets you communicate with your bike without being wired to it. The WHIM Bluetooth® adapter permits wireless connectivity to the 6.5GT infotainment system, allowing you to communicate via CB radio, hear turn-by-turn GPS directions, listen to your favorite radio stations and so much more all through your Bluetooth-enabled headset.

Bluetooth® Wireless Technology
Wireless interface permits full access to the Infotainment features without the hassle of being connected to the bike. You have full freedom of movement for turning your head and getting off the bike at fuel stops.

Integrated Into the 6.5GT and GTS Radio
Seamlessly use all wired headset functionality (CB, Phone, Intercom, Navigation, Radio) without the compromises of aftermarket systems, and configure your Boom! Audio 20S headset directly from the radio controls.

Superior Audio Quality
Harley-Davidson® headsets feature proprietary software that delivers superior audio quality with stereo output compared to non-Harley™ headsets, which provide a mono sound output.

Dual Headset Connectivity
Two Bluetooth-enabled headsets can be connected to one WHIM, simplifying installation and keeping costs in line.

Integrated Behind the Fairing
Module mounts behind the fairing and connects directly to the radio, eliminating external wires and connections to console and Tour-Pak® communication ports.

Compatible with H-D® Wireless Headsets
Current H-D® wireless headsets are completely compatible. No need to purchase new headsets to use the WHIM system. Harley headset volume can be adjusted from the motorcycle hand controls.

Impact of Retrofit on Wired Microphone Functionality
Upon installation of the WHIM, your motorcycle's wired microphone functionality will no longer be available. However, wired audio will continue to function as before.

76000768
Fits '14-later Touring (except '23-later FLHXSE, FLTRXSE and '24-later FLHX, FLTRX and FLTRXSTSE) and Trike models equipped with a Boom! Box 6.5GT or Boom! Box GTS audio system. '14-'17 models require the separate purchase of Wireless Headset Interface Module Harness P/N 69201726. Installation on models may result in reduced satellite radio reception. Dealer Digital Technician™ software update is required. Dealer installation is recommended.

Also available:
WIRELESS HEADSET INTERFACE MODULE HARNESS
Required for installation of Wireless Headset Interface Module on '14-'17 Touring and Trike models.

69201726
Fits '14-'17 Touring and Trike models equipped with a Boom! Box 6.5GT audio system and Wireless Headset Interface Module P/N 76000768. Installation on vehicles with satellite radio may interfere with satellite radio or wireless headset performance.


B. HARLEY-DAVIDSON® AUDIO POWERED BY ROCKFORD FOSGATE® - STAGE I SPEAKERS FOR WIRELESS HEADSETS

These in-helmet speakers were designed in collaboration with the audio experts at Rockford Fosgate® to deliver increased frequency response and reduced total harmonic distortion for superior bass and clarity when compared to previous generation Boom! Bluetooth Communication speakers. Easy installation as a replacement for speakers in Harley-Davidson® Boom!™ Audio 30k and 20S Bluetooth® Helmet Headsets. Ideal fitment inside helmets designed with speaker cut-outs. To ensure the best sound from your Harley-Davidson Audio powered by Rockford Fosgate Bluetooth Headset Stage I Speakers, update the firmware in the headset to the latest Rockford Fosgate speaker equipped version. Visit H-D.com for details.

76001137
Fits Harley-Davidson® Packtalk Edge and Freecom Headsets and Boom! Audio 30K and 20S Evo Bluetooth Helmet Headsets Requires firmware update to Boom! Audio Bluetooth headset to enable Harley-Davidson® Audio speaker tuning.



A. WIRELESS HEADSET INTERFACE MODULE



B. HARLEY-DAVIDSON AUDIO POWERED BY ROCKFORD FOSGATE – STAGE I SPEAKERS FOR WIRELESS HEADSETS

AUDIO & GAUGES 535

Headsets

B. HARLEY-DAVIDSON® AUDIO 50C BLUETOOTH® HEADSET WITH CAMERA

The Harley-Davidson® Audio 50C Bluetooth Headset adds a built-in 4K camera to Harley-Davidson's flagship wireless headset. Engineered to simplify and extend wireless communication, this headset is also equipped with Harley-Davidson® Audio powered by Rockford Fosgate® Stage I Speakers for Wireless Headsets for outstanding audio. The 50C Headset comes with 2 modules (1 Bluetooth 5 and 1 Mesh 2.0) and offers an exceptional integrated experience when paired to your bike's Boom!™ Box infotainment system via the Wireless Headset Interface Module (WHIM), sold separately. When paired with the WHIM, you can enjoy full stereo sound, use the bike's infotainment screen to configure your headset, and leverage the existing hand controls to ensure safe and controlled riding as you move effortlessly through music, phone, GPS and push-to-talk intercom conversations. This headset is also compatible with Apple CarPlay and android Auto through a Boom! Box GTS Radio, with voice-activated digital assistant access ("Hey Google"/"Hey Siri"). Without the WHIM, you can control your 50C through available hands-free voice commands or the glove friendly jog dial menu navigation. And, if you prefer to use earbuds, there is an available earbud port in the base. Kit includes headset, mics and all necessary installation hardware.

Built-in camera offers 4K video recording and 12MP camera capability for outstanding image quality when recording on- or off-road adventures. Harley-Davidson® Audio powered by Rockford Fosgate® - Stage I Speakers for Wireless Headsets speakers provide the ultimate in motorcycle audio performance with rich bass and clarity at any volume. 30% faster rapid charging when compared to previous generation headsets. Automatic firmware updates via the included WiFi Adapter. Ambient Mode: Option to hear regular road and surrounding noises. Advanced Noise Control: Ambient noise cancellation for incoming and outgoing audio. Audio Boost: Automatic volume boost to counteract ambient noise. Electronic Image Stabilization within 1080P (60fps & 30fps). External Memory: MicroSD card (U3 or higher) up to 128 GB (not included). FM Radio: 10 preset station memory integrated FM radio. Audio plays from both speakers for all functions. Mesh Intercom Network: Ability to wirelessly communicate with other riders without pairing. Up to 16-way intercom (private mode) / Virtually limitless within 1 mi/1.6 Km (Open Mesh – 9 channels). Bluetooth Intercom: Ability to wirelessly communicate with other riders (up to 4-way intercom). Audio Multitasking: Simultaneous operation of multiple audio functions. Mesh Talk Time: up to 12 hours. Charge Time: fully charged in only an hour; provides up to 9 hours of Mesh intercom talk time or 22 hours of Bluetooth intercom talk time. Bluetooth Intercom Distance: up to 1.2 miles/2 Km under optimal conditions.

76001180 Single Headset.
Fits most Harley-Davidson® full and 3/4 helmets. Bluetooth headset is compatible with Harley-Davidson Original Equipment 6.5GT Boom! Box and Boom! Box GTS radio when equipped with Wireless Headset Interface Module P/N 76000768.



B. HARLEY-DAVIDSON AUDIO 50C BLUETOOTH HEADSET



B. HARLEY-DAVIDSON AUDIO 50C BLUETOOTH HEADSET

Model Family Fitment:

V-ROD	SPORTSTER	DYNA
SOFTAIL	TOURING	

536 AUDIO & GAUGES

Phone Mounts

HARLEY-DAVIDSON® UNIVERSAL PHONE CARRIER

- This phone mount system is certified by Harley-Davidson to withstand the same testing endured by all of our motorcycle accessories, including UV exposure, adhesion pull-off testing, vibration and latch cycle testing, and even aerodynamic loads. Harley has over-engineered this mount to ensuring your phone stays connected to the bike.
- Rugged construction - CNC-machined from 6063 aluminum to be lightweight and durable.
 - Easy installation with choice of handlebar or clutch mount.
 - No custom case required - Adhesive mount attachment point can be attached to most cell phone cases. Simply clean the phone case surface and verify a good adhesive bond strength between phone case and universal interface
 - Rotates for vertical or horizontal viewing.
 - Will hold almost any smart phone on the market.

A. UNIVERSAL PHONE CARRIER + CLUTCH MOUNT

Fits '20-later ELW, '02-'17 VRSC™, '21-later RA1250, RA1250S and RH1250S, '15-'20 XG, '04-'22 XL (except XL88N, XL1200NS, and XL1200N), '08-'13 XR, '06-'17 Dyna® (except FXDB), '00-later Softail®, '09-later Touring (except '09-'13 FLHTCUSE and '14-'16 FLHTKSE), and '09-later Trike.

76001071	Black.
76001339	Chrome.

B. UNIVERSAL PHONE CARRIER + HANDLEBAR MOUNT

Includes three shims to mount securely to 0.875" to 1.250" diameter handlebar.

Fits '20-later ELW, '02-'17 VRSC™, '21-later RA1250, RA1250S and RH1250S, '15-'20 XG, '04-'22 XL (except XL88N, XL1200NS, and XL1200N), '08-'13 XR, '06-'17 Dyna® (except FXDB), '00-later Softail®, '09-later Touring (except '09-'13 FLHTCUSE and '14-'16 FLHTKSE), and '09-later Trike. Not recommended for Batwing Touring models with stock handlebars and analog fuel gauges.

76001072	Black.
76001340	Chrome.

C. UNIVERSAL HANDLEBAR MOUNT PHONE CARRIER

Put your smartphone within easy reach. This standard cradle places your phone or music device close to the hand controls of the motorcycle for easy access. Makes it easy to change from device to device. Simple to use, single adjustment screw to lock phone in place. Once secured in the carrier your phone can be attached to or detached from the mount in seconds. No permanent adhesive mount required. Does not interfere with operation of touchscreen and use of buttons remains possible . Holds devices measuring 2.2" to 3.2" wide.

76001341	
----------	--

Fits Harley-Davidson Universal Phone Carrier and Clutch Mount P/N's 76001339 and 76001071 and Harley-Davidson Universal Phone Carrier and Handlebar Mount P/N's 76001340 and 76001072

- Model Family Fitment:
- | | | |
|---------|-----------|------|
| V-ROD | SPORTSTER | DYNA |
| SOFTAIL | TOURING | |



A. UNIVERSAL PHONE CARRIER + CLUTCH MOUNT



A. UNIVERSAL PHONE CARRIER + CLUTCH MOUNT



B. UNIVERSAL PHONE CARRIER + HANDLEBAR MOUNT



B. UNIVERSAL PHONE CARRIER + HANDLEBAR MOUNT



C. HARLEY-DAVIDSON UNIVERSAL PHONE CARRIER



D. ANTI-VIBRATION MODULE – BLACK



D. ANTI-VIBRATION MODULE – CHROME



E. AUXILIARY POWER PORT – HANDLEBAR MOUNT, CHROME



E. AUXILIARY POWER PORT – HANDLEBAR MOUNT, BLACK



F. AUXILIARY POWER PORT – SADDLEBAG MOUNT



G. AUXILIARY POWER PORT – TOUR-PAK MOUNT '14-LATER MODELS

AUDIO & GAUGES 537

Phone Mounts

D. ANTI-VIBRATION MODULE

Engineered to reduce potential vibration damage to mounted mobile device. Use the Anti-Vibration Module to further reduce vibrations for a variety of frequency ranges. The specially developed elastomer inlay dampens in all directions and reduces up to 60% of vibrations. This not only helps to protect your smartphone from vibrations, but it remains stable and securely mounted so that you can easily navigate while on the road. Fits between device and Harley-Davidson® Universal Phone Carrier. Rugged construction – CNC-machined from 6063 aluminum to be lightweight and durable. 3D vibration damping through specially developed elastomer inlay. Vertical or horizontal orientation. Quick and easy installation.

Fits Harley-Davidson Universal Phone Carrier and Clutch Mount P/N's 76001339 and 76001071 and Harley-Davidson Universal Phone Carrier and Handlebar Mount P/N's 76001340 and 76001072.

76001343	Black.	\$29.95
76001342	Chrome.	\$34.95

E. AUXILIARY POWER PORT – HANDLEBAR MOUNT

Fits '15-'20 XG, '14-'22 XL, '12-'17 Dyna®, '11-later Softail® (except FXDRS, and FXFB and FXFBS models with stock tapered bars), '14-later Road King®, and models with either 1" or 7/8" diameter handlebars. '17-later Road King® requires separate purchase of Electrical Connection Kit P/N 69201599A. '18-later Softail® models require separate purchase or Electrical Connection Kit P/N 69201750.

69200971	Chrome.
69200970	Black.

Fits '12-'17 Dyna, '11-later Softail (except FXDRS, and FXFB and FXFBS models with stock tapered bars), and '14-later Road King models with 1-1/4" diameter handlebars. '17-later Road King requires separate purchase of Electrical Connection Kit P/N 69201599A. '18-later Softail models require separate purchase of Electrical Connection Kit P/N 69201750.

69200855	Chrome.
69200854	Black.

F. AUXILIARY POWER PORT – SADDLEBAG MOUNT

69200091

Fits models equipped with 12-volt battery (except FXDRS, VRSC™, XG models, or with Throw-Over or Swingarm Bags). Not for use with accessory Fitted Liners or Premier Liners. Requires separate purchase of Battery Charging Harness P/N 94624-97B, if not already equipped.

G. AUXILIARY POWER PORT – TOUR-PAK® MOUNT.

69200826

Fits '14-later FLHTCU, FLHTCUL, FLTRU and FLHTCUTG models. Original Equipment on FLHTK, FLHTKL, FLTRK, and FLHTCUTGSE models.

91671-10

Fits '06-'13 FLHTC and FLTRU, '96-'13 FLHTCU and '09-'13 FLHTCUTG models. Also fits '06-'13 Touring models with accessory King Tour-Pak® luggage and '98-'13 Touring models with Tour-Pak mounted rear speaker pods. Not for use with Accessory Fitted Liners or Premier Liner.

- Model Family Fitment:
- | | | |
|---------|-----------|------|
| V-ROD | SPORTSTER | DYNA |
| SOFTAIL | TOURING | |

538 AUDIO & GAUGES

Headsets

A. BOOM!™ AUDIO FULL HELMET PREMIUM MUSIC AND COMMUNICATIONS HEADSET

Great-sounding foam-covered stereo earphones comfortably fit into ear pockets in the helmet and the fine wires are easy to hide beneath the helmet liner for a clean installation. The quick-disconnect plug allows you to step away from the motorcycle without removing the helmet and the coiled cord permits freedom of movement in the saddle. The 7-pin DIN plug can be connected to the front and rear communications ports, allowing both rider and passenger access to the music, navigation and voice communications features of your motorcycle and the microphone has been optimized for superior clarity when connected to Harley-Davidson® intercom and Bike-to-Bike communications equipment.

77117-10
Fits '98-later FLHT, FLHTCU, FLHTCUSE, FLHTK, FLHTKSE, FLTRU, FLTRUSE and FLHTCUTG models with a Boom!™ Box audio system (except models set up for wireless headsets) . Also fits with vehicles equipped with Communication Switch Kit P/N 77173-08 or Boom!™ Audio Music and Intercom Kits.

B. EXTENDED LENGTH COMMUNICATIONS HEADSET CORD

Extended Headset Cord is an essential option for a tall rider or passenger. When compared to the stock headset cord, this cord provides an additional 5" of length at rest and up to 22" of length when fully stretched. The additional length and relaxed twist of the cord reduces the spring effect and the included clothing clip eliminates the tension that can lead to neck fatigue. The 7-pin DIN plug can be connected to the front and rear communications ports, giving both rider and passenger access to the music, navigation and voice communications features of your motorcycle. This cord is a direct plug-in replacement for the standard length headset cord on the Original Equipment headset or the Boom! Audio Full Face Helmet Communications Headset P/N 77117-10.

76000259
Fits '10-later Original Equipment Ultra-style Headsets P/N 77147-98A (Domestic) or 77156-98A (HDI), Boom! Audio Full Face Helmet Communications Headset P/N 77117-10 and Half Helmet Headsets P/N 76000145 and 76572-09. Does not fit '23-later FLHXSE and FLTRXSE and '24-later FLHX, FLTRX and FLTRXSTSE models.

C. HAND-HELD CB MICROPHONE KIT

Comes complete with handlebar mounting bracket and all necessary hardware.

76312-98
Fits '98-'13 FLHTC, FLHTCU and FLTRU and '09-'13 FLHTCUTG models. Also fits models equipped with Communication Kits 77107-09, 77108-09A and 77173-08.

D. BOOM! AUDIO HALF HELMET MUSIC AND COMMUNICATIONS HEADSET

Lightweight, durable neck bow wraps around the ear and across the back of the neck and fits comfortably below the shell of most half helmets. The adjustable boom microphone with wind sock has been optimized for superior clarity when connected to Harley-Davidson® intercom and Bike-to-Bike communications equipment and the quick-disconnect plug allows you to step away from the motorcycle without removing the headset. A clothing clip (not shown) is included for added comfort and reduced ear fatigue. The coiled cord permits freedom of movement in the saddle. The 7-pin DIN plug can be connected to the front and rear communications ports, allowing both rider and passenger access to the music, navigation and voice communications features of the motorcycle.

76572-09 7-pin DIN Connector.
Fits '98-later FLHTCU, FLHTCUSE, FLHTK, FLHTKSE, FLTRK, FLTRU, FLTRUSE and FLHTCUTG models. Also fits with vehicles equipped with Communication Switch Kit P/N 77173-08 or Boom! Audio Music and Intercom Kits.

- Model Family Fitment:
- V-ROD

SPORTSTER

DYNA

SOFTAIL

TOURING



A. BOOM! AUDIO FULL HELMET PREMIUM MUSIC AND COMMUNICATIONS HEADSET



B. EXTENDED LENGTH COMMUNICATIONS HEADSET CORD



C. HAND-HELD CB MICROPHONE KIT



D. BOOM! AUDIO HALF HELMET MUSIC AND COMMUNICATIONS HEADSET



E. HIDDEN AM/FM/WB ANTENNA (76000862 SHOWN)



F SHORTY CB ANTENNA (SHOWN WITH SHORTY AM/FM ANTENNA)



G. AM/FM ANTENNA RELOCATION KIT

AUDIO & GAUGES 539

Antennas

E. HIDDEN AM/FM/WB ANTENNA

Hide the AM/FM/WB antenna inside the fairing for a clean, uncluttered look. Uniquely tuned to the Harley-Davidson® radio, this enhanced Hidden Antenna offers reception performance equivalent to the Original Equipment whip antenna and superior to the Shorty Antenna. Perfect for your clean slick custom bagger, this Hidden Antenna is also the ideal addition to models equipped with H-D® Detachables™ Tour-Pak® luggage because it eliminates the need to move the whip antenna back and forth between Tour-Pak luggage and fender mounting locations. Kit includes all required mounting hardware and wiring.

NOTE: Relative antenna performance as compared to stock Original Equipment antenna; results based on reception evaluation conducted in Milwaukee area. Actual performance will be influenced by signal strength and electrical interference in your area. Follow the installation and routing instructions carefully to obtain the best possible performance from the antenna.

76000862
Fits '14-later Touring (except '23-later FLHXSE, FLTRXSE and '24-later FLHX, FLTRX, FLTRXSTSE) and Trike models with Boom!™ Box Audio System.

76000863
Fits '98-'13 Touring and Trike models equipped with AM/FM/WB radio and fairing.

F. SHORTY ANTENNAS

This compact antenna is only 19.0" tall and is a stylish change from the Original Equipment whip antenna. The low-profile antenna simplifies covering the bike for storage. Easy to install, the Shorty Antenna screws on to the factory antenna mount.

76386-09A CB Radio.
Fits '09-later Touring (except '23-later FLHXSE, FLTRXSE and '24-later FLHX and FLTRX) models equipped with Bike-to-Bike Communication. May require model-specific mounting bracket if installed on a model without a Tour-Pak® carrier.

76386-08 CB Radio.
Fits '98-'08 Touring models equipped with Bike-to-Bike Communication. May require model-specific mounting bracket if installed on a model without a Tour-Pak carrier.

76388-08 AM/FM.
Fits '98-later Touring (except '23-later FLHXSE, FLTRXSE and '24-later FLHX, FLTRX, FLTRXSTSE) and Trike models equipped with Boom! Box radio.

G. AM/FM ANTENNA RELOCATION KIT

Relocates your AM/FM antenna to the rear fender to accommodate use with an H-D Detachables Two-Up Tour-Pak Mounting Rack. Kit includes mounting bracket, all mounting hardware and wiring harness.

76000582A
Fits '14-later Touring models (except CVO™, FLHTKSEANV, '24-later FLHX and FLTRX) equipped with a Boom!™ Box audio system.

- Model Family Fitment:
- V-ROD

SPORTSTER

DYNA

SOFTAIL

TOURING

540 AUDIO & GAUGES

Electrical Accessories

A. USB CHARGING ADAPTOR

69200357
For use with Original Equipment or accessory 12V Auxiliary Power Port. May not be available in all geographies. Does not fit Electric Vehicles. Does not fit '23-later FLHXSE, FLTRXSE and '24-later FLHX, FLTRX and FLTRXSTSE models.

B. EXTENDED USB CHARGING ADAPTER – 12V POWER PORT

Available in 36" length. Maximum output: 5V/1A.

69201148 36.0".
For use with Original Equipment or accessory 12V Auxiliary Power Port. Does not fit Electric Vehicles. Does not fit '23-later FLHXSE, FLTRXSE and '24-later FLHX, FLTRX and FLTRXSTSE models.

C. 54-AMP HIGH OUTPUT CHARGING SYSTEM

The Harley-Davidson® High Output Charging System is engineered to provide 30% more power than the stock system at idle. With 54 amps of output at 4000 RPM, accessories will operate at their peak performance. This is a recommended installation anytime a multi-amp audio system is installed on the vehicle in order to achieve the full capability of your audio system. It is also recommended when installing heated seats, heated gear and other higher draw powered accessories.

Stock on select CVO™ Touring models, the complete kit includes high performance rotor, stator, voltage regulator and all gaskets and hardware required for installation.

29900028A
Fits '11-'16 Touring, '10-'16 CVO Touring and '09-'16 Trike models. Stock on '14-'16 FLHTKSE, FLHXSE and FLTRUSE.

D. ELECTRICAL CONNECTION UPDATE KIT*

69201599A
Fits '18-later Softail® models and '17-later Touring and Trike as a mid-bike connector (near the seat).

69200722
Fits '14-'16 Touring and Trike models.

69201750
Fits '18-later Softail models as a front-bike connector (near the handlebars).

72673-11
Fits '14-'22 XL, '12-'17 Dyna® and '11-'17 Softail models.

E. SWITCHED CIRCUIT ADAPTER HARNESS*

70264-94A
Fits '94-later Touring (except '23-later FLHXSE, FLTRXSE, '24-later FLHX, FLTRX and FLTRXSTSE) and Trike models. Required on '14-later Touring and Trike models when connecting multiple powered accessories using Electrical Connection Kit P/N 69200722, 71400129, or 69201599A.

69201706
Fits '18-later Softail® and '17-later Touring (except '23-later FLHXSE, FLTRXSE, '24-later FLHX, FLTRX and FLTRXSTSE) and Trike models. Required when connecting the CoolFlow™ Fan and another powered accessory using Electrical Connection Kit P/N 69201599A.

F. ELECTRICAL ACCESSORY ADAPTER*

70270-04A
Fits '07-later VRSC™, '04-'13 XL and XR, '04-'11 Dyna, '04-'10 Softail and '04-'13 Touring models. Also fits '14-later Touring and Trike when equipped with a third or fourth pair of Boom!™ Audio Stage II speakers.

G. SAE 2-PIN TO USB ADAPTER

69201149
Fits H-D® 12V Battery Charging Harnesses. Does not fit Electric Vehicles. Does not fit '23-later FLHXSE, FLTRXSE and '24-later FLHX, FLTRX and FLTRXSTSE models.

Also available:
SAE 2-PIN Y-HARNESS
69201150
Fits H-D® 12V Battery Charging Harnesses. Does not fit Electric Vehicles. Does not fit '23-later FLHXSE, FLTRXSE and '24-later FLHX, FLTRX and FLTRXSTSE models.


*NOTE: It is possible to overload your motorcycle's charging system by adding too many electrical accessories. If your combined electrical accessories operating at any one time consume more electrical current than your vehicle's charging system can produce, the electrical consumption can discharge the battery and cause vehicle electrical system damage. Ask your dealer for advice about the amount of current consumed by additional electrical accessories.



A. USB CHARGING ADAPTOR




B. EXTENDED USB CHARGING ADAPTER – 12V POWER PORT



C. 54-AMP HIGH OUTPUT CHARGING SYSTEM



D. ELECTRICAL CONNECTION UPDATE KIT – (69201599A SHOWN)



E. SWITCHED CIRCUIT ADAPTER HARNESS



F. ELECTRICAL ACCESSORY ADAPTER



G. SAE 2-PIN TO USB ADAPTER



H. COMBINATION ANALOG SPEEDOMETER/TACHOMETER – 5" SPUN ALUMINUM DIAL



H. COMBINATION ANALOG SPEEDOMETER/TACHOMETER – 5" BLACK DIAL



I. DIGITAL SPEEDOMETER/ANALOG TACHOMETER – 4" SPUN ALUMINUM DIAL



AUDIO & GAUGES 541

Speedometers/Tachometers

COMBINATION SPEEDOMETER/TACHOMETER

Maintain the clean view over the handlebar. This unique Combination Speedometer/Tachometer allows you to monitor engine speed without adding handlebar-mounted gauges. The unit mounts in the stock dash opening and is a direct plug-in installation. The backlit gauges include a large LCD (liquid crystal display) information screen that displays odometer/trip meter data, miles-to-empty readings, an easy-to-read segmented fuel display, a gear position indicator, clock and on '20-later Road King® models Traction Control, Rain Mode, Hill Hold and TPMS icons where available. This valuable information is available to the rider at a glance. The gauge features push-button adjustable backlighting with over 600 color tone options, allowing the rider to adjust pointer, LCD and backlighting colors to match any paint scheme or viewing preference.

NOTE: As a result of different Original Equipment capabilities, the following exceptions apply: Traction Control, Rain Mode, Hill Hold and TPMS functions are only available on '20-later Road King® models. Gear position not available on '04-'07 models. Fuel functions are not available on '04-'06 XL, '04-'08 Dyna®, '04-'07 Softail® and '04-'07 Road King® models. Gauges feature speedometer and tachometer pointers that sweep clockwise to provide a "gauge within a gauge" look. Kit includes a data transfer cable to easily upload initial mileage at time of installation.

H. ANALOG SPEEDOMETER/TACHOMETER – 5"

Gauges feature speedometer and tachometer pointers that sweep clockwise to provide a "gauge within a gauge" look. Kit includes a data transfer cable to easily upload initial mileage at time of installation.

Fits '12-'17 Dyna, '11-'17 Softail® (except '11-'12 FLSTSE) and '14-later FLHR, FLHRC and FLHRXS models with a 5.0" Speedometer.

74774-11D Spun Aluminum Dial, MPH.

74775-11C Spun Aluminum Dial, KPH.

74776-11D Black Dial, MPH.

74777-11C Black Dial, KPH.

Fits '04-'11 Dyna, '04-'10 Softail (except FLSTSE) and '04-'13 Road King models (except '07-'08 FLHRSE) equipped with a 5" Speedometer.

70900070B Spun Aluminum Dial, MPH.

70900071A Spun Aluminum Dial, KPH.

70900072A Spun Aluminum Dial, MPH/KPH.

I. DIGITAL SPEEDOMETER/ANALOG TACHOMETER – 4"

The digital speed reading can be easily toggled between MPH and KPH to simplify cross-border travel. Mileage re-statement resides in the vehicle ECM so initial mileage will be uploaded at the time of installation.

70900475 Spun Aluminum Dial, MPH/KPH.
U.S. models. Fits '14-'22 XL, '12-'17 Dyna and '11-'17 Softail models equipped with 4" speedometer. XL models require separate purchase of Fuel Sensor Kit P/N 61200008A to make use of the fuel level and range function.

70900100C Spun Aluminum Dial, MPH/KPH.
Non-U.S. models. Fits '14-'22 XL, '12-'17 FXDB and FXDWG, '11-'17 FXCWC, FXS and FXSB models equipped with 4" speedometer. XL models require separate purchase of Fuel Sensor Kit P/N 61200008A to make use of the fuel level and range function.

70900274 Spun Aluminum Dial, MPH/KPH.
Worldwide Models. Fits '04-'13 XL (except XR, XL50 and '04-'08 XL1200R), '04-'11 Dyna models with 4" speedometer and '08-'10 FXCW and FXCWC models. '07-'13 XL models require separate purchase of Fuel Sensor Kit P/N 61200008A to make use of the fuel level and range function. Does not fit XL883 models equipped with Screamin' Eagle® 1200cc Stage I Conversion Kit P/N 29784-07 and 30003-10.

Also available:
FUEL LEVEL SENSOR KIT

In-tank sending unit employs capacitive sensing technology to accurately monitor the fuel level and relays the information to the Speedo/Tach LCD display for at-a-glance viewing. Kit includes sending unit, wiring harness and all necessary installation hardware.

61200008A
Fits '07-'22 XL models equipped with Combination Digital Speedometer/Analog Tachometer P/N 70900274, 70900100C or 70900475.

542 AUDIO & GAUGES

Gear Indicator & Gauges

A. SPUN ALUMINUM FACE SPEEDOMETER

Add a touch of luxury and style to your dash. First featured on the '04 Screamin' Eagle® Deuce™ and Electra Glide® motorcycles, these spun aluminum metal-faced gauges offer a rich contrast to a chrome console or black inner fairing surface. The gauges feature subtle Harley-Davidson® racing orange backlighting for a unique nighttime look. Mileage reinstatement is available through your Dealer.

Fits '04-'06 FXDWG, '06 FXD35, '07 FXDC and '04-'06 Softail® and Road King® models.

67313-05A	5" Speedometer – MPH.
67315-05A	5" Speedometer – KPH.

B. DIGITAL GEAR INDICATOR

What gear am I in right now? Eliminate the guesswork with a Digital Gear Indicator. Conveniently located on the handlebar for line-of-sight viewing, the bright LED display is easy to read with a quick glance. When the clutch is out, the display indicates the current gear 1-6 or a large N when the transmission is in the neutral position. Easy to install, this plug and play Gear Indicator requires no wire splicing or complicated programming. A built-in photocell automatically adjusts the display for improved visibility in direct sunlight and dims the display at night to reduce distraction. Available in satin black finish. The complete kit includes a self-contained LED and control module, control housing, wiring harness and required mounting hardware. Switch housing can accept one additional auxiliary switch (sold separately).

70900078 Satin Black.
Fits '07-'17 VRSC™ (except VRSCF), '07-'13 XL and XR, '07-'11 Dyna®, '07-'10 Softail and '07-'13 Touring models. '07-'08 XL1200 models require update calibration. Does not fit XL883 models equipped with Screamin' Eagle® 1200CC Stage I Conversion Kits P/N 29784-07 and 30003-10. Also, does not fit with Boom!™ Audio Cruiser Amp and Speaker Kits P/N 76262-08A, 76320-08A or 76321-09A.

C. TACH KIT FOR SPORTSTER® MODELS

Upgrade your XL883 to dual instruments. The kit includes an electronic tachometer, wrinkle-black dual gauge mounting bracket and hardware required for installation. Tachometer graphics complement Original Equipment speedometer and brackets allow for installation of your stock indicator lights.

67182-07
Fits '07-'08 XL883, '07-'10 XL883L and '07 XL883R models. Stock on '07-'08 XL1200R models.

Model Family Fitment:		
■ V-ROD	■ SPORTSTER	■ DYNA
■ SOFTAIL	■ TOURING	



A. SPUN ALUMINUM FACE SPEEDOMETER



B. DIGITAL GEAR INDICATOR – SATIN BLACK



C. TACH KIT FOR SPORTSTER MODELS



D. CUSTOM FACE GAUGES



E. SPUN ALUMINUM FACE GAUGES



F. TITANIUM FACE GAUGES

AUDIO & GAUGES 543

Fairing Mount Gauges

D. CUSTOM FACE GAUGES

Add a rich, custom look to your dash. First featured on the '14-'15 CVO™ models, these chrome-accented gauges feature backlighting and large, easy-to-read numbers for at-a-glance viewing. Gauges are plug-in ready and require no additional splicing or re-wiring for installation. Mileage reinstatement is available through your Dealer.

Fits '14-'19 Electra Glide®, Road Glide®, Street Glide® and Ultra Limited® models. Original Equipment on some CVO™ models. Does not fit '23-later FLHXSE, FLTRXSE, '24-later FLHX, FLTRX and FLTRXSTSE models.

70900773B	Speedo/Tach Cluster – MPH.
70900777B	Speedo/Tach Cluster – KPH.
70900778B	Speedo/Tach Cluster – MPH/KPH.
70900774	Fuel Gauge.
70900775	Voltmeter.

E. SPUN ALUMINUM FACE GAUGES

Add a touch of luxury and style to your dash. First featured on the '04 Screamin' Eagle® Deuce™ and Electra Glide models, these Spun Aluminum Face Gauges offer a rich contrast to a chrome console or black inner fairing surface. The gauges feature subtle Harley-Davidson® racing orange backlighting for a unique nighttime look. Mileage reinstatement is available through your Dealer.

67516-08	4" Speedometer – MPH. Fits '08-'13 Electra Glide and Road Glide models equipped with 4" gauges.
67516-04B	4" Speedometer – MPH. Fits '04-'07 Electra Glide and Road Glide models equipped with 4" gauges.
74552-04A	Voltmeter. Fits '04-'13 Electra Glide, Road Glide and Trike models.
75113-04A	Fuel Gauge. Fits '04-'07 Electra Glide and Road Glide models.
75113-08	Fuel Gauge. Fits '08-'13 Electra Glide and Road Glide models.
74553-04A	Oil Pressure Gauge. Fits '04-'13 Electra Glide, Road Glide and Trike models. FLHT and FLHTI models require purchase of additional service parts for installation. See your Dealer for details.
74554-04	Air Temperature Gauge. Fits '04-'13 Electra Glide, Road Glide and Trike models. FLHT and FLHTI models require purchase of additional service parts for installation. See your Dealer for details.

F. TITANIUM FACE GAUGES

Add a rich, custom look to your dash. First featured on the '10 FLHTK Ultra Limited model, these black and icy cool titanium numbered gauges feature white backlighting and large, easy-to-read numbers for at-a-glance viewing. Gauges are plug-in ready and require no additional splicing or re-wiring for installation. Mileage reinstatement is available through your Dealer.

Fits '08-'13 Touring (except Road King®) and Trike models.	
74682-10	4" Speedometer – MPH.
74683-10	4" Speedometer – KPH.
74692-10	4" Tachometer.
74688-10	Fuel Gauge.
74689-10	Air Temperature Gauge.
74690-10	Oil Pressure Gauge.
74691-10	Voltmeter.
70900176	Oil Temperature – Fahrenheit.

Model Family Fitment:		
■ V-ROD	■ SPORTSTER	■ DYNA
■ SOFTAIL	■ TOURING	

544 AUDIO & GAUGES

Fairing Mount Gauges

A. GAUGE VISOR RING

A touch of chrome makes all the difference. These easy-to-install trim rings feature an integrated eyebrow visor to shield the gauge face from the sun’s glare. Self-adhesive backing for secure mount.

74661-04 5.0" Gauge.
Fits '12-'16 FLD, '99-'08 FXDWG, '15-'17 FXDF, '99-'17 Softail® (except FLSTFSE, FLSTNSE, FXCW, FXCWC, FXS, FXSB, FXSBSE, FXSE, FXST-Aus, FXSTD and models equipped with Chrome Console P/N 67575-04), '18-later FLSL, FLDE, FLHC and FLHCS and '99-'07 Road King® models.

B. INSTRUMENT GAUGE BEZEL

A touch of chrome makes all the difference. These bezel covers take just seconds to install and add the beauty of chrome to your dash. Available to fit all the fairing-mount gauges, these easy-to-install, chrome-plated formed rings feature peel-and-stick adhesive backing for permanent installation.

74541-00 4.0" Gauge.
Fits Speedometer and Tachometer Gauges on '00-'22 XL, '00-'13 Dyna® (except FLD and FXDWG), '13-'17 FXSB, FXSBSE and FXST-Aus and '00-'13 Electra Glide®, Street Glide®, Road Glide® and Trike Models (sold individually).

C. LIQUID-FILLED OIL PRESSURE GAUGE

Contains special non-yellowing fluid that dampens the internal movement for improved gauge reliability. Incorporates corrosion-resistant stainless steel bezel and includes Harley-Davidson Bar & Shield graphics that match various late model instruments. Complete with chrome-plated steel fittings and O-rings for crankcase installation. New mounting design prevents damage from improper installation.

75012-82D
Fits '82-'84 Shovelhead and '84-later Evolution® 1340-equipped models.

D. OIL TEMPERATURE GAUGE – FAIRING MOUNT

Keep a close eye on your engine’s vital signs. This 2.0" diameter gauge monitors engine oil temperature to provide an early warning of conditions that may require attention. The gauge face is styled to complement Original Equipment fairing mount gauges. Complete kit includes gauge, installation hardware and wiring harness.

Fits '99-'13 FLHT, FLHTC, FLHTCU, FLHX, FLTR and Trike models. Does not fit '09-later CVO™ models.

- 1. 70900284** Silver Face – Fahrenheit.
- 2. 70900283** Black Face – Fahrenheit.
- 3. 70900176** Titanium Face – Fahrenheit.

- Model Family Fitment:
- V-ROD

SPORTSTER


DYNA

SOFTAIL

TOURING



A. GAUGE VISOR RING – 5" GAUGE



B. INSTRUMENT GAUGE BEZEL – 4" GAUGE



C. LIQUID-FILLED OIL PRESSURE GAUGE



D. OIL TEMPERATURE GAUGE – FAIRING MOUNT



E. FLUSH-MOUNT FUEL CAP – CHROME



E. FLUSH-MOUNT FUEL CAP – BLACK



F. FLUSH-MOUNT FUEL CAP AND LEFT SIDE TANK CAP KIT – CHROME




G. CUSTOM FUEL CAP AND LEFT SIDE FUEL TANK CAP – SKULL, GLOSS BLACK



G. CUSTOM FUEL CAP AND LEFT SIDE FUEL TANK CAP – SKULL, CHROME



H. BAR & SHIELD LOGO SELF-LOCKING FUEL CAP – GLOSS BLACK



H. BAR & SHIELD LOGO SELF-LOCKING FUEL CAP – CHROME

AUDIO & GAUGES 545

Fuel Caps

E. FLUSH-MOUNT FUEL CAPS

Emphasize the long and lean look of the fuel tank. This Flush-Mount Fuel Cap Kit offers a pop-up filler design that replaces the Original Equipment twist-on fuel cap. A simple push and the fuel filler cap pops up to provide ample grip, even while wearing gloves. Easy to install, the cap assembly screws into position and the self-adhesive decorative ring finishes the look. Complete kit includes screw-in mount, pop-up cap and matching trim ring.

Fits '22-later FLFBS, FLHCS, FXLRS, FXLRST and FXRST and '23-later FXBR models.

- 61100210** Gloss Black.
- 61100211** Chrome.

Fits '18-later FXBB, FXBBS, FXBRS and FXST, and '18-'20 FXBR models.

- 61100133** Chrome.
- 61100134** Gloss Black.

Fits '18-later FXFB and FXFBS models.

- 61100136** Gloss Black.

Fits '19-'20 FXDRS models.

- 61100158** Gloss Black.

Fits '98-'22 XL models equipped with 3.3 gal (12.5 L) fuel tank.

- 63133-10B** Chrome.
- 63134-10B** Gloss Black.

Fits '98-'22 XL models equipped with 2.1 gal (7.9 L) or 4.5 gal (17.0 L) fuel tank. Does not fit '04-'10 XL1200C models.

- 63139-10B** Chrome.
- 63140-10B** Gloss Black.

Fits '21-later FLHXS, FLTRXS and FLTRXSE (except '23-later FLTRXSE) and '22-later FLHXST and FLTRXST models. Also fits '11-'17 FLSTNSE, FXS, FXSB, FXSBSE and FXSE models.

- 61100006B** Chrome.
- 61100007B** Gloss Black.

F. FLUSH-MOUNT FUEL CAP AND LEFT SIDE TANK CAP KIT

Emphasize the long and lean look of the fuel tank. This Flush-Mount Fuel Cap and Left Side Tank Cap Kit offers a pop-up filler design that when installed and sealed looks identical to the flush mount cap.

Fits '18-'21 FLDE, FLFB, FLFBS, FLHC, FLHCS, FLSB, FLSL, FXLR, FXLRS and FXLRST models.

- 61100131** Chrome.
- 61100132** Gloss Black.

G. CUSTOM FUEL CAP AND LEFT SIDE FUEL TANK CAP – SKULL

Fits '92-'22 XL, '92-'17 Dyna® (except '04-later FXD and FXDX, '05-'06 FXDC and '07 FXDSE), '00-later Softail®, (except '18-later FXFB and FXFBS, FXSTD and '07-'08 FXSTSSE), '94-later Road King® and '15-later Freewheeler® models. Does not fit models equipped with Original Equipment locking or tethered fuel caps. Use on '13-'14 FXSBSE requires removal of stock flush mount trim ring.

- 61100103A** Fuel Cap – Gloss Black.
- 61100125A** Fuel Cap – Chrome.

Fits '18-'21 Softail models (except FXBB, FXBBS, FXBR, FXBRS, FXDRS, FXFB and FXFBS).

- 57300216** Left Trim – Black.
- 57300149** Left Trim – Chrome

H. BAR & SHIELD LOGO SELF-LOCKING FUEL CAP

Functional and stylish, these polished, chrome-plated caps feature a convenient self-locking mechanism and a stamped Harley-Davidson Bar & Shield logo on the key hole cover. Maintains the same features as the Original Equipment fuel cap. The kits come complete with two keys.

Fits '92-'22 XL, '92-'17 Dyna (except '04-later FXD and FXDX, '05-'06 FXDC and '07 FXDSE), '00-later Softail, (except FXSTD and FXSTSSE and '23-later FXBR) '94-later Road King, '21-later FLHXS and FLTRXS, '22-later FLHXST and FLTRXST and '15-later Freewheeler models. Does not fit models equipped with Original Equipment locking or tethered fuel caps. Use on '13-'14 FXSBSE, '21-later FLHXSE and FLTRXSE requires removal of stock flush mount trim ring.

- 61100117A** Gloss Black.
- 61100129A** Chrome.

546 AUDIO & GAUGES

Fuel Caps & Gauge

A. CUSTOM FUEL CAPS

Add a custom touch to your tank. Styled to reflect your attitude, these elegantly constructed fuel caps are the perfect match for your ride. The fuel cap is easy to install and features a ratcheting design to ensure that the design faces the correct direction.

Fits '92-'22 XL, '92-'17 Dyna® (except '04-later FXD and FXDX, '05-'06 FXDC and '07 FXDSE), '00-later Softail®, (except FXSTD and FXSTSSE) '94-later Road King®, '21-later FLHXS and FLTRXS, '22-later FLHXST and FLTRXST and '15-later Freewheeler® models. Does not fit models equipped with Original Equipment locking or tethered fuel caps. Use on '13-'14 FXSBSE, '21-later FLHXSE and FLTRXSE requires removal of stock flush mount trim ring.

61100107A	Dominion™ Black.
61100106	Dominion Bronze.
61100093B	Gloss Black.
61100126A	Diamond Black.
61100180	Machine Cut.

Also available:
LEFT SIDE FUEL TANK CAPS

Styled to match the custom right-side fuel cap, this left-side decorative tank cap proudly completes your custom look. The easy-to-install cap replaces the Original Equipment trim, and provides the rider with a symmetrical view over the tank.

Fits '18-'21 Softail models (except FXBB, FXBBS, FXBR, FXBRS, FXDRS, FXFB and FXFBS).

57300186	Dominion Black.
57300236	Gloss Black.
57300165	Brass Collection.
57300151	Diamond Black.



A. CUSTOM LEFT & RIGHT FUEL CAPS – DOMINION BLACK



A. CUSTOM FUEL CAP – GLOSS BLACK



A. CUSTOM FUEL CAP – DIAMOND BLACK

Model Family Fitment:		
<div></div> V-ROD	<div></div> SPORTSTER	<div></div> DYNA
<div></div> SOFTAIL	<div></div> TOURING	



B. LED FUEL GAUGE – CHROME SKULL



B. LED FUEL GAUGE – BLACK SKULL



B. LED FUEL GAUGE – DIAMOND BLACK



B. LED FUEL GAUGE – BRASS



C. FLUSH-MOUNT FUEL CAP AND GAUGE KIT – CHROME



C. FLUSH-MOUNT FUEL CAP AND GAUGE KIT – GLOSS BLACK

AUDIO & GAUGES 547

Fuel Caps & Gauges

B. LED FUEL GAUGES*

This low-profile fuel gauge replaces the analog readout with bright LED lamps. The six edge-mounted LED lamps glow blue when the tank is full and extinguish one by one as fuel is consumed. Plug-in installation without splicing. Photocell automatically adjusts LED brightness for improved visibility in direct sunlight and dims at night to avoid distraction.

Fits '09-'17 Dyna® (except FXD), '08-'17 Softail® (except FLSTNSE, FXCW, FXCWC, FXS, FXSB, FXSBSE and FXSE), '08-'17 Road King® and '15-'17 Freewheeler® models.

75098-08A	Chrome Skull.
70900781	Black Skull.
75358-10A	Diamond Black.
70900709	Brass.

Fits '04-'08 FXD35, FXDB, FXDF, FXDL and FXDWG, '07-'08 FXDC, '04-'07 Softail, '01-'03 EFI Softail (except FXSTD/I), '03-'07 Road King and '01-'02 EFI Road King models.

75357-10A Diamond Black.

*Some local regulations prohibit using colored lights during vehicle operation on public streets. May not conform to local lighting regulations.

C. FLUSH-MOUNT FUEL CAP AND GAUGE KIT*

Emphasize the long and lean look of the fuel tank. This Flush-Mount Fuel Cap and Gauge Kit offers a pop-up filler design that when installed and sealed looks identical to the flush gauge. A simple push and the fuel filler cap pops up to provide ample grip, even while wearing gloves. The flush fuel gauge features individual LED lamps that shine through a mirror-coated glass that glows when the ignition is switched on. A photocell automatically adjusts LED brightness for improved visibility in direct sunlight and dims at night to avoid distraction. Complete kit includes fuel cap, fuel gauge, trim ring and plug-in wiring harness.

Fits '09-'17 Dyna models (except FXD).

75327-09D Gloss Black.

Fits '04-'08 FXD35, FXDB, FXDL and FXDWG and '07-'08 FXDC and FXDF models.

62910-06D Chrome.

Fits '08-'17 Softail (except FLSTNSE, FXCW, FXCWC, FXS, FXSB, FXSBSE and FXSE). '08-'19 Road King and '15-'19 Freewheeler models.

62823-08D Chrome.

75027-08D Gloss Black.

Fits '04-'06 carbureted and '01-'07 fuel injected Softail models (except FXSTD/I).

62818-06G Chrome.

*Some local regulations prohibit using colored lights during vehicle operation on public streets. May not conform to local lighting regulations.

Model Family Fitment:		
<div></div> V-ROD	<div></div> SPORTSTER	<div></div> DYNA
<div></div> SOFTAIL	<div></div> TOURING	



550 LIGHTING

LED Decorative Lighting

A. SPECTRA GLO™ LED LIGHTING CONTROLLER KIT*

Nothing draws attention at the curb like a well-lighted bike. Whether you are looking for a rich neon glow or a pulsing crowd pleaser, the Harley-Davidson® Spectra Glo™ Lighting System brings ultra-bright LED lighting to your ride. The Spectra Glo System utilizes RGB LED technology to produce over 500 shades of brilliant color, all controllable with a waterproof handheld wireless fob. Simply use one button to select one of the 7 base colors, and then dial in the shade you desire. You can choose to match the color of your bike, or add a contrasting tone from the wide spectrum of colors. Once you select a color, you can choose between solid, flash or fade modes with a tap of the remote control.

At the core of the Spectra Glo system is the Lighting Controller. The compact waterproof controller box is hidden beneath the seat, and is activated with the included wireless remote fob. The Lighting Controller is the hub for all the added Spectra Glo light options, and syncs the color and mode selection between all the LEDs. Designed specifically for Harley-Davidson motorcycles, the controller will not interfere with the bike's electronics. The low draw LED lamps have a one-hour auto-shutoff feature to preserve the battery. Kit includes Controller, Remote Control Fob with battery and plug-in wiring harness.

68000218
Required for use with Spectra Glo components. '18-later Softail® and '17-later Touring models require purchase of Vehicle Connection Kit P/N 69201526. All other vehicles require purchase of Vehicle Connection Kit P/N 69201636. Does not fit models with Revolution® Max engine, '23-later FLHXSE, FLTRXSE, '24-later FLHX and FLTRX models.



A. SPECTRA GLO LED LIGHTING CONTROLLER KIT – FOB



SPECTRA GLO LIGHTING
(RED SETTING SHOWN)



SPECTRA GLO LIGHTING
(GREEN SETTING SHOWN)



SPECTRA GLO LIGHTING
(BLUE SETTING SHOWN)



SPECTRA GLO LIGHTING
(AMBER SETTING SHOWN)

*NOTE: Some local regulations prohibit using colored or indirect lighting during vehicle operation on public streets. Check local regulations before installation.

Model Family Fitment:

- V-ROD
- SPORTSTER
- DYNA
- SOFTAIL
- TOURING



B. SPECTRA GLO LED LIGHT POD KIT
(RED SETTING SHOWN)



B. SPECTRA GLO LED LIGHT POD KIT
(BLUE SETTING SHOWN)



B. SPECTRA GLO LED LIGHT POD KIT –
6-LAMP STARTER KIT



B. SPECTRA GLO LED LIGHT POD KIT
(GREEN SETTING SHOWN)



B. SPECTRA GLO LED LIGHT POD KIT
(ORANGE SETTING SHOWN)



B. SPECTRA GLO LED LIGHT POD KIT –
4-LAMP EXPANSION KIT

LIGHTING 551

LED Decorative Lighting

B. SPECTRA GLO™ LED LIGHT POD KIT*

Light Pods allow you to install general lighting almost anywhere on the bike. Ground-facing pod placement provides a neon-like pool of light on the pavement, and pods hidden below the tank or behind covers reflect into chrome surfaces to double the splash of color. These compact flexible pods feature connectors that allow the lights to be chained together in longer strips or placed individually and connected by jumper wires. Each pod features 3 individual RGB LEDs, and includes a tough adhesive backing for easy placement. Begin the installation with the 6-Lamp Starter Kit, and add on with one or more 4-Lamp Expansion Kits. Starter Kit includes 6 light pods, 4 – 3" jumpers, 1 – 8" jumper and 1 – 24" jumper. Expansion Kit includes 4 light pods, 3 – 3" jumpers, and 1 – 8" jumper.

68000213 6-Lamp Starter Kit.
Fits all models. Requires separate purchase of Controller P/N 68000218. Additional alternate length harnesses are available (sold separately). Does not fit models with Revolution® Max engine, '23-later FLHXSE, FLTRXSE, '24-later FLHX and FLTRX models.

68000214 4-Lamp Expansion Kit.
Fits all models equipped with an Spectra Glo™ Light Pod Kit. Additional alternate length harnesses are available (sold separately). Does not fit Revolution Max, '23-later FLHXSE, FLTRXSE, '24-later FLHX and FLTRX models.

Also available: (not shown)
SPECTRA GLO WIRE HARNESS KIT
Required for installation of Spectra Glo Lighting System on specified models.

69201636
Required for installation of Spectra Glo Lighting System on all models (except '17-later Touring® and Trike, '18-later Softail®, '20-later LiveWire® and all Revolution® Max equipped models.)

Also available: (not shown)
SPECTRA GLO LIGHTING WIRING JUMPERS
These wiring harnesses are custom made for easy plug-and-play installation of Spectra Glo Light Pods. Plan your installation, and select the matching harness lengths to allow placement of light pods throughout the vehicle. No cutting or splicing is required.

Works with Spectra Glo Light Pod Base and Expansion Kits.	
69201525	3" Jumper Harness.
69201529	8" Jumper Harness.
69201530	24" Jumper Harness.
69201595	24" Jumper with Grommet.
69201625	48" Jumper Harness.
69201594	Y-Harness.

*NOTE: Some local regulations prohibit using colored or indirect lighting during vehicle operation on public streets. Check local regulations before installation.

Model Family Fitment:

- V-ROD
- SPORTSTER
- DYNA
- SOFTAIL
- TOURING

LED Decorative Lighting

Fits '14-later Electra Glide®, Street Glide® (except '23-later FLHXSE and '24-later FLHX models), Ultra Limited®, and Tri Glide® models. Fitment on vehicles with two-tone paint, pinstriped, or CVO™ models is not recommended due to the potential for the accent lights to overlap pinstripes or paint lines.

B. ELECTRA GLO™ FAIRING EDGE LIGHT KIT
Amplify your ride. The Electra Glo™ Fairing Edge Light kit adds forward-facing white LED accent lights to the front profile of your bike. Striped to follow the contour of the batwing fairing, the slim strip of lamps adds a strong visual element to the iconic shape of the Electra Glide model. The electrifying appearance adds conspicuity to get you noticed and the smoked housing conceals the lights and blends into the background when switched off. Simple “plug in” connections with no cutting or splicing of wires required.

C. ELECTRA GLO ILLUMINATED WINDSHIELD TRIM
Smoked lenses hide bands of amber LED lamps that glow as running lamps when the ignition is on, and the two outer clusters function as auxiliary directional indicators when the turn signals are activated. The wiring is concealed inside the fairing for a clean, custom appearance. Complete kit includes all necessary mounting hardware.

57000394A	Chrome.
57000395A	Gloss Black.



V-ROD
 SPORTSTER
 DYNA

SOFTAIL
 TOURING

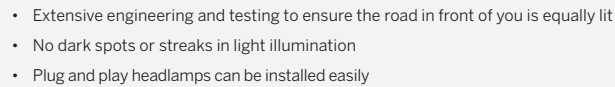
A. ELECTRA GLO ILLUMINATED FAIRING ACCENT TRIM – TURN SIGNAL

B. ELECTRA GLO FAIRING EDGE LIGHT KIT

C. ELECTRA GLO ILLUMINATED WINDSHIELD TRIM

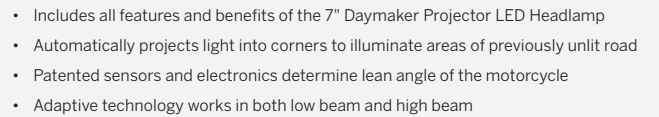
DAYMAKER® LED LIGHTING

Daymaker® LED Projector Headlamps were developed to provide light where you need it most. With a combination of superior nighttime performance and modern signature styling, these brilliant LED headlamps push out a bright-white beam that lights up the surroundings and draws the attention of oncoming traffic. The long-life, solid-state LED headlamps are housed in sealed shock and vibration-resistant lamp assemblies that mount into the existing light housing. Installation is simple, and the plug-in headlamps require no rewiring.



7" DAYMAKER PROJECTOR LED HEADLAMP

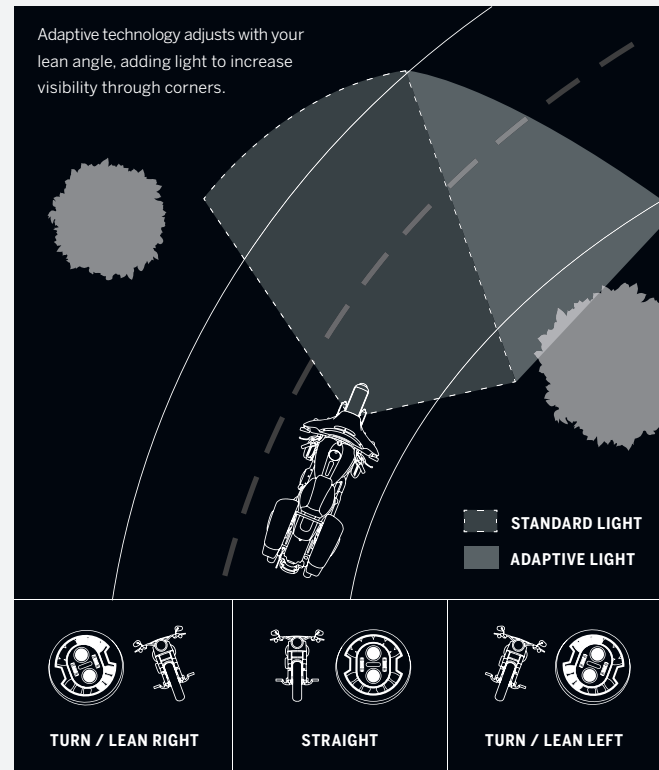
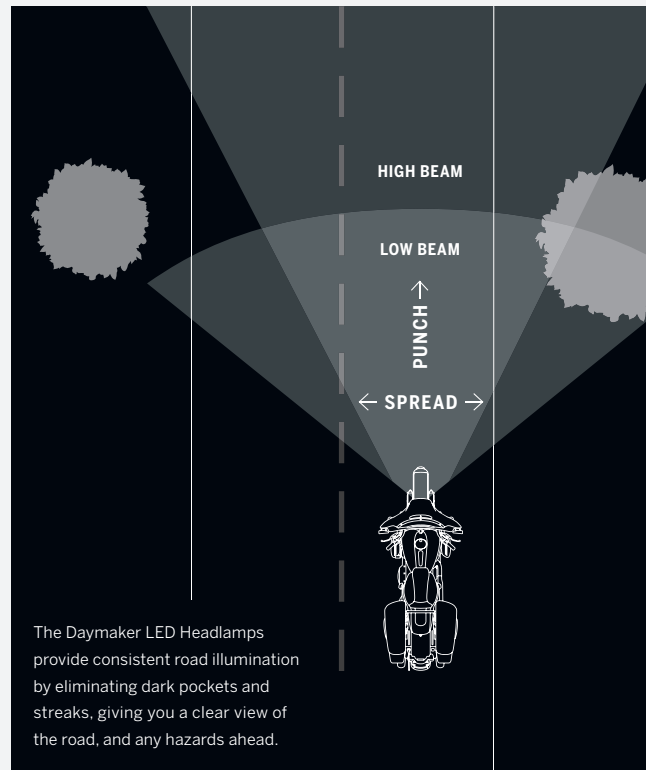
Offering best-in-class punch of light, these headlamps illuminate the road in front of you, yet are directed slightly downward to avoid blinding oncoming drivers, making them perfect for highway riding situations.



7" DAYMAKER ADAPTIVE LED HEADLAMP

Delivering the right amount of usable light exactly where you need it most – you will see ditch to ditch, and down the road with lean angle controlled bank lighting for improved line of sight through corners.

- Includes all features and benefits of the 7" Daymaker Projector LED Headlamp
- Automatically projects light into corners to illuminate areas of previously unlit road
- Patented sensors and electronics determine lean angle of the motorcycle
- Adaptive technology works in both low beam and high beam



LUMENS VS LUX

Lumen is a unit of light, while Lux is a unit of light measurement where the area is also taken into account. The number of Lumens is not the only factor when choosing a headlamp, but also the usable light, or Lux. The Daymaker LED Headlamps have been perfected to utilize both Lumens and Lux, giving you the best visibility of the road.

554 LIGHTING

Headlamps – LED

A. 7" DAYMAKER® ADAPTIVE LED HEADLAMP

The Daymaker® Adaptive Headlamp combines the best in headlight performance with the ultimate in modern styling. The projector-style LED offers best-in-class punch and spread with a pure white light that feels like riding during the day. Best yet, this headlamp features 12 LED spot lights that activate based on the lean of the bike and deliver curb-to-curb lighting that illuminates areas of the road unlit by traditional LED headlamps. Easy to install and extremely durable, the Daymaker Adaptive Headlamp provides functional perfection and exquisite styling all in one. DOT and ECE compliant for all markets.

Fits '12-'16 FLD, '04-'17 FLS, FLSS, FLSTC, FLSTF, FLSTFB, FLSTFBS and FLSTN, '18-later FLDE, FLSL, FLFB, FLFBS, FLHC, FLHCS and FLXB, and '09-later Touring models (except '14 FLHRSE, '23-later FLHXSE, '24-later FLHX, Road Glide® and Trike models). '12-'16 FLD, '04-'17 Softail® models equipped with Freight Train Headlamp Nacelle Kit and '09-'13 Touring models require separate purchase of Headlamp Mounting Ring P/N 67700439 and Jumper Harness P/N 69201070. '14-'20 FLHR (except '14 FLHRSE), FLHRC, FLHRXS and FLHXST models require separate purchase of Wiring Harness 69202452.

67700426A	Chrome.
67700427A	Black.

Shown with:
4" DAYMAKER PROJECTOR LED AUXILIARY LAMPS
Auxiliary lamps feature D-shaped lenses that focus the light in a pool to the front and sides of the motorcycle and provide a matching appearance to the LED headlamps. The LED Auxiliary Lamps are DOT and ECE compliant.

Fits models with 4" round auxiliary forward lighting. '04-earlier models with auxiliary lamps equipped with spade connectors require separate purchase of Adapter Harness P/N 68355-05 (Qty 2). Does not fit '23-later FLHXSE, FLTRXSE, '24-later FLHX, FLTRX and FLTRXSTSE models.

68000172	Chrome.
68000173	Gloss Black.

B. 7" DAYMAKER PROJECTOR LED HEADLAMP

The 7" Daymaker LED headlamp features a single top-mount low-beam projector lens, a large bottom-mount high-beam projector lens and 2 D-shaped fill-light lenses. The LED lamps include a subtle rear-lit Bar & Shield logo that glows when the ignition is in the accessory switch position. The LED lamps are DOT and ECE compliant for all markets.

Fits '12-'16 FLD, '04-'17 FLS, FLSS, FLSTC, FLSTF, FLSTFB, FLSTFBS and FLSTN, '18-later FLDE, FLSL, FLFB, FLFBS, FLHC, FLHCS and FLXB, and '09-later Touring and Trike models (except '14 FLHRSE, '23-later FLHXSE, '24-later FLHX, and Road Glide). '12-'16 FLD, '04-'17 Softail models equipped with Freight Train Headlamp Nacelle Kit and '09-'13 Touring models require separate purchase of Headlamp Mounting Ring P/N 67700439 and Jumper Harness P/N 69201070. '14-'20 FLHR (except '14 FLHRSE), FLHRC, FLHRXS, FLHXST and '20-later FLRT (DOM) models require separate purchase of Wiring Harness P/N 69202452.

67700433A	Chrome.
67700430A	Black.

Model Family Fitment:		
<div></div> V-ROD	<div></div> SPORTSTER	<div></div> DYNA
<div></div> SOFTAIL	<div></div> TOURING	



A. 7" DAYMAKER ADAPTIVE LED HEADLAMP – BLACK



A. 7" DAYMAKER ADAPTIVE LED HEADLAMP – CHROME



B. 7" DAYMAKER PROJECTOR LED HEADLAMP – BLACK



B. 7" DAYMAKER PROJECTOR LED HEADLAMP – CHROME



C. 5-3/4" DAYMAKER PROJECTOR LED HEADLAMP



C. 5-3/4" DAYMAKER PROJECTOR LED HEADLAMP – CHROME



C. 5-3/4" DAYMAKER PROJECTOR LED HEADLAMP – BLACK



C. 5-3/4" DAYMAKER PROJECTOR LED HEADLAMP – CHROME



C. 5-3/4" DAYMAKER PROJECTOR LED HEADLAMP – BLACK



D. ROAD GLIDE DAYMAKER PROJECTOR LED HEADLAMP – CHROME



D. ROAD GLIDE DAYMAKER PROJECTOR LED HEADLAMP – CHROME

LIGHTING 555

Headlamps – LED

C. 5-3/4" DAYMAKER® PROJECTOR LED HEADLAMP

Lamps feature 2 D-shaped optical lenses, single low-beam lens and three high-beam lenses. The low-beam pattern remains on at all times and the switched high beam adds additional punch down the middle of the road. The LED lamps are DOT and ECE compliant.

Fits '06-'11 VRSCD and VRSCDX, '15-'20 XG, '04-'22 XL, '09-'13 XR, '91-'17 Dyna® (except FLD and '91-'05 FXDWG), '84-'99 FLSTS and FXSTS, '08-'11 FLSTSB, '05-'06 FLSTSC, '10-'12 FLSTSE, '00-'17 FXCW, FXCWC, FXS, FXSB, FXSBSE, FXST, FXSTB, FXSTC and FXSTD models. Some models require Vibration Damper P/N 67700059 or Housing Kit P/N 67700093B.

67700144A	Chrome.
67700145A	Black.

Also available:
HEADLAMP VIBRATION DAMPER
Required for mounting the LED headlight in certain models. This damper adds rigidity to the headlamp housing.

67700059
Required on '00-'03 FLSTS, '05-'07 FLSTSC, '07-'10 FXSTC, '00-'07 FXSTD and '00-'06 FXSTS models equipped with LED Headlamp.

Also available:
5-3/4" LED HEADLAMP HOUSING KIT
Required for installation of 5-3/4" LED Headlamp on specified models.

67700093B
Required on '10-'22 XL1200X, '18-'22 XL1200XS and '06-'17 Dyna models (except FXDL, FXDLS and FXDWG) equipped with 5-3/4" LED headlamps. FXDF models require separate purchase of Mounting Block P/N 67741-06.

D. ROAD GLIDE® DAYMAKER PROJECTOR LED HEADLAMP

Road Glide® lamps feature dual headlamp housings mounted to a common back plate for easy installation. Each lamp features a single low-beam projector lens, 3 high-beam projector lenses and 2 D-shaped fill-light lenses. The low-beam pattern remains illuminated at all times and the switched high-beam adds additional light down the center of the lane. The LED lamps are DOT and ECE compliant.

Fits '04-'13 Road Glide models.	
67700109	Chrome.

Model Family Fitment:		
<div></div> V-ROD	<div></div> SPORTSTER	<div></div> DYNA
<div></div> SOFTAIL	<div></div> TOURING	

556 LIGHTING

Headlamps – LED

A. DAYMAKER® SIGNATURE REFLECTOR LED HEADLAMP
Surrounded by a glowing halo of light, these Daymaker® Signature Reflector LED Lamps offer superior nighttime performance while making a bold visual statement. These brilliant LED lamps produce a bright-white beam that lights up the surroundings and draws the attention of oncoming traffic. The natural daylight lamp color is easy on your eyes and is tuned to enhance and amplify the reflective character of high-way signs and lane markers. The efficient LED elements are hidden behind the lamp's stylish center crossbar, and project their brilliant light onto the optically tuned reflector bowls for a focused beam of light. The always-on low-beam produces a wide pool of general lighting, and the high beam adds focused light to add punch down the middle of the lane. The long-life solid-state LED lamps are housed in weather-sealed shock and vibration-resistant lamp assemblies. Installation is simple, and the plug-in lamps require no splicing. Meets DOT and ECE standards.

Fits '12-'16 FLD, '91-later Softail® equipped with 7" round headlamp, '94-later Touring (except Road Glide®), and '09-later Trike models. '12-'16 FLD, '94-'13 Touring, '09-'13 Trike, and '94-'17 Softail® models equipped with Freight Train Headlamp Nacelle Kit require separate purchase of Headlamp Mounting Ring Kit P/N 67700439 and jumper PN 69201070. '14-'20 FLHR (except '14 FLHRSE), FLHRC, FLHRXS and '20-Later FLRT (DOM) models require separate purchase of Wiring Harness P/N 69202452. Stock on '18-later Softail.

67700353A	7" Chrome.
67700354A	7" Black.

Fits '15-'20 XG500, XG750, '17-'20 XG750A, '11-'20 XL1200C, '10-'22 XL1200X, '18-'22 XL1200XS, '06-'17 FXDB, '16-'17 FXDLS, and '10-'17 FXDWG and '18-later FXBB and FXLR, '20-later FXLRS, FXLRST and '21-later FXBBS models. All models (except XG500, XG750, and XG750A) require separate purchase of Headlamp Bucket Kit P/N 67700455. XL1200C requires separate purchase of Mounting Block P/N 67746-11. Stock on '18-later Softail.

67700356A	5-3/4" Black.
------------------	---------------






4" DAYMAKER SIGNATURE REFLECTOR LED AUXILIARY LAMPS
These auxiliary lamps feature reflector bowls that are shaped to add an enhanced pool of light in front of and to the sides of the motorcycle. The LED lamps produce a bright white beam of light, and the modern smooth lens and center-bar reflector design complements the matching Daymaker Signature LED headlamp for a unified look. Meets DOT and ECE standards.

Fits models with 4" round auxiliary forward lighting. '04-earlier models with auxiliary lamps equipped with spade connectors require separate purchase of Adapter Harness P/N 68355-05 (Qty 2).

68000252	Chrome – Pair.
68000253	Black – Pair.

Also available:
7" HEADLAMP MOUNTING RING KIT
Required for installation of accessory 7" LED Headlamps on specific models.
67700439
Fits '12-'16 FLD, '94-'13 Touring (except Road Glide®) and '09-'13 Trike models. Also fits '94-'17 Softail models equipped with Freight Train Headlamp Nacelle Kit.

Also available:
5-3/4" LED HEADLAMP HOUSING KIT
Required for installation of 5-3/4" Daymaker Signature LED Headlamp P/N 67700355 or 67700356 on specific models. Kit includes headlamp bucket, mounting blocks and necessary hardware.
67700455
Fits '10-'20 XL1200C, '10-'22 XL1200X, '18-'22 XL1200XS, '06-'17 FXDB, '16-'17 FXDLS, '10-'17 FXDWG and '13-'17 FXSB models.

Model Family Fitment:		
 V-ROD	 SPORTSTER	 DYNA
 SOFTAIL	 TOURING	



A. 7" DAYMAKER SIGNATURE REFLECTOR LED HEADLAMP – BLACK (SHOWN WITH 4" DAYMAKER SIGNATURE REFLECTOR LED AUXILIARY LAMPS)



A. 7" DAYMAKER SIGNATURE REFLECTOR LED HEADLAMP – CHROME (SHOWN WITH 4" DAYMAKER SIGNATURE REFLECTOR LED AUXILIARY LAMPS)



A. 7" DAYMAKER SIGNATURE REFLECTOR LED HEADLAMP – CHROME



A. 7" DAYMAKER SIGNATURE REFLECTOR LED HEADLAMP – BLACK



A. 5-3/4" DAYMAKER SIGNATURE REFLECTOR LED HEADLAMP – CHROME



A. 5-3/4" DAYMAKER SIGNATURE REFLECTOR LED HEADLAMP – BLACK



B. DAYMAKER REFLECTOR LED FOG LAMPS



B. DAYMAKER REFLECTOR LED FOG LAMPS – CHROME HOUSING



B. DAYMAKER REFLECTOR LED FOG LAMPS – GLOSS BLACK HOUSING



B. DAYMAKER REFLECTOR LED FOG LAMPS – CHROME & GLOSS BLACK



C. LED FOG LAMP ENGINE GUARD CLAMP KITS – CHROME & GLOSS BLACK



D. ROAD GLIDE LED FOG LAMP MOUNT KIT – CHROME



D. ROAD GLIDE LED FOG LAMP MOUNT KIT – GLOSS BLACK

LIGHTING 557

Headlamps – LED

B. DAYMAKER® REFLECTOR LED FOG LAMPS
Compact 2.5" bullet-shaped reflector-optics fog lamps produce a bright white pool of light near the vehicle and fill in the dark area between the bike and the low-beam pattern. The fog lamps project a smooth light pattern spread without distracting hot spots and the natural daylight lamp color enhances and amplifies the reflective character of lane markers. Unlike some traditional fog lamps, the low-draw LED lamps do not burden the bike's electrical system. The long-life solid-state LED lamps are sealed in shock and vibration-resistant housings that mount to the engine guard or the Road Glide® fairing for a clean appearance. Fog lamps are DOT and ECE compliant.

Fits Dyna®, Softail®, Touring and Trike (except FLRT and FLTRT, '23-later FLHXSE, FLTRXSE, '24-later FLHX, FLTRX and FLTRXSTSE) models equipped with 1.25 inch diameter engine guards. Does not fit models with Mustache Engine Guards. Installation requires separate purchase of model-specific Mount Kit and Wiring Harness Kit. Mount Kits: '15-'22 Road Glide® models require separate purchase of fairing mount Road Glide®LED Fog Lamp Mount Kit P/N 68000183 or 68000184. All other models require separate purchase of an engine guard clamp kit (Short P/N 68000171 or 68000141, Long P/N 68000170 or 68000142). Wiring Harness Kits: '23-later FLTRXSE & FLHRXSE and '24-later FLHX and FLTRX require separate purchase of harness P/N 69203208. '14-later Electra Glide®, Road Glide®, Street Glide® and Tri Glide® models require separate purchase of harness P/N 69201109. '97-'13 Electra Glide®, Road Glide®, Street Glide® and Trike models requires separate purchase of harness P/N 69200864. '97-later Road King® (except FLHRS and FLRT) require separate purchase of harness P/N 69201108.

68000090A	Chrome Housing.
68000092A	Gloss Black Housing.

Also available:
LED FOG LAMP WIRING HARNESS
69203216
Fits '23-later FLTRXSE and FLHRXSE, and '24-later FLHX, FLTRX, and FLTRXSTSE.
69200863
Fits Dyna® and '84-'17 Softail® models. Kit includes universal handlebar-mounted switch.

69201108
Fits '97-later Road King® (except FLHRS). Kit uses Original Equipment nacelle switch to power the fog lamps for Road King®. FHLRXS models require separate purchase of P/Ns 15346-98A, 71522-08 and 74408-08A.

69201109
Fits '14-later Electra Glide®, Road Glide, Street Glide® and Tri Glide® models. Street Glide and Road Glide Custom models require separate purchase of Switch Pack P/N 69200172. Not required for fairing mount Road Glide LED Fog Lamp Mount Kits, P/N 68000183 and 68000184. Does not fit '23-later FLHXSE, FLTRXSE, '24-later FLHX, FLTRX and FLTRXSTSE models.

69200864
Fits '97-'13 Electra Glide, Road Glide, Street Glide and Trike models. Models without an Original Equipment fog lamp switch require separate purchase of Switch Kit P/N 71505-96.

C. LED FOG LAMP ENGINE GUARD CLAMP KIT
Fits Touring and Trike models equipped with 1.25" Engine Guards and fairing lowers.
68000170 Chrome.
68000142 Gloss Black.

Fits Dyna, Softail, Touring, and Trike models equipped with 1.25" engine guards. Does not fit models with Mustache Engine Guards. Does not fit models equipped with Original Equipment or accessory fairing lowers.
68000171 Chrome.
68000141 Gloss Black.

D. ROAD GLIDE® LED FOG LAMP MOUNT KIT
Fits '15-later Road Glide® and '23-later FLTRT models with Original Equipment or accessory bullet turn signals. Requires separate purchase of Daymaker® Reflector LED Fog Lamps. May require purchase of OEM switch pack, see dealer for details.
68000183 Chrome.
68000184 Gloss Black.

558 LIGHTING

Headlamps – Auxiliary

A. DELUXE AUXILIARY LIGHTING KIT – FL SOFTAIL® MODELS

Shaped by the wind. These billet-look mounting brackets hug the contour of the smooth chrome Triple Tree Cover (included). Separate purchase of the sealed lamp is required to allow the flexibility to choose from four different styles. Bulbs sold separately.

68669-05A Domestic.
Fits '00-'17 FLS, FLSS, FLSTF, FLSTFB and FLSTFBS and '06 FLST models. Compatible with Nostalgic Windshield Kit P/N 57140-05, 57181-05 and 57141-05 only. Does not fit with Accessory Nacelle Kits.

B. AUXILIARY LAMP BULB KITS

Available in 3 lens styles, these sealed beam bulbs are a direct replacement for Original Equipment or accessory Auxiliary Lighting Kits.

Fits all models with Original Equipment or accessory Auxiliary Lighting Kits (except '18-later Softail®, '14-later Street Glide®, Electra Glide®, Ultra Limited® and Trike models). Sold in pairs.

1. Clear Lens with Halogen Bulb

68208-98A

2. Clear Lens and Vertical Reflector Optics

68348-05

C. INDEPENDENT CONTROL AUXILIARY LAMP WIRE HARNESS KIT

Maximize your nighttime view down a lonely stretch of back road. This simple-to-install wiring harness permits independent control of your bike's auxiliary lamps and allows the lamps to be switched on when the headlamp is in either the low or high beam setting.

69200441
Fits '98-'13 Electra Glide, Street Glide and Trike models equipped with auxiliary lamps.

69200442
Fits '96-'17 FL Softail® and '97-'13 Road King® models equipped with auxiliary lamps.



A. DELUXE AUXILIARY LIGHTING KIT – FL SOFTAIL MODELS (SHOWN WITH AUXILIARY LAMP BULB KIT)



B. AUXILIARY LAMP BULB KITS



C. INDEPENDENT CONTROL AUXILIARY LAMP WIRE HARNESS KIT (TOURING SHOWN)



D. CUSTOM AUXILIARY LIGHTING KIT – CHROME (67800367A SHOWN)



D. CUSTOM AUXILIARY LIGHTING KIT – CHROME



D. CUSTOM AUXILIARY LIGHTING KIT – GLOSS BLACK



E. DAYMAKER LED FORWARD AUXILIARY LIGHTS



F. AUXILIARY LIGHT INSTALLATION KIT

LIGHTING 559

Headlamps – Auxiliary

D. CUSTOM AUXILIARY LIGHTING KIT

Shaped by the wind, this Auxiliary Lighting Kit follows the contours of the triple tree and headlamp shell for a custom look. The elegant cantilever brackets serve as stylized mounting points for the passing lamp and turn signal housings and eliminate the cross brace and flat side supports of traditional auxiliary lamps.

Fits '14-later FLHT, FLHX, FLHXS and FLHXST models. Kit includes passing lamp housings, retaining rings, mounting brackets, bullet turn signals, auxiliary lamp switch and hardware. Auxiliary Lamp Bulbs sold separately.

67800367A Chrome.

67800366A Gloss Black.

Also available: CUSTOM AUXILIARY LAMP BRACKET TURN SIGNAL KIT

Add your choice of Bullet Style Turn Signals to the Custom Passing Lamp Bracket. Select from amber, clear or smoked lens turn signal kits to complement your custom direction. Kit includes left and right bullet turn signal housing, two lenses and two front bulbs.

Fits '94-'13 FLHR and '97-'13 FLHT and FLHX models equipped with Custom Auxiliary Lighting Bracket Kits.

67800166 Black Smoked Lens, Amber Bulb.

Also available: CUSTOM AUXILIARY LAMP BRACKET HARDWARE KIT

Add Custom Passing Lamp Brackets to your Road King® model.

69235-04
Required to install the Custom Auxiliary Lighting Bracket Kit P/N 69227-04A on '94-'13 Road King® models equipped with a H-D™ Detachables™.

69234-04
Required to install the Custom Auxiliary Lighting Bracket Kit P/N 69227-04A on FLHRS models not presently equipped with a windshield, but wish to install a windshield at the same time or in the future.

E. DAYMAKER® LED FORWARD AUXILIARY LIGHTS

These rugged auxiliary LED lights offer three-way function that will serve the adventure touring rider in any situation. Installed as a pair, each light has a three beam, four-lens design within durable aluminum housing. In daylight these lights also make the motorcycle more conspicuous to other motorists. The factory-integrated design makes these lights easy to install and a perfect fit and look on the bike. Fog lights produce a widepool of light directly in front of the motorcycle to light the edge of the road in low-visibility conditions. Driving lights punch light further down the road to augment headlight performance. Off-Road beams deliver 275-meter forward visibility and 50-meter side visibility to light up the trail (not street legal). Powder coated lightweight Aluminum housing. High-impact hard-coated and anti-fog coated outer lens. Sold as a pair. Installation requires separate purchase of Auxiliary Light Installation Kit.

68000340
Fits '21-later RA1250 and RA1250S (requires Install Kit P/N 68000343), if Brush Guard is installed (requires P/N 49000192). Also fits '24-later RA1250SE, '14-later Touring models (Road Glide models require Install Kit P/N 68000342, all other Touring models require Install Kit P/N 68000341). Does not fit '23-later FLHXSE, FLTRXSE, '24-later FLHX, FLTRX and FLTRXSTSE models.

F. AUXILIARY LIGHT INSTALLATION KIT

Installation kit includes a wiring harness, mounting brackets, and switch pack for installing Daymaker LED Forward Auxiliary Lights.

Fits '21-later RA1250 and RA1250S and '24-later RA1250SE models.

68000343

Fits '14-later Touring models (except Road Glide® and '23-later FLHXSE and '24-later FLHX models).

68000341

Fits '14-later Road Glide models. '14-'16 models require Connector Adapter P/N 69201900.

68000342

Model Family Fitment:

V-ROD	SPORTSTER	DYNA
SOFTAIL	TOURING	

560 LIGHTING

Headlamp Trim

A. FRENCHED TRIM RING COLLECTION

This chrome-plated Headlamp Trim Ring extends forward, giving the headlamp assembly a frenched look reminiscent of classic hot rod car designs by recessing the headlamp and adding the appearance of depth. Functions as a direct replacement for the Original Equipment trim ring, except when used with P/N 69627-99, where it easily installs over the Original Equipment trim ring. (Does not fit with Accessory Headlamp Visor or Passing Lamp Visor.)

1. 69627-99 Headlamp.
Fits '12-'16 FLD, '94-later Road King®, '83-'13 Touring (except Tour Glide™ and Road Glide®) and '08-'13 Trike models. Also Fits '86-'17 FL Softail® models with Freight Train Headlight Nacelle. (Does not fit with Fairing Bra P/N 57800-00.)

2. 69622-99B Passing Lamp.
Fits '62-later models equipped with Original Equipment or accessory Auxiliary Lamp Kits. Sold in pairs.


3. 69740-01 Turn Signal – Flat Lens.
Fits flat lens turn signals on rear of '06 FLST, '94-'17 FLSTC, '94-'97 FLSTN and on the front and rear of '14-later FLHR, FLHRC and '88-'13 Touring (except FLHRS, FLHX and '04-'13 FLTR) models. Also fits FL Softail models with front Turn Signal Relocation Kit P/N 68413-99 or 68412-99.

67700215 Headlamp.
Fits '14-later Electra Glide®, Street Glide®, Ultra Limited®, Tri Glide® and '94-later Road King® models. Does not fit '23-later FLHXSE, '24-later FLHX, FLTRX and FLTRXSTSE models.

69626-99 Headlamp.
Fits '94-'17 FLS, FLSS, FLSTF, FLSTFB, FLSTFBS and FLSTN and '15-later FLRT models.

69623-99A Headlamp.
Fits '05 VRSCB, '04-'22 XL883, XL883L, XL883N, XL883R, XL1200L, XL1200N, XL1200R, XL1200T, XL1200X and XL1200XS, '16-'20 XL1200CX, '94-'17 Dyna® (except FXDF and FLD equipped with 7" headlamp), '94-'15 FXLR, FXST and FXSTB, '08-'17 FLSTSB and FXS, '16-'17 FXSE and '94-'99 FXSTC models.

69624-99A Headlamp.
Fits '96-'22 XL883C, XL1200C and XL1200V, '16-'20 XL1200CX, '99 FXR, '16-'17 FXDLS, '97-'03 FLSTS, '05-'07 FLSTSC, '16-'17 FXSE, '07-'10 FXSTC, '00-'07 FXSTD, '93-'06 FXSTS and '95-'97 FXSTSB models.



A. FRENCHED TRIM RING COLLECTION
(HEADLAMP, PASSING LAMP AND TURN SIGNAL TRIM RINGS) – ROAD KING



A. FRENCHED TRIM RING – ELECTRA GLIDE



A. FRENCHED TRIM RING – SOFTAIL STANDARD



A. FRENCHED TRIM RING – DYNA LOW RIDER



A. FRENCHED TRIM RING – XL883 LOW



B. VISOR STYLE TRIM RING COLLECTION
(HEADLAMP, PASSING LAMP AND TURN SIGNAL TRIM RINGS) – ROAD KING



B. VISOR STYLE TRIM RING – ELECTRA GLIDE



B. VISOR STYLE TRIM RING – SOFTAIL DELUXE



B. VISOR STYLE TRIM RING – XL/DYNA



B. VISOR STYLE TRIM RING – XL CUSTOM

LIGHTING 561

Headlamp Trim

B. VISOR STYLE TRIM RING COLLECTION

These chrome-plated Visor Style Trim Rings recess the headlamp into the housing and add a traditional eyebrow design to the headlamp shell. The trim ring stretches the profile of the bike for a long, lean appearance. Add matching Visor Style Passing Lamp and Turn Signal Trim Rings for a true custom look.

1. 69733-05 Headlamp.
Fits '12-'16 FLD, '94-later Road King®, '83-'13 Touring (except Tour Glide™ and Road Glide®) and '08-'13 Trike models. Also fits '86-'17 FL Softail® models with Freight Train Headlight Nacelle. (Does not fit with Fairing Bra P/N 57800-00.)

2. 69732-05 Passing Lamp.
Fits '62-later models equipped with Original Equipment or accessory Auxiliary Lamp Kits. Sold in pairs.

3. 69749-05 Turn Signal – Flat Lens.
Fits flat lens turn signals on rear of '06 FLST, '94-'17 FLSTC, '94-'97 FLSTN and on the front and rear of '14-later FLHR, FLHRC and '88-'13 Touring (except FLHRS, FLHX and '04-'13 FLTR) models. Also fits FL Softail models with front Turn Signal Relocation Kit P/N 68413-99 or 68412-99.

67700216 Headlamp.
Fits '14-later Electra Glide®, Street Glide®, Ultra Limited®, Tri Glide® and '94-later Road King® models. Does not fit '23-later FLHXSE, '24-later FLHX, FLTRX and FLTRXSTSE models.

69734-05 Headlamp.
Fits '94-'17 FLS, FLSS, FLSTF, FLSTFB, FLSTFBS and FLSTN and '15-later FLRT models.

69735-05 Headlamp.
Fits '05 VRSCB, '04-'22 XL883, XL883L, XL883N, XL883R, XL1200L, XL1200N, XL1200R, XL1200T, XL1200X, and XL1200XS, '12-'20 XL1200C, '16-'20 XL1200CX, '94-'17 Dyna® (except FXDF and FLD equipped with 7" headlamp), '94-'15 FXLR, FXST and FXSTB, '08-'17 FLSTSB and FXS, '16-'17 FXSE and '94-'99 FXSTC models.

69738-05 Headlamp.
Fits '96-'22 XL883C, XL1200C and XL1200V, '16-'20 XL1200CX, '18-'22 XL1200XS, '99 FXR, '97-'03 FLSTS, '05-'07 FLSTSC, '07-'10 FXSTC, '00-'07 FXSTD, '93-'06 FXSTS and '95-'97 FXSTSB models.

Model Family Fitment:

<div></div> V-ROD	<div></div> SPORTSTER	<div></div> DYNA
<div></div> SOFTAIL	<div></div> TOURING	

562 LIGHTING

Headlamp Trim Rings

A. HEADLAMP TRIM RING – GLOSS BLACK

Finish the Dark Custom look by replacing the Original Equipment chrome headlamp trim ring with sinister black. Easy to install, the ring’s rich black surface matches the stock headlamp shell finish for a unified look.

46555-03B 7" Headlamp.
Fits '94-later Touring models (except Road Glide® and '23-later FLHXSE and '24-later FLHX) and FLHTCUTG models.

61400573 7" Headlamp.
Fits '18-later FLDE, FLHC, FLHCS, FLSB and FLSL models.

67700487 7" Headlamp.
Fits '93-later Softail® models and '15-later FLRT models with 7" Headlamp. Does not fit Softail models equipped with Freight Train Nacelle Headlamp Kit.

67700115 7" Headlamp.
Fits '08-'17 FLS, FLSS, FLSTF, FLSTFB, FLSTFBS and FLSTN and '15-later FLRT models.

61400574 5-3/4" Headlamp.
Fits '18-later FXBB, FXLR, FXST and FXBBS models.

67700116 5-3/4" Headlamp.
Fits '05 VRSCB, '04-'22 XL883, XL883L, XL883N, XL883R, XL1200L, XL1200N, XL1200R, XL1200T, XL1200X, and XL1200XS, '12-'20 XL1200C, '16-'20 XL1200CX, '94-'17 Dyna® (except FXDF and FLD equipped with 7" headlamp), '94-'15 FXLR, FXST and FXSTB, '08-'17 FLSTSB and FXS, '16-'17 FXSE and '94-'99 FXSTC models.

67700117 4" Passing Lamp.
Fits '62-later models equipped with Original Equipment or accessory Auxiliary Lamp Kits. Sold in pairs.

B. CONTOURED HEADLAMP TRIM RING

Add an integrated look to your headlamp. The Contoured Headlamp Trim Ring, introduced on the Screamin’ Eagle® Road King model, is designed to visually reduce the space between the headlamp bulb and the headlamp housing for a sleek, custom style. The bright chrome finish matches the headlamp housing for a factory original look.

69604-03A
Fits '83-later Touring (except Tour Glide, Road Glide® and '23-later FLHXSE and '24-later FLHX). Also fits '86-'17 FL Softail® models with Freight Train Headlight Nacelle. Does not fit Trike models.



A. HEADLAMP TRIM RING – GLOSS BLACK (ROAD KING SHOWN)



A. HEADLAMP TRIM RING – GLOSS BLACK ('19 SOFTAIL SLIM SHOWN)



A. HEADLAMP TRIM RING – GLOSS BLACK (FAT BOY LO SHOWN)



A. HEADLAMP TRIM RING – GLOSS BLACK ('19 STREET BOB SHOWN)



A. HEADLAMP TRIM RING – GLOSS BLACK (IRON 883 SHOWN)



B. CONTOURED HEADLAMP TRIM RING



C. FRENCHED TRIM RING COLLECTION – GLOSS BLACK (ELECTRA GLIDE SHOWN)



C. FRENCHED TRIM RING COLLECTION – GLOSS BLACK (ROAD KING SHOWN)



D. VISOR STYLE TRIM RING COLLECTION – GLOSS BLACK (ELECTRA GLIDE SHOWN)



D. VISOR STYLE TRIM RING COLLECTION – GLOSS BLACK (ROAD KING SHOWN)

LIGHTING 563

Headlamp Trim Rings

C. FRENCHED TRIM RING COLLECTION – GLOSS BLACK

This easy-to-install Headlamp Trim Ring extends forward, giving the headlamp assembly a frenched look reminiscent of classic hot rod car designs by recessing the headlamp and adding the appearance of depth. Does not fit with accessory Headlamp Visors or Passing Lamp Visors.

61400294 7" Headlamp – Gloss Black.
Fits '14-later Electra Glide®, Street Glide®, Ultra Limited®, Tri Glide® and '94-later Road King® models. Does not fit '23-later FLHXSE, '24-later FLHX, FLTRX and FLTRXSTSE models.

61400295 7" Headlamp – Gloss Black.
Fits '12-'16 FLD, '83-'13 Touring (except Tour Glide™ and Road Glide®), '94-later Road King and '08-'13 Trike models. Also fits '86-'17 FL Softail® models with Freight Train Headlight Nacelle. Does not fit with Fairing Bra P/N 57800-00.

D. VISOR STYLE TRIM RING COLLECTION – GLOSS BLACK

These easy-to-install Visor Style Trim Rings recess the headlamp into the housing and add a traditional eyebrow design to the headlamp shell. The trim ring stretches the profile of the bike for a long, lean appearance.

61400292 7" Headlamp – Gloss Black.
Fits '14-later Electra Glide®, Street Glide®, Ultra Limited®, Tri Glide® and '94-later Road King® models. Does not fit '23-later FLHXSE, '24-later FLHX, FLTRX and FLTRXSTSE models.

61400293 7" Headlamp – Gloss Black.
Fits '12-'16 FLD, '83-'13 Touring (except Tour Glide™ and Road Glide®), '94-later Road King and '08-'13 Trike models. Also fits '86-'17 FL Softail models with Freight Train Headlight Nacelle. Does not fit with Fairing Bra P/N 57800-00.

- Model Family Fitment:
- V-ROD
 - SPORTSTER
 - DYNA
 - SOFTAIL
 - TOURING

564 LIGHTING

Headlamp Trim Rings

A. LAMP VISORS

This complete collection of Lamp Visors dresses your bike for a true custom look.

Headlamp
Fits 7" Headlamp (except '18-later Softail® and '14-later FLHT, FLTHCU, FLHTCUL, FLHTK, FLHTKL, FLHTKSE, FLHX, FLHXS, FLHXST, FLHXSE, FLTRKSE, FLTRU, FLTRX, FLTRXS, FLTRXST, FLTRXSE, FLHTCUTG models). (Does not fit with accessory Headlamp Trim Rings.) Road King® models require separate purchase of Headlamp Mounting Kit P/N 67761-96.

69793-07	Skull.
67752-77T	Classic Chrome.
67791-91T	Eagle Wing.

Headlamp
Fits 5-3/4" Headlamp. (Does not fit Heritage Springer™, XL883C, XL1200C, XL1200NS, XL1200V, '18-later Fits 5-3/4" Headlamp. (Does not fit Heritage Springer, XL883C, XL1200C, XL1200NS, XL1200T, XL1200V, '18-later Softail models or models with Accessory Headlamp Trim Rings.)

67750-88T	Classic Chrome.
67751-91T	Eagle Wing.

Passing Lamp
Fits all Passing Lamps. ('87-later models require Passing Lamp Trim Rings P/N 68775-93TA.) (Does not fit models with Passing Lamp Trim Rings P/N 69622-99B or 69732-05.) Sold in pairs.

69795-07	Skull.
67783-78T	Classic Chrome.
67796-91T	Eagle Wing.

Flat Lens Turn Signal
Fits front turn signals on '88-'17 FLSTC, '94-later FLHR, '07-later FLHRC, '86-'09 FLHT, '86-'13 FLHTC, '89-'13 FLHTCU and '10-'13 FLHTK models. Sold in pairs.

67734-88T	Classic Chrome.
67735-91T	Eagle Wing.


Flat Lens Turn Signal
Fits rear turn signals on '86-'92 FXRT, '86-'90 FLST, '88-'17 FLSTC, '94-later FLHR, '07-later FLHRC, '86-'09 FLHT, '86-'13 FLHTC, '89-'13 FLHTCU and '10-'13 FLHTK models. Also fits front and rear turn signals on '88-'91 FLTC, '89-'96 FLTCU and '99-'03 FLTR models. Sold in pairs.

67737-88T	Classic Chrome.
67738-91T	Eagle Wing.

Also available:
ROAD KING® HEADLAMP VISOR MOUNTING KIT
Allows 7" headlamp visors to be mounted on Road King® motorcycle.

67761-96
Fits '94-later FLHR, FLHRC and FLHRXS models. Visor and Trim Ring not included.

Also available:
PASSING LAMP TRIM RINGS
68775-93TA
Replaces Original Equipment P/N 68725-62. Required for proper installation of H-D® Passing Lamp Visors on '87-later models (except FXSTD).



A. SKULL COLLECTION LAMP VISORS



A. CLASSIC CHROME LAMP VISORS



A. EAGLE WING LOGO LAMP VISORS



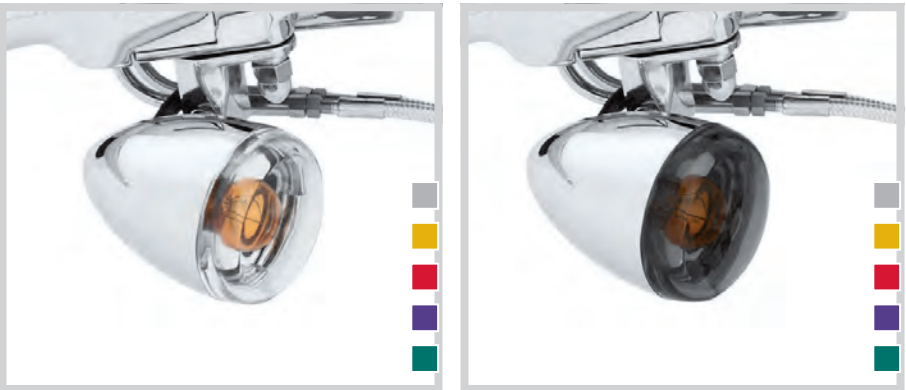
B. BULLET TURN SIGNAL TRIM RINGS – VISOR STYLE



B. BULLET TURN SIGNAL TRIM RINGS – FRENCHED STYLE



C. BULLET TURN SIGNAL VISOR TRIM RINGS – BLACK



D. TURN SIGNAL LENS KIT – CLEAR, BULLET LENS



D. TURN SIGNAL LENS KIT – SMOKED, BULLET LENS

LIGHTING 565

Turn Signal Trim

B. BULLET TURN SIGNAL TRIM RINGS

Trim ring contour matches the turn signal housing and extends out past the lens for a sleek appearance. These easy-to-install chrome-plated trim rings look great alone or in combination with Headlamp Trim Rings. Available in Visor Style for a nostalgic look or in Trim Ring style for contemporary frenched contour. Sold in pairs.

Front or Rear, Amber Lenses
Fits models equipped with bullet style turn signals (except models equipped with stop/tail/turn lights).

69756-05	Amber, Visor Style.
-----------------	---------------------

Front, Lenses with Amber Bulbs
Fits models equipped with front bullet style turn signals (except models equipped with Original Equipment or Accessory LED turn signals).

69758-05	Smoked, Visor Style.
69752-04	Smoked, Frenched Style.
69760-05	Clear, Visor Style.

Rear, Lenses with Amber Bulbs
Fits models equipped with bullet style turn signals (except models equipped with stop/tail/turn lights).

69759-05	Smoked, Visor Style.
69753-04	Smoked, Frenched Style.
69761-05	Clear, Visor Style.

Rear, Red Lenses
Fits rear of models equipped with bullet style turn signals (except models equipped with stop/tail/turn lights).

69757-05	Red, Visor Style.
69736-02	Red, Frenched Style.

C. BULLET TURN SIGNAL VISOR TRIM RING – BLACK
Visor-shaped trim rings add a traditional look to the contemporary style of the bullet turn signal. These easy-to-install black finish trim rings are available with smoked or red lenses to match your customizing direction. Sold in pairs.

73342-09 Front, Smoked Lens, Amber Bulb.
Fits '08-'22 XL883N, XL1200N, XL1200NS, XL1200X and XL1200XS, '11-'13 XL1200C, '16-'20 XL1200CX, and '08-later FL Softail® models (except '18-later FLDE). Does not fit FLSTC or models equipped with Original Equipment or accessory LED signal lamps.

73343-09 Rear, Smoked Lens, Amber Bulb.
Fits '09-'17 FLSTSB models (except models equipped with Original Equipment or accessory LED turn signals).

D. TURN SIGNAL LENS KIT – SMOKED AND CLEAR
Add a unique touch to your bike. These Turn Signal Lens Kits replace the amber lenses for a clean front and rear appearance. Available in clear and smoked versions. Meets DOT requirements.

Fits '00-later models with bullet turn signals (except VRSC™ and models equipped with rear red lens stop/turn/tail signals). Will also fit V-Rod® models equipped with Chrome Turn Signal Kit P/N 69374-05 or 69065-05. Kit includes 4 lenses and 4 amber bulbs.

69303-02	Clear – Bullet Lens.
69304-02	Smoked – Bullet Lens.

Fits front lenses on '08-'22 XL883N, XL1200CX, XL1200N, XL1200T and XL1200X, '11-'22 XL1200C and XL1200V, '16-'17 FXDLS, '12-'17 FLS and FLSS, '08-'11 FXCW and FXCWC, '11-'13 FXS and '16-'17 FXSE models. This kit includes 2 lenses and 2 amber bulbs.

69208-09	Smoked – Bullet Lens.
-----------------	-----------------------

Model Family Fitment:

V-ROD

SPORTSTER

DYNA

SOFTAIL

TOURING

566 LIGHTING

Turn Signals

A. CUSTOM TOURING FRONT BULLET TURN SIGNAL KIT
Add the lean, stripped-down look of the FLHX models to your Electra Glide® or Road King® motorcycle. Complete kit replaces the Original Equipment passing lamps and flat lens turn signal mounts with streamlined bullet-style turn signals. The chrome-plated brackets serve as stylized mounting points for the turn signals and conceal the wiring for a clean, custom appearance.

69492-05 Chrome with Amber Lens.
Fits '96-'13 FLHT and FLHTC, '05-'13 FLHTCU and FLHTK and '09-'13 FLHTCUTG models. Will not fit vehicles equipped with Non-Vented Fairing Lower.

67800167 Gloss Black with Smoked Lenses.
Fits '96-'13 FLHT, FLHTC and FLHX, '05-'13 FLHTCU and FLHTK and '09-'13 FLHTCUTG models. Will not fit vehicles equipped with Non-Vented Fairing Lower.

B. STREET GLIDE® FRONT BULLET TURN SIGNAL MOUNT KIT – GLOSS BLACK
Complement the lean, stripped-down look of your Street Glide® model. Manufactured from Original Equipment components, these rich gloss black Turn Signal Mounts replace the factory-installed chrome mounts to complete the blacked-out look. The brackets serve as stylized mounting points for the Original Equipment or accessory LED bullet turn signals, and conceal the wiring for a clean, custom appearance. Kit includes left and right mounting bracket.

67800706
Fits '14-later FLHT, FLHX, FLHXS and FLHXSE models.

C. ROAD GLIDE® FRONT BULLET TURN SIGNAL MOUNTS – GLOSS BLACK
Complete the sinister look of your Road Glide® model. Manufactured from Original Equipment components, these rich gloss black Turn Signal Mounts replace the factory-installed chrome mounts, and continue the blacked-out look. The brackets serve as stylized mounting points for the Original Equipment or accessory LED bullet turn signals, and are the perfect complement to Gloss Black Fairing Support P/N 47200278, a gloss black engine guard and gloss black front end components. Kit includes right and left hand mounts.

67800707
Fits '15-later Road Glide models.

Model Family Fitment:


■ V-ROD	■ SPORTSTER	■ DYNA
■ SOFTAIL	■ TOURING	



A. CUSTOM TOURING FRONT BULLET TURN SIGNAL KIT – CHROME



A. CUSTOM TOURING FRONT BULLET TURN SIGNAL KIT – GLOSS BLACK



B. STREET GLIDE FRONT BULLET TURN SIGNAL MOUNT KIT – GLOSS BLACK



C. ROAD GLIDE FRONT BULLET TURN SIGNAL MOUNTS – GLOSS BLACK



D. LED BULLET TURN SIGNAL INSERT KIT



D. LED BULLET TURN SIGNAL INSERT KIT – RED (SHOWN WITH CLEAR LENS)



E. LENSES FOR LED BULLET TURN SIGNAL INSERTS – AMBER



E. LENSES FOR LED BULLET TURN SIGNAL INSERTS – CLEAR



D. LED BULLET TURN SIGNAL INSERT KIT – AMBER (SHOWN WITH CLEAR LENS)



E. LENSES FOR LED BULLET TURN SIGNAL INSERTS – SMOKED



E. LENSES FOR LED BULLET TURN SIGNAL INSERTS – RED

LIGHTING 567

Turn Signals

D. LED BULLET TURN SIGNAL INSERT KIT
Grab the attention of the traffic around you. These LED Turn Signal Inserts feature a single bright, fast-acting amber or red LED lamp sealed in a waterproof housing. The multi-faceted reflector amplifies the light, and the focused lens spreads the light across the lamp's surface. The drop-in lamp assembly replaces the bulb and reflector in the stock bullet turn signal housing for a simple on-bike installation, and the included plug-in harness and crimp connectors attach directly to the existing turn signal wiring. Installation does not require a control box or load equalizer for correct operation. Kit includes 2 LED modules, 2 wiring harnesses and crimping connectors. Customize the look with your choice of outer lens cover color. Lenses sold separately. Amber Inserts are DOT/ECE compliant. Red Inserts are DOT compliant.

Fits '14-'22 XL, '12-'16 FLD and FXDC, '12-'17 FLS and FLSS, '11-'17 FLSTN and FXST, '16-'17 FLSTF, FLSTFB, FLSTFBS and FXSB, '12 FLSTSE, '18-later Softail® (except FLDE and FXDRS) and '14-later Touring and Trike models. Does not fit some international configurations with sealed LED turn signals, check with dealer to confirm.

67800639 Amber LED Insert.

67800640 Red LED Insert.

E. LENSES FOR LED BULLET TURN SIGNAL INSERTS
Add a unique touch to your bike. These Turn Signal Lens Kits replace the Original Equipment lenses when you install LED Bullet Turn Signal Inserts P/N 67800639 or 67800640. Available in amber, clear, smoked and red to match your style or functional needs. Kit contains 2 lenses.

67800642 Amber Lenses.
For use with Amber LED Bullet Turn Signal Insert Kit. Fits most models with Original Equipment bullet style turn signals. Does not fit accessory LED Bullet Turn Signal Kit or models with sealed LED rear turn signals. ECE/DOT compliant.

67800643 Smoked Lenses.
For use with Amber or Red LED Bullet Turn Signal Insert Kit. Fits most models with Original Equipment bullet style turn signals. Does not fit accessory LED Bullet Turn Signal Kit or models with sealed LED rear turn signals. ECE/DOT compliant with Amber insert. DOT compliant with Red insert.

67800644 Clear Lenses.
For use with Amber or Red LED Bullet Turn Signal Insert Kit. Fits most models with Original Equipment bullet style turn signals. Does not fit accessory LED Bullet Turn Signal Kit or models with sealed LED rear turn signals. ECE/DOT compliant with Amber insert. DOT compliant with Red insert.

67800645 Red Lenses.
For use with Red LED Bullet Turn Signal Insert Kit. Fits most models with Original Equipment bullet style turn signals or models with sealed LED rear turn signals. Does not fit accessory LED Bullet Turn Signal Kit or models with sealed LED rear turn signals. DOT compliant.

Model Family Fitment:

■ V-ROD	■ SPORTSTER	■ DYNA
■ SOFTAIL	■ TOURING	

568 LIGHTING

Turn Signals

FRONT AND REAR SIGNATURE LED SIGNAL INSERTS
LED Turn Signals deliver modern signature style and function that improves rider conspicuity to surrounding traffic. The light pipe outer "signature" ring adds visibility and unique styling, while brilliant center LED elements flash with an eye-catching signal. Easy plug-and-play installation to Original Equipment signal housing takes less than five minutes.

A. FRONT SIGNATURE LED TURN SIGNAL INSERTS – AMBER/WHITE, SMOKED LENS
Signature LED turn signal insert with smoked lens provides a bright white daytime running lamp which turns off when the amber colored turn signal is activated.
67801147 DOT Compliant.
Fits domestic '16-later CVO™ models equipped with LED Bullet Turn Signals. Does not fit models with plastic bullet turn signals. Does not fit '23 FLTRKSEANV, '23-later FLHXSE and FLTRXSE, '24-later FLTRXSTSE and '24 RA1250SE models.

67801148 DOT Compliant.
Fits domestic '14-later Softail® (except '14-'15 FLSTF, FLSTFB, and FXSB) , Dyna® (except '14-'17 FXDF, FXDL, FXDWG, FXDBP, and FXDP), Touring, Trike and XL models. Also fits '14-'15 CVO (except FXSBSE) models equipped with bullet turn signals. Does not fit models with plastic bullet turn signals. Does not fit '23-later FLHFB, FLHXSE, certain models of '23-later FLTRKSEANV and FLTRXSE and '24-later FLHX, FLTRX and FLTRXSTSE models.

B. SIGNATURE LED TURN SIGNAL INSERTS – AMBER/ AMBER SMOKED LENS
Signature LED turn signal insert with smoked lens and amber colored turn signal.
67801184 ECE Compliant.
Front:
Fits international '14-later Softail (except '14-'15 FLSTF, FLSTFB, FXSB) , Dyna (except '14-'17 FXDF, FXDL, FXDWG, FXDBP, FXDP), Touring, Trike (Australia only), '14-later Domestic XL, and '14-'15 CVO (except FXSBSE) models equipped with bullet turn signals. Does not fit models with plastic bullet turn signals.

Rear:
Domestic: '14-'17 FLSTF, '14-'16 FLSTFB, '16-'17 FLSTFBS, '14 FXDC, '14-'17 FXDF, FXDL, '18-'20 FXLR, '20-'21 FXLRS, '14-'19 XL1200C, '14-'17 XL1200T, '14-'19 XL883L Canada Only: '14-'16 XL1200V, '18 XL1200NS, '14-'18 XL1200X, '18 XL1200XS, '14-'18 XL883N.
International: '14-'17 FLSTF, '14-'17 FLSTFB, '16-'17 FLSTFBS, '14 FXDC, '14-'17 FXDF, '14-'17 FXDL, '14-'17 FXDWG, '18-'20 FXLR, '20-later FXLRS, '14 FXST (AUS ONLY), '14-'20 XL1200C, '14-'16 XL1200CA, '14-'17 XL1200CB, '14-'20 XL1200T, '14-'20 XL883L, '14-'15 XL883
67801186 ECE Compliant.
Fits international '16-later CVO models (except non-Australian FLHTCUTGSE) equipped with LED Bullet Turn Signals. Does not fit models with plastic bullet turn signals. Does not fit '23-later FLHFB, FLHXSE, certain models of '23-later FLTRKSEANV and FLTRXSE and '24-later FLHX, FLTRX and FLTRXSTSE models.



A. FRONT SIGNATURE LED TURN SIGNAL INSERTS – AMBER/WHITE, SMOKED LENS



A. FRONT SIGNATURE LED TURN SIGNAL INSERTS – AMBER/WHITE, SMOKED LENS



B. FRONT SIGNATURE LED TURN SIGNAL INSERTS – AMBER/AMBER SMOKED LENS



B. FRONT SIGNATURE LED TURN SIGNAL INSERTS – AMBER/AMBER SMOKED LENS



C. REAR SIGNATURE LED TURN SIGNAL INSERT – RED



C. REAR SIGNATURE LED TURN SIGNAL INSERT – RED



D. REAR SIGNATURE LED TURN SIGNAL KIT – AMBER LIGHT - SMOKED LENS WITH CHROME HOUSING



D. REAR SIGNATURE LED TURN SIGNAL KIT – AMBER LIGHT - SMOKED LENS WITH BLACK HOUSING



E. LED BULLET TURN SIGNAL KIT – BLACK – REAR LIGHT BAR

LIGHTING 569






Turn Signals

C. REAR SIGNATURE LED TURN SIGNAL INSERT – RED
Signature LED turn signal insert with smoked lens provides a bright red run/brake/turn.
67801149 DOT Compliant.
Fits domestic '16-'17 FXSE and 18-later FLSE models equipped with LED Bullet Turn Signals.
67801150 DOT Compliant.
Fits domestic '18-'19 FLFB, '14-'17 FLS, '16-'17 FLSS, '18-'20 FXBB, '21 FXBBS, '18-'19 FXBR, '18-'20 FXBRS, '18-'19 FXFB, '14-'17 FXSB, '20-'21 FXST, '14-'17 FXDB, '14-'16 FXDBP, '16-'17 FXDLS, '14-'17 FXDWG, '14 FXSBSE, '16-'20 XL1200CX, '18-'21 XL1200NS (except '18 CAN), '14-'16 XL1200V (except CAN), '14-'22 XL1200X (except '14-'18 CAN), '18-'19 XL1200XS (except '18 CAN) , '14-'22 XL883N (except '14-'18 CAN) and '18-later FLFBS, FLSL and FXFBS models.
67801329 DOT Compliant.
Fits '20-later FLHX, FLHXS, FLTRX, FLTRXS and FLHRXS models for lightbar applications. For US models only. Does not fit '24-later FLHX and FLTRX models.

D. REAR SIGNATURE LED TURN SIGNAL KIT – AMBER LIGHT - SMOKED LENS WITH HOUSING
LED Turn Signals deliver modern signature style and function that improves rider conspicuity to surrounding traffic. The light pipe outer "signature" ring adds visibility and unique styling, while brilliant center LED elements flash with an eye-catching signal. Signature LED turn signal set in compact bullet-shaped housing with smoked lens provides a bright amber run/brake/turn that is ECE compliant.

Fits '16-'20 XL1200CX, '18-later XL1200NS, '14-'16 XL1200V, '14-later XL1200X, '18-'20 XL1200XS, '14-later XL883N, '14-later FXDB, '15 FXDBB, '16 FXDBC, '16-'17 FXDLS, '09-later Touring and '14-'17 Softail® models equipped with bullet turn signals for HDI Configuration (except models with plastic bullet turn signals). Does not fit '23-later FLHFB, FLHXSE, FLTRKSEANV and FLTRXSE and '24-later FLHX, FLTRX and FLTRXSTSE models.
67801151 Chrome.
67801152 Black.
Fits international '18-'20 FLFB, '18-later FLFBS, FLSE, FLSL, '18-'20 FXBB, '21 FXBBS, '18-19 FXBR, '18-later FXBRS, '18-'20 FXFB, '18-later FXFBS and '20-'21 FXST models.
67801326 Chrome.
67801327 Black.

E. LED BULLET TURN SIGNAL KIT – BLACK
Grab the attention of the traffic around you. These LED Turn Signals feature a single bright, fast-acting amber or red LED lamp sealed in a waterproof housing. The multi-faceted reflector amplifies the light, and the focused lens spreads the light across the lamp's surface. The complete lamp and housing assembly replaces the stock bullet turn signal housing, and the wiring harness connects to the existing turn signal wiring without splicing. Installation does not require a control box or load equalizer for correct operation. Kit includes 2 pre-wired LED turn signal modules mounted in black bullet housings. Customize the look with your choice of outer lens cover color. Lenses sold separately. Amber Inserts are DOT/ECE compliant. Red Inserts are DOT compliant.
67800982 Rear Light Bar, Amber LED.
Fits '18-later FLHC and FLHCS models. Kit includes LED lamps, black housings and black light bar.

Model Family Fitment:			
	V-ROD		SPORTSTER
	SOFTAIL		TOURING
	DYNA		

570 LIGHTING

Turn Signals

A. LED FLAT LENS TURN SIGNALS

Beautiful signature light for models with Flat Lens Turn Signals. These turn signals feature fast-acting, extra bright LEDs set in low-profile die-cast chrome housings. In the front, the lights function as running light and directional indicators. In the rear, the lights function as running light, brake light and directional indicators. The front amber lights are available in your choice of smoked or amber lens and the red rear lights are offered with either smoked or red lens. Installation does not require installation of a "control box" or load equalizer and the turn signals attach directly to existing wiring without cutting or splicing. Featuring pillow-style optics, a horizontal chrome band and a Bar & Shield medallion, these signals are the perfect match for the available LED Tail Lamps. Sold in pairs. Meets DOT requirements.

Fits '14-later Touring models equipped with flat lens turn signals.

67800375 Front, Smoked Lens.

Fits '01-'17 FLSTC and '01-'13 Touring models equipped with flat lens turn signals.

68411-10 Front, Amber Lens.

68435-10 Front, Smoked Lens.

Fits '23 FLHFB, '99-'17 FLSTC and '01-later Touring (except '23 FLTRKSEANV, '23-later FLHXSE and FLTRXSE, '24-later FLHX, FLTRX and FLTRXSTSE) models equipped with flat lens turn signals.

68127-10 Rear, Smoked Lens.

68128-10 Rear, Red Lens.

B. TURN SIGNAL LENS KIT – SMOKED AND CLEAR

Add a unique touch to your bike. These Turn Signal Lens Kits replace the amber lenses for a clean front and rear appearance. Available in clear and smoked versions. Meets DOT requirements.

Fits '86-later models with Flat Turn Signal Lenses. Kit includes 4 lenses and 4 amber bulbs.

69307-02 Clear – Flat Lens.

69308-02 Smoked – Flat Lens.

C. BULLET STYLE TURN SIGNAL KIT

Streamline the styling by replacing the front and rear flat lens turn signal lamps with sleek bullet signals. The bullet-shaped housings attach to the Original Equipment turn signal mounting brackets. The kit includes two front and two rear turn signal assemblies and the necessary hardware for installation.

Fits '96-'17 FLSTC, '93-'96 FLSTN, '94-later FLHR and FLHRC, '94-'13 FLHT, FLHTC and FLHTCU and '98-'03 FLTR models.

69153-03A Smoked Lens and Amber Bulb, Domestic.



A. LED FLAT LENS TURN SIGNAL – AMBER



A. LED FLAT LENS TURN SIGNAL – SMOKED



A. LED FLAT LENS TURN SIGNAL – RED



B. TURN SIGNAL LENS KIT – FLAT LENS, CLEAR



B. TURN SIGNAL LENS KIT – FLAT LENS, SMOKED



C. BULLET STYLE TURN SIGNAL KIT – FRONT, SMOKED LENS



C. BULLET STYLE TURN SIGNAL KIT – REAR, SMOKED LENS



D. FRONT TURN SIGNAL RELOCATION KIT – CHROME, (68517-94A SHOWN)



D. FRONT TURN SIGNAL RELOCATION KIT – GLOSS BLACK, (68643-09 SHOWN)



E. FRONT TURN SIGNAL SWIVEL ASSEMBLY KIT – CHROME

LIGHTING 571

Turn Signal Relocation Kits

D. FRONT TURN SIGNAL RELOCATION KIT

This kit includes the required hardware and wiring to move the front directional from the handlebar to the lower triple clamp.

Fits '88-'22 XL (except XL1200CX, XL1200T, XL1200X, XL1200XS and '11-'22 XL883L and XL1200C) and '91-'05 Dyna models (except FXDWG and FXDXT).

68517-94A Chrome.
68643-09 Gloss Black.

E. FRONT TURN SIGNAL SWIVEL ASSEMBLY KIT – CHROME

Add a subtle chrome detail to match your own chrome accessories with this swivel kit, a durable stylish replacement for the stock zinc-plated swivel.

68185-00 Fits '88-'03 XLH883, XLH883 Hugger™, XL1200C and XL1200S, '88-later FXR, FXRS and FXLR, '91-'08 FXDWG, '91-later FXD, FXDL, FXDX and FXDXT, '88-'17 FLS, FLSS, FLSTF, FLSTFB, FLSTFBS, FXST, FXSTB, FXSTC, FXSTD, FXSTS and FXSTSB, '18-later Softail® models (except FLDE, FLHC and FLHCS and FXLRST) and '97-'03 FLSTS models. (Does not fit with Turn Signal Relocation Kits or '03 FXSTDSE or FLHRSE.)

LIGHTING

Model Family Fitment:

V-ROD	SPORTSTER	DYNA
SOFTAIL	TOURING	

572 LIGHTING

Turn Signals

A. NARROW REAR DIRECTIONAL BAR – CHROME

Enhance the rear profile of your Softail® or Touring model with this Narrow Chrome Directional Bar that enhances the visual proportions of the bike. At 10" wide, this die-cast, chrome-plated bar is 3" shorter than the stock bar and features the same great quality.

68611-98
Fits '86-'17 FLST and FLSTC, '93-'96 FLSTN, '09-'13 FLHTC, FLHTCU and FLHTK and '91-'08 Touring models (except '04-later FLHRS and FLTR). (Does not fit with Flat Lens Turn Signal Module P/N 91699-99A.)

B. BULLET REAR TURN SIGNAL BAR KIT – CHROME

Give your bike a new sporting attitude with the Bullet Turn Signal Kit. The chrome-plated bar and bullet turn signal housings provide a custom look and the narrow profile places the signal lamps between the saddlebag and the rear fender for a sleek appearance.

Fits '99-'08 Touring models (except FLHX), '09-'13 FLHRC, FLHTC, FLHTCU, and FLHTK models (Original Equipment on FLTRU). Also fits '99-later FLST and FLSTC models. Will not fit FLSTC models with '00-later Original Equipment Heritage Classic Saddlebags.

68615-04	Domestic.
68617-04	International.


C. AUXILIARY BRAKE LIGHT/RUNNING LIGHT/TURN SIGNAL CONVERSION KIT*

Turn signal module adds an auxiliary brake light and running light function to your existing turn signals for auxiliary rear lighting. Red lenses glow when the headlamp is on and increase in intensity when brakes or turn signals are activated. Easy to install, the kit simply plugs into your existing wiring harness. Red turn signal lenses are included. Meets DOT requirements.

68000123A Flat Lens.
Fits '14-later Touring models equipped with Original Equipment flat lens style turn signals.

69461-06D Flat Lens.
Fits '96-'17 Softail® and '97-'08 Touring models (except FLHX) equipped with Original Equipment flat lens style turn signals. Also fits '09-'13 FLHR, FLHRC, FLHTC, FLHTCU and FLHTK models. (Does not fit with Narrow Chrome Directional Bar P/N 68611-98.)


69462-06D Bullet Lens.
Fits '02-'03 XL, '02-'17 Dyna® (except FXDXT and '09-'17 FXDB and FXDWG) and '02-'17 Softail (except FXS, FXSB, FXSBSE, FXSTD and FXSTDl) models with stock bullet-style turn signals. (NOTE: Not intended for use on '05-later FLSTN, '04-later FLHRS, FLHTCSE, FLHX and FLTR or models equipped with Bullet Turn Signal Bar Kit P/N 68615-04 or 68617-04. If installed on these models, the system will function properly but will not meet the DOT minimum separation requirements for a red tail light to red turn signal.)



A. NARROW REAR DIRECTIONAL BAR – CHROME



B. BULLET REAR TURN SIGNAL BAR KIT – CHROME



C. AUXILIARY BRAKE LIGHT/RUNNING LIGHT/TURN SIGNAL CONVERSION KIT – FLAT LENS STYLE



D. LIGHT BAR WITH LED BULLET TURN SIGNALS – BLACK WITH SMOKED LENSES



E. LIGHT BAR WITH LED BULLET TURN SIGNALS



E. BULLET REAR LIGHT BAR – GLOSS BLACK



LIGHTING 573

Rear Lighting

D. LIGHT BAR WITH LED BULLET TURN SIGNALS

These Turn Signals feature fast-acting, extra bright LEDs set in compact bullet-shaped die-cast housings. Available with red or smoked lenses, these lamps glow a bright red color when functioning as brake lamps, running lights and directional indicators. The kit includes the Rear Light Bar with integrated down-lighting for the license plate, bullet lamp housings and wiring. Installation does not require installation of a control box or load equalizer and the turn signals attach directly to existing wiring without cutting or splicing. These LED signals are the perfect match for the available LED Front Turn Signals. Meets DOT requirements.

Fits '17-later FLHRXS and '14-later FLHT, FLHX (except '24-later FLHX), FLHXS, FLTRX (except '24-later FLTRX) and FLTRXS models with Original Equipment rear bullet stop/turn/tail light bar.

67800494	Black – Smoked Lens.
67800492	Chrome – Smoked Lens.

E. BULLET REAR LIGHT BAR – GLOSS BLACK

Complete the blacked-out treatment of your custom Touring bike. This complete kit replaces the Original Equipment chrome bar and lamps with a sinister black edition for a minimalistic look. The kit includes the Rear Light Bar with integrated down-lighting for the license plate, bullet lamp housings and wiring.

Fits '10-later Street Glide®, '10-later Road Glide®, '17-later FLHRXS and '19-later FLHT models with Original Equipment rear bullet turn signal light bar. Does not fit '23-later FLHFB, FLHXSE, FLTRKSEANV and FLTRXSE and '24-later FLHX, FLTRX and FLTRXSTSE models.

67800483	Domestic.
67800484	International.

Model Family Fitment:			
	V-ROD		SPORTSTER
	SOFTAIL		DYNA
	TOURING		



***WARNING:** Disconnecting your DOT-required tail, brake and turn signal lighting could reduce your visibility to others and result in death or serious injury.

574 LIGHTING

Tour-Pak® & Saddlebag Lighting

SIGNATURE LED REAR LIGHTING

Signature LED Rear Lighting delivers modern style and function that improves rider conspicuity to surrounding traffic. The light pipe around the perimeter diffuses light and is always illuminated as a running light for eye-catching visibility. LED Brake and Turn lights exceed the output of Original Equipment rear lighting. These lamps offer easy plug-and-play installation that requires no wiring splicing.

A. KEYSTONE LED RUN/BRAKE/TURN LAMP

Nestled in the fender strut opening, these Keystone LED lamps add stylish and practical lighting to the rear of the bike. When the bike is parked, the dark lamps fill the gap between the fender and saddlebags for a clean, uncluttered look. Lamps are mounted in a sealed housing that slips into the opening and are held in place with the saddlebag support hardware and an adhesive pad.

Fits '14-later FLHR, FLHTCU, FLHTCUL, FLHTK, FLHTKL, and FLTRU models.

67801080	Red Lens.
67801082	Smoked Lens.



A. KEYSTONE LED RUN/BRAKE/TURN LAMP - SMOKED LENS



A. KEYSTONE LED RUN/BRAKE/TURN LAMP - RED LENS



A. KEYSTONE LED RUN/BRAKE/TURN LAMP



B. SIGNATURE LED KING TOUR-PAK LUGGAGE RUN/BRAKE/TURN LAMP KIT



C. SIGNATURE LED KING TOUR-PAK® LUGGAGE CARRIER RUN/BRAKE/TURN LAMP KIT – RED LENS



D. SIGNATURE LED TOUR-PAK SIDE MARKER LIGHT KIT – RED LENS

LIGHTING 575

Tour-Pak® & Tour-Pak Lighting

B. SIGNATURE LED KING TOUR-PAK® LUGGAGE RUN/BRAKE/TURN LAMP KIT

Signature LED Rear Lighting delivers modern style and function that improves rider conspicuity to surrounding traffic. The light pipe around the perimeter diffuses light and is always illuminated as a running light for eye-catching visibility. Sequential turn signal elements sweep outward from the center to grab the attention of other motorists and make the motorcycle more conspicuous. LED Brake and Turn lights exceed the output of Original Equipment rear lighting. Easy plug-and-play installation requires no wiring splicing.

67801541 Red Lens.
Fits '23-later FLHXSE and FLTRXSE, and '24-later FLHX, FLTRX, and FLTRXSTSE models equipped with a King Tour-Pak® carrier. Requires additional purchase of Electrical Connection Kit P/N 69203400.

Also available:

ELECTRICAL CONNECTION KIT

Kit required for the installation of an LED King Tour-Pak Run/Brake/Turn Lamp Kit P/N 67801541 and side markers P/N 69494-06.

69203400
Fits '23-later FLHXSE and FLTRXSE and '24-later FLHX, FLTRX, and FLTRXSTSE models equipped with King Tour-Pak. Does not work with Tour Pak Run/Brake/Turn kit P/N's 67801129 and 67801128.

C. SIGNATURE LED KING TOUR-PAK® LUGGAGE CARRIER RUN/BRAKE/TURN LAMP KIT

Sequential turn signal elements sweep outward from the center to grab the attention of other motorists and make the motorcycle more conspicuous. Offered with Smoked or Red lenses.

Fits '14-later models equipped with King Tour-Pak (except '23-later FLHXSE and FLTRXSE and '24-later FLHX, FLTRX, and FLTRXSTSE). For models with AM/FM Antenna, a separate purchase is required of Internal Hidden Antenna P/N 76000862 (except models already equipped with Hidden Antenna and '23-later FLHXSE, FLTRXSE, '24-later FLHX, FLTRX and FLTRXSTSE).

67801129	Red Lens.
67801128	Smoked Lens.

D. SIGNATURE LED TOUR-PAK SIDE MARKER LIGHT KIT

Replaces Original Equipment King Tour-Pak side marker lights with brilliant LED elements to complement LED Signature lighting to the rear of the motorcycle. Offered with Smoked or Red lenses.

Fits '14-later Touring (except '23-later FLHXSE and FLTRXSE and '24-later FLHX, FLTRX, and FLTRXSTSE) and Trike models equipped with King Tour-Pak® luggage carrier. 23-later FLHXSE, FLTRXSE, 24-later FLHX, FLTRX, FLTRXSTSE models require separate purchase of P/N 69203400.

68000312	Smoked Lens.
68000313	Red Lens.



***WARNING:** Disconnecting your DOT-required tail, brake and turn signal lighting could reduce your visibility to others and result in death or serious injury.



***WARNING:** Disconnecting your DOT-required tail, brake and turn signal lighting could reduce your visibility to others and result in death or serious injury.

Model Family Fitment:

V-ROD	SPORTSTER	DYNA
SOFTAIL	TOURING	

576 LIGHTING

Tail Lamps – LED

A. LAYBACK LED TAIL LAMP

Shaped to mirror the contour of the rear fender, this Layback LED Tail Light combines style and performance in one. Featuring an array of fast acting red LED lamps arranged in a grid pattern, this bright running lamp outshines traditional incandescent lamps. And when you hit the brakes, you'll grab everyone's attention. Available in your choice of red or smoked lenses, this complete tail lamp assembly features an easy plug-in connection to the Original Equipment wiring harness. Lamp meets ECE requirements.

Fits '99-'22 XL (except XL883N, XL1200CX, XL1200N, XL1200NS, XL1200V, XL1200X, XL1200XS and '11-'22 XL1200C), '99-'17 FXDL, '18-later FXLR, FLHC and FLHCS, '03-'17 FXST, FXSTB, FXSTC and FXSTS, '00-'17 FLST, FLSTC, FLSTF, FLSTFB, FLSTFBS and FLSTSB, '09-later FLHRC, FLHTC, FLHTCU, FLHTK and FLTRU and '99-'08 Touring models (except FLHX, '05 FLHTCSE, '07-'08 FLHRSE and models equipped with Licenses Plate Relocation Kit P/N 53702-04). Does not fit models with Bobtail fenders.

67800355 Red Lens with Plate Lamp.
For U.S. and Canada.

67800356 Smoked Lens with Plate Lamp.
For U.S. and Canada.

67800614 Red Lens with Plate Lamp.
For all markets (except U.S. and Canada).

67800615 Smoked Lens with Plate Lamp.
For all markets (except U.S. and Canada).

Fits '07-'08 FLHRSE, '05 FLHTCSE, '06-'09 FLHX, '09 FLHT, '09-later FLHR (except FLHRXS), and FLTR and models equipped with License Plate Relocation Kit P/N 53702-04.

67800357 Red Lens.
For U.S. and Canada.

67800358 Smoked Lens.
For U.S. and Canada.

67800616 Red Lens.
For all markets (except U.S. and Canada).

67800617 Smoked Lens.
For all markets (except U.S. and Canada).

B. CHOPPED FENDER EDGE LIGHT

Style and function in one. This center-mount auxiliary running and brake light commands the attention of following vehicles. The bright, fast-acting LED lamp glows red when the ignition is on and intensifies when the brakes are applied. The low-profile lamp is contoured to hug the curve of the chopped rear fender and adds a stylish touch of color, even when the bike is parked.

73416-11 Red Lens.
Fits '10-'17 FXDWG models.

68000105 Red Lens.
Fits '14-'22 XL883N, XL1200NS, XL1200V, XL1200X, XL1200XS and '14-later models equipped with Chopped Rear Fender Kit P/N 60236-09, 60236-10 and side-mount license plate. Will not fit models with center-mount license plates.

C. LED TAIL LAMP

Combine LED technology and contemporary styling for a bright new look. Featuring a full array of 20 fast-acting red LED lamps, this brilliant running and brake lamp will grab every-one's attention. Designed to fit the contour of both Bobtail and full rear fenders, the smoked or red lens Bar & Shield logo-accented tail lamp complements any custom direction. The black or chrome bezel is wrapped in a clear outer housing for a mirror-like finish. Easy plug-in connection to the Original Equipment wiring harness.

67800133 Red Lens/Chrome Bezel.
Fits '09-later FLHTCUTG and '10-'11 FLHXXX models. Sold in pairs.

Model Family Fitment:

- V-ROD
- SPORTSTER
- DYNA
- SOFTAIL
- TOURING



A. LAYBACK LED TAIL LAMP – SMOKED



A. LAYBACK LED TAIL LAMP – ON



A. LAYBACK LED TAIL LAMP – RED



A. LAYBACK LED TAIL LAMPS



B. CHOPPED FENDER EDGE LIGHT – DYNA WIDE GLIDE



C. LED TAIL LAMPS



D. TRI-BAR LIGHT UPGRADE – AUXILIARY RUNNING LIGHT/BRAKE LIGHT



E. REAR FENDER TIP LIGHT – AUXILIARY RUNNING LIGHT/BRAKE LIGHT



F. TRI-BAR LED TAIL LIGHT – SMOKED LENS



G. CUSTOM LED TAIL LAMP – RED LENS

577 LIGHTING

Saddlebag Lighting

D. TRI-BAR LIGHT UPGRADE – AUXILIARY RUNNING LIGHT/BRAKE LIGHT*

Upgrade the Original Equipment Tri-Bar fender light from a single-mode running light to a dual-mode running and brake light. The three smoked light bands glow red in the running mode and increase in intensity when the brakes are applied.

68358-07A Fits '06-'09 FLHX models.

67774-10 Fits '10-later FLHX and FLTRX models (except HDI models).

E. REAR FENDER TIP LIGHT – AUXILIARY RUNNING LIGHT/BRAKE LIGHT*

Upgrade your Touring model's Original Equipment fender tip light from a single-mode running light to a dual-mode running and brake light. The brilliant lamp glows red in the running mode and increases in intensity when the brakes are applied. The available smoked or red lenses complement any styling direction. Easy plug-in connection to the Original Equipment wiring harness.

Fits '09-'16 FLHTC, FLHTCU, FLHTCUL, FLHTK, FLHTKL and '16 FLTRU models.

59685-10 Red Lens.

F. TRI-BAR LED TAIL LIGHT – SMOKED LENS


The lamp assembly fills the fender opening for a custom look and the minimalist license plate bracket continues the stream-lined appearance. Features easy plug-in connection to the Original Equipment wiring harness. DOT and TUV compliant.

69817-07A Smoked Lens.
Fits '06-'15 FXST, FXSTB, FXSTC, FXSTS and FLSTSB models. Original Equipment on '07-'08 FXSTSSE models. Will fit with Bobtail Fender Racks P/N 53979-07A and 56452-07 when used with Installation Kit P/N 59320-07A. Does not fit with Bobtail Fender Rack P/N 56452-07, 60161-06 or 53979-07.

G. CUSTOM LED TAIL LAMP

Available with a red or clear outer lens, the installed lens adds a red metallic or chrome finishing touch to the rear fender. Featuring easy plug-in connection to the Original Equipment wiring harness. Meets DOT and TUV requirements.

69366-07 Red Lens with Chrome Reflector.
Fits '02-'11 VRSC™ models (except VRSCF) and '00-'07 FXSTD models.

 ***WARNING:** Disconnecting your DOT-required tail, brake and turn signal lighting could reduce your visibility to others and result in death or serious injury.

578 LIGHTING

Tail Light Visors

A. TAIL LIGHT VISORS

Mirror-finish chrome visor dresses the tail light in style. Available in your choice of design, this easy-to-install visor adds a finishing touch.

Fits '73-later models (except Revolution® Max equipped models, VRSC™, XG, XR, XL883N, XL1200CX, XL1200N, XL1200NS, XL1200SX, XL1200V, XL1200X, FXDF, FXDLS, FXDWG, FXWG, FLS, FLSB, FLSS, FLSTN, FLSTS, FLSTSB, FX Softail®, FXSE, FLHX, FLHTCUTG, FLRT, FLTRX, FLTRXS, FLHXST, FLTRXST and FLTRXSE, '11-'22 XL1200C, '09-'17 FXDB, '14-later FLHXS, FLTRXSE, FLHRSE and FLHTKSE and '09-later FLHR and FLTR models).

68006-83T	Classic Chrome.
68011-91T	Eagle Wing Gold.

B. TAIL LIGHT COLLAR – CHROME

This chrome-plated ABS tail light collar dramatically changes the appearance of your rear fender. The collar is easy to install and the kit includes all mounting hardware.

68311-01
Fits '73-later models (except Revolution® Max, VRSC™, XG, XR, XL883N, XL1200CX, XL1200N, XL1200NS, XL1200SX, XL1200V, XL1200X, FXDF, FXDLS, FXDWG, FXWG, FLS, FLSB, FLSS, FLSTN, FLSTS, FLSTSB, FX Softail®, FXSE, FLHX, FLHTCUTG, FLRT, FLTRX, FLTRXS, FLHXST, FLTRXST and FLTRXSE, '11-'22 XL1200C, '09-'17 FXDB, '14-later FLHXS, FLTRXSE, FLHRSE and FLHTKSE and '09-later FLHR and FLTR models).

68332-08
Fits '06-'09 FLHX and '09-later FLHR, FLHRC and FLHT and '06-'09 FLTR and FLHTCUTG models with Original Equipment tail lamp. Also fits Touring models (except '24-later FLHX, FLTRX and FLTRXSTSE) equipped with Bullet Turn Signal and License Plate Relocation Kit P/N 53702-04A.

C. CURVED LICENSE PLATE FRAME – SOFTAIL® DELUXE

Love the look of your bike but hate the appearance of your state-mandated license plate? This stylish Curved License Plate Frame is shaped to hug the contour of the rear fender and layback design reduces the “in-your-face” look of the flat, unfinished plate. Designed to replace the upright license plate mount, the front frame cover hides the plate’s holes and raw edges and the solid backing plate conceals the unfinished rear side of the plate. Available in chrome, the complete kit includes all required mounting hardware.

67900007	Chrome.
Fits '05-'17 FLSTN and '05-'07 FLSTSC models.	

D. LAYBACK LICENSE PLATE AND TURN SIGNAL RELOCATION KIT

This kit combines our popular Layback License Plate Mount with an integrated turn signal bar to add a stylish slant to the rear fender. Kit relocates the Original Equipment bullet-style turn signals from the fender strut to the turn signal bar to allow clearance for saddlebags. This kit is a stylish alternative to Turn Signal Relocation Kit P/N 68732-02A and includes all necessary mounting hardware.

60215-06
Fits '04-'22 XL (except XL883N, XL1200C, XL1200CX, XL1200N, XL1200NS, XL1200T, XL1200V, XL1200X and XL1200XS) and '02-'17 Dyna® models (except FLD, FXDF, FXDWG and '09-'17 FXDB). Does not fit models equipped with side-mount license plates.



A. TAIL LIGHT VISOR – CLASSIC CHROME



A. GOLD TAIL LIGHT VISOR – EAGLE WING



B. TAIL LIGHT COLLAR – CHROME



C. CURVED LICENSE PLATE FRAME – SOFTAIL DELUXE, CHROME



D. LAYBACK LICENSE PLATE AND TURN SIGNAL RELOCATION KIT



E. CURVED LICENSE PLATE FRAME – TOURING, CHROME



E. CURVED LICENSE PLATE FRAME – TOURING, GLOSS BLACK



F. LAYBACK LICENSE PLATE MOUNT – FENDER TOP



F. LAYBACK LICENSE PLATE MOUNT – TOURING

LIGHTING 579

License Plate Frames & Mounts

E. CURVED LICENSE PLATE FRAME – TOURING

Love the look of your bike but hate the appearance of your state-mandated license plate? This stylish Curved License Plate Frame is shaped to hug the contour of the rear fender. Designed to replace the Original Equipment black license plate bracket, installation requires no drilling or rewiring. The front frame cover conceals the plate’s mounting holes and raw edges and the curved shape hides the unfinished rear side of the plate. Available in chrome or gloss black finish, the complete kit includes all required mounting hardware.

Fits '10-later FLHRXS, FLHX, FLHXS, FLHXST, FLTRX, FLTRXS and FLTRXST models.

67900008	Chrome.
67900058	Gloss Black.

F. LAYBACK LICENSE PLATE MOUNT

Showcase your laid-back attitude by replacing the stand-up license plate mount. Chrome-plated die-cast mount tips the license plate back for a low-profile style. Kit accepts plates measuring to 7.25" x 4.25" (184 x 108mm). Kit includes chrome-plated license mounting hardware, installation hardware and rear fender reflector.

60280-07 Fender Top.
Fits license plate up to 7-1/4" x 4-1/4". Fits models with a three-hole rear fender mount license plate bracket. (Does not fit VRSC™, XL883N, XL1200CX, XL1200N, XL1200NS, XL1200T, XL1200V, XL1200X, XL1200XS, FLD, FXDS-CONV, FXDXT, FLSTS, FXCW, FXCWC, RA1250, RA1250S, Touring, Trike, models with a Bobtail Rear Fender, '00-'01 FXDX, '11-'22 XL1200C, '09-'17 FXDB, '18-later Softail® and '10-'17 FLS, FLSS, FXDWG, FXS, FXSB and FXSBSE models). (Check for clearance before installing with rear fender rack.)

60277-07 Touring.
Fits '99-'08 Road King®, Road Glide® and Electra Glide® Standard models with 7.25" x 4.25" license plate.

Model Family Fitment:			
V-ROD	SPORTSTER	DYNA	
SOFTAIL	TOURING		

580 LIGHTING

License Plate Frames & Mounts

A. HARLEY-DAVIDSON® LICENSE PLATE FRAME
Make your plate shine with this chrome-plated license plate frame, featuring a black paint-filled Harley-Davidson logo. Includes chrome-plated stainless steel mounting hardware.

60051-01
Fits 7.25" x 4.25" license plates (except XR, '14-later Touring, '09-later Trike, and models equipped with layback license plate mounting kits or side-mount license plates).

B. HARLEY-DAVIDSON SCRIPT LICENSE PLATE FRAME
If a license plate is required, you might as well make it look good. This decorative, chrome-plated license plate frame has three-dimensional twist contours, a black Harley-Davidson script and a DOT compliant reflector. Stainless steel mounting hardware included.

59141-98
Fits 7.25" x 4.25" license plates (except XR, FXDLS, FXSE, '14-later Touring models, '09-later Trike, and models equipped with layback license plate mounting kits or side-mount license plates).

C. LICENSE PLATE FRAME
Fits 7.25" x 4.25" license plates (except XR, XL883N, XL1200CX, XL1200V, XL1200X, FXBB, FLSL, FXFB, FXFBS, FLFB, FLFBS, FXBR, FXBRS, FXDB, FXDF, FXDLS, FXCW, FXCWC, FXSB, FXSE, RH975, Trike and '10 FXDWG models). Black frame includes black mounting hardware.

67900653 Chrome.
67900645 Black.

D. SKULL LICENSE PLATE MOUNTING HARDWARE
Leave them looking at your "attitude." This complete license plate hardware kit features chrome-plated skull-shaped bolts with sinister black-filled eyes. The hardware is installed with a special open wrench to reduce the possibility of license plate theft. Kit includes 4 skull bolts, nuts, lock washers and the special wrench.

94546-05 Universal (except FLHTCUTG).

E. BAR & SHIELD LOGO LICENSE PLATE MOUNTING HARDWARE KIT
Proudly display the Bar & Shield. The Bar & Shield logo shaped bolt heads on this unique chrome-plated stainless steel License Plate Mounting Kit stand out from the pack. The hardware is installed with a custom Bar & Shield logo shaped wrench, reducing the possibility of license plate theft. The kit includes 4 lock nuts, washers, bolts and the special wrench.

94114-02 Universal (except FLHTCUTG).

F. WILLIE G SKULL COLLECTION LICENSE PLATE HARDWARE KIT
Your bike has an attitude front to back and the final view they see should reflect it. This chrome-plated hardware kit features a skull logo set off by a black background. Sold in sets of 4, includes .25"-20 x .75" fasteners with lock nuts and washers.


41170-03 Universal (except FLHTCUTG).

G. BAR & SHIELD LOGO LICENSE PLATE HARDWARE KIT
This chrome-plated hardware kit features the Bar & Shield logo set against a gloss black background. Kit includes a set of four .25"-20 x .75" fasteners with matching lock nuts and washers.


41161-01 Universal (except FLHTCUTG).



A. HARLEY-DAVIDSON LICENSE PLATE FRAME



B. HARLEY-DAVIDSON SCRIPT LICENSE PLATE FRAME



C. LICENSE PLATE FRAME



D. SKULL LICENSE PLATE MOUNTING HARDWARE



E. BAR & SHIELD LOGO LICENSE PLATE MOUNTING HARDWARE KIT



F. WILLIE G SKULL COLLECTION LICENSE PLATE HARDWARE KIT



G. BAR & SHIELD LOGO LICENSE PLATE HARDWARE KIT



H. LICENSE PLATE MOUNTING KIT WITH BUTTON HEAD SCREWS



I. LICENSE PLATE MOUNTING KIT



J. LOUD SIDE-MOUNT HORN KIT



K. LOUD HORN KIT – GLOSS BLACK

H. LICENSE PLATE MOUNTING KIT WITH BUTTON HEAD SCREWS
Kit contains two chrome button head screws, two chrome acorn nuts, two chrome flat washers and two chrome lock washers.

94109-95 Universal fitment.

I. LICENSE PLATE MOUNTING KIT
Kit contains two chrome .25" acorn nuts, two chrome .25"-20 screws and two chrome .25" lockwashers.

94135-93T Universal fitment.

J. LOUD SIDE-MOUNT HORN KIT
Get noticed. Ride with increased confidence with a loud horn that will grab everyone's attention. Engineered to be 5dB louder (at 2 meters) than the '13-earlier Original Equipment side-mounted horn. The loud horn is stock on '14-later models equipped with side-mount horns. Designed to be a plug-in replacement that is easy to install. Fits all H-D® side-mount horn covers.

69060-90H
Fits '91-'17 VRSC™, '91-'22 XL1200C and XL1200V, '91-'17 Dyna® (except '14-'17 FXDL), '91-'17 Softail® (except FLSTS, FLSTSC, FXCW, FXCWC, FXS, FXSB and FXSBSE), '91- later Touring and '09-later Trike models.

K. LOUD HORN KIT
Grab everyone's attention. Engineered to be 3dB louder (at 2 meters) than the Original Equipment front-mounted horn, this Horn Kit is tuned to a frequency that helps cut through the background noise. Designed to be a plug-in replacement for the factory horn, this easy-to-install option is available in your choice of brilliant chrome or gloss black finish. The traditional Bar & Shield logo adds a classic finishing touch.

Fits '96-'22 XL and '08-'13 XR models with front-mount horn.

69000007 Chrome.
69000009 Gloss Black.



K. LOUD HORN KIT – CHROME



Model Family Fitment:

	V-ROD		SPORTSTER		DYNA
	SOFTAIL		TOURING		

582 LIGHTING

Horns

A. HORN COVER – BLACK MACHINE CUT

Add some edgy custom detail and express big attitude with contrasting style. Durable billet aluminum with rich black finish. Deep machine cut grooves expose bright aluminum and add edgy detail. Easy custom detail that hides the horn. Easy to install with included mounting hardware. Complete this custom look with additional edge cut accessories.

61301177
Fits '93-later models with side-mounted horn (except VRSC™ and XG models).

B. WILLIE G SKULL COLLECTION HORN COVER – BLACK

As vast and infinite as your style, these Willie G Skull Collection Accessories are drenched in rich obsidian black and let you take the blacked-out look to a whole new level. The menacing dimensional skull and surrounding Harley-Davidson Motorcycles script add just the right touch of attitude to their clean, dark as night backdrops. Styled to complement other Willie G Skull Collection Accessories, this Round Horn Cover features a cast 3-dimensional Willie G Skull with surrounding Harley-Davidson Motorcycles script. This kit re-uses Original Equipment horn and mounting hardware.

61301045
Fits '93-later models with side-mounted horn (except VRSC™ and XG models). Not available in India or China markets.

C. DARK CUSTOM LOGO HORN COVER

The famous Harley-Davidson #1 logo with a sinister twist. This horn cover is coated in gloss black and features a machined aluminum Dark Custom logo recessed in the face. The look complements other Dark Custom collection accessories, or is a perfect stand-alone addition to a completely blacked-out ride. The oval horn cover features a deep drawn steel chamber to maintain horn tone and volume. Simple to install, this kit re-uses Original Equipment horn and mounting hardware.

61300621
Fits '93-later models with side-mounted horn (except VRSC and XG models).

D. GLOSS BLACK HORN COVER

This Horn Cover Kit is the perfect start in converting your powertrain to a striking blacked-out look. Manufactured from Original Equipment components, this cover is painted along-side our other components to ensure a matching black finish. Simple to install, this kit re-uses Original Equipment horn and mounting hardware.

Fits '93-later models with side-mounted horn (except VRSC and XG models).

61300623	Waterfall Style.
61300452	Cowbell Style.

E. WRINKLE BLACK HORN COVER

This powder coated horn cover is the perfect start in converting your powertrain to a striking blacked-out look. Manufactured from Original Equipment components, this cover is painted on the factory production line to ensure a matching wrinkle black finish.

69039-09A
Fits '93-later models with side-mounted horn (except VRSC and XG).



A. BLACK MACHINE CUT HORN COVER



B. WILLIE G SKULL COLLECTION HORN COVER – BLACK



F. WILLIE G SKULL COLLECTION HORN COVER – CHROME



C. DARK CUSTOM LOGO HORN COVER




D. GLOSS BLACK HORN COVER – WATERFALL STYLE



G. BAR & SHIELD LOGO HORN COVER



D. GLOSS BLACK HORN COVER – COWBELL STYLE



E. WRINKLE BLACK HORN COVER



H. SIDE-MOUNT HORN KIT – CHROME

LIGHTING 583

Horns

F. WILLIE G SKULL COLLECTION HORN COVER – CHROME

Styled to complement the components of the Willie G Skull Collection, this round chrome finished horn cover features a cast 3-dimensional medallion with black-filled detailing. This kit re-uses Original Equipment horn and mounting hardware.

61300622
Fits '93-later models with side-mounted horn (except VRSC™ and XG models). Not available in India or China markets.

G. BAR & SHIELD LOGO HORN COVER

Complement your engine fins with this chrome-plated horn cover with engraved inserts, which feature a Bar & Shield emblem accented by a black background. Easily mounts to stock horn bracket.

69166-01B
Fits '93-later models with side-mounted horn (except VRSC and XG).

H. SIDE-MOUNT HORN KIT – CHROME

Convert your stock Sportster® horn to the look of a Big Twin.

69112-95E
Fits '92-'22 XL883, XL883C, XL883H, XL883L, XL883N, XL883R, XL1200, XL1200CX, XL1200L, XL1200N, XL1200R, XL1200V and XL1200X and '08-'13 XR models.



H. SIDE-MOUNT HORN KIT – CHROME

Model Family Fitment:

V-ROD	SPORTSTER	DYNA
SOFTAIL	TOURING	



586 WHEELS

Combo Cast Laced Wheel Kit

A. COMBO CAST LACED WHEEL KIT – 21" FRONT /18" REAR WHEEL KIT FOR ROAD GLIDE® MODELS

Think big, Road Glide® motorcycle riders. Our new Combo custom wheels feature laced spokes that exit outside the cast aluminum rim for a new look that is both rugged and very exclusive. This 21/18-inch wheel kit is only for Road Glide models and includes internal front suspension components to optimize fork travel and ride quality. You get radical big-wheel style without compromising touring performance and reliability. Contrast Chrome and Gloss Black wheel finish. Laced spokes and cast-aluminum rims. Kit includes 21" front wheel, 18" rear wheel and the internal front suspension components necessary to optimize fork travel and ride quality. Enables TPMS (tire pressure monitoring systems) on a laced wheel. Required installation Kit, 21" fender and brake rotors sold separately. Dealer installation required. See dealer for details.

42400045 Contrast Chrome/Gloss Black. Fits '17-'23 FLTRX, FLTRXS and FLTRXST models. Does not fit models equipped with Fairing Lower. Can be installed with Chopped Engine Guard P/N 49000117A. Requires separate purchase of TPMS sensor P/N 42300145, except Japan models require P/N 42300146, and valve cap P/N 42300093 for '20-later FL bikes equipped with TPMS. Requires separate purchase of 21" Front Fender, Front Tire P/N 43100008, Rear Tire P/N 43200045 and model-specific Wheel Installation Kits. May require purchase of brake rotors. Models with ABS brakes require ABS recalibration. Dealer installation required. See dealer for details.

Also available:
COMBO CAST LACED WHEELS
Hit them with this Combo punch for knockout style on a CVOTM Road Glide® model. The radical Combo wheel combines laced spokes that exit outside the cast aluminum rim for a new look that is both rugged and very exclusive. Contrast Chrome and Gloss Black wheel finish. Laced spokes and cast-aluminum rims. Enables TPMS (tire pressure monitoring systems) on a laced wheel.

43300888 21" Front. Fits '18-later FLTRXSE models. '18-'20 FLTRXSE models require separate purchase of TPMS Sensor P/N 42300145 (Dom and HDI) or 42300146 (Japan).

40900871 18" Rear. Fits '18-later FLTRXSE models. '18-'20 FLTRXSE models require separate purchase of TPMS Sensor P/N 42300145 (Dom and HDI) or 42300145 (Japan).

Also available:
COLOR-MATCHED 21" FRONT FENDER
Fits '17-later FLTRX and FLTRXS models equipped with Knockout Wheel Kit P/N 43300494 or 43300496 or Combo Cast Laced Wheel Kit P/N 42400045.

See the Color Shop section for all of the available color-matched 21" front fenders.

*NOTE: Requires separate purchase of model-specific Wheel Installation Kit, Sprocket hardware and Brake Rotor-specific hardware. See I-sheet for details. Installation may require separate purchase of wheel size and model-specific tire.

A. COMBO CAST LACED WHEEL KIT – FOR ROAD GLIDE MODELS



B. KNOCKOUT CUSTOM WHEEL – CONTRAST CHROME



B. KNOCKOUT CUSTOM WHEEL – GLOSS BLACK/ANODIZED BLACK

WHEELS 587

Knockout™ Custom Wheel Kit

B. KNOCKOUT™ CUSTOM WHEEL KIT

The perfect one-two styling punch for your custom Road Glide® model. Knockout™ 21" front and 18" rear wheels feature a split seven-spoke design that provides an open and airy look, with the spokes blending into the rim to add visual diameter. Kit includes 21" front wheel, 18" rear wheel and the internal front suspension components necessary to optimize fork travel and ride quality. Available in gloss black with black anodizing or contrast chrome finishes, the Knockout wheel kit provides the big wheel look you crave, without compromising touring performance and reliability.

Fits '17-'23 FLTRX and FLTRXS models. Does not fit models equipped with Fairing Lower, Road Glide Chizeled Handlebars or Road Glide Chizeled Lo Handlebars. Can be installed with Chopped Engine Guard P/N 49000117A. Requires separate purchase of 21" Front Fender, Front Tire P/N 43100008, Rear Tire P/N 44006-09 and model-specific Wheel Installation Kits. May require purchase of brake rotors. Models with ABS brakes require ABS recalibration. Dealer installation required. See dealer for details. '20-later models equipped with TPMS require separate purchase of Sensor P/N 32700096 (Dom and HDI) or 32700097 (Japan) and Valve Cap P/N 42300093 and Digital Tech activation.

43300494A Contrast Chrome.
43300496A Gloss Black/Anodized Black.

Also available:
TURBINE FLOATING BRAKE ROTORS
Complete the custom look with floating brake rotors, styled to complement Original Equipment or custom wheels. Floating rotors feature a steel inner carrier that is shaped to accent the wheel, with a drilled stainless steel outer disc that is precision-riveted in place. Rotors are sold individually and include chrome installation hardware.

Fits '14-'22 XL, '06-'17 Dyna® (except FXDLS), '15-later Softail® (except FXSE), '08-later Touring and '09-later Trike models with Original Equipment or accessory wheel with 3.25" bolt circle rotor mount.

41500147 Gloss Black Inner.
41500120 Polished.

Also available:
COLOR-MATCHED 21" FRONT FENDER
Fits '17-later FLTRX and FLTRXS models equipped with Knockout Wheel Kit P/N 43300494 or 43300496 or Combo Cast Laced Wheel Kit P/N 42400045.

See the Color Shop section for all of the available color-matched 21" front fenders.



Model Family Fitment:
V-ROD SPORTSTER DYNA
SOFTAIL TOURING

B. KNOCKOUT CUSTOM WHEEL KIT – GLOSS BLACK/ANODIZED BLACK (SHOWN WITH TURBINE FLOATING BRAKE ROTOR AND 21" FRONT FENDER)

588 WHEELS

Custom Wheels

A. H-D® PRODIGY™ CUSTOM WHEELS*

Turn up the excitement level on your Touring family motorcycle with these performance-minded custom wheels. Inspired by European GT race wheels, they boast a leading-edge design that's sure to stand out, wherever you ride. Whether you're headed across town or across the country, they deliver a fresh, exciting look, guaranteed to turn heads and get you noticed.

19" Front

Fits '14-later Touring models (except CVO™ models unless originally equipped with H-D® Prodigy™ wheels and '24-later FLHX and FLTRX).

43300673	Gloss Black.
43300674	Bronze.

18" Rear

Fits '14-later Touring models (except CVO models unless originally equipped with H-D Prodigy wheels and '24-later FLHX and FLTRX).

40900661	Gloss Black.
40900662	Bronze.

B. FUGITIVE™ WHEELS*

Get the leading-edge style you've been chasing. Featuring a sleek double-spoke design with 14 spokes on each side, the Fugitive™ Wheel delivers a refined profile that pops with eye-catching visual depth and dimension when viewed from an angle. The result is a stunning, one-of-a-kind look. Available in gloss black and contrast chrome finishes, it will give your bike the custom style it needs to stand out from the crowd.

19" Front

Fits '14-later Touring models (except CVO™ models unless originally equipped with Fugitive wheels). '24-later FLHX and FLTRX require separate purchase of two brake rotor kits P/N 41500212.

43300668	Gloss Black.
43300672	Contrast Chrome.

18" Rear

Fits '14-later Touring models (except CVO™ models unless originally equipped with Fugitive wheels).

40900650	Gloss Black.
40900660	Contrast Chrome.

*NOTE: Requires separate purchase of model-specific Wheel Installation Kit, Sprocket hardware and Brake Rotor-specific hardware. See I-sheet for details. Installation may require separate purchase of wheel size and model-specific tire.



A. H-D PRODIGY CUSTOM WHEELS



B. FUGITIVE WHEELS



C. TOMAHAWK CUSTOM WHEEL – CONTRAST CHROME – GLOSS BLACK/BLACK ANODIZED



D. H-D ROULETTE CUSTOM WHEELS

WHEELS 589

Custom Wheels

C. TOMAHAWK™ CUSTOM WHEELS*

This premium cast aluminum Tomahawk™ Wheel features five-spoke design for an open, airy look. Wheel comes in Contrast Chrome or Gloss Black Anodized with Highlights.

19" Front

Fits '14-later Touring models (except CVO™ models unless originally equipped with Tomahawk wheels). '20-later models equipped with TPMS require separate purchase of Sensor P/N 32700096 (Dom and HDI) or 32700097 (Japan) and Valve Cap P/N 42300093 and Digital Technician™ activation. '24-later FLHX and FLTRX require separate purchase of two brake rotor kits P/N 41500211.

43300642	Gloss Black/Black Anodized.
----------	-----------------------------

18" Rear

Fits '19-later FLRT, FLHTCUTG, FLTRT and FLHTCUTGSE models. FLRT and FLHTCUTG models require separate purchase of Tire P/N 43200046.

40900651	Gloss Black Highlighted.
----------	--------------------------

D. H-D® ROULETTE CUSTOM WHEELS

Add bold hot rod style. Designed for Trike models, these beautiful Cast aluminum wheels feature exposed lug nuts on rear wheel for performance styling.

19" Front

Fits '09-later Tri Glide®, '15-later Freewheeler®, and '23-later Road Glide® 3 models.

43301048	Contrast Cut.
43301047	Black.

18" Rear

Fits '09-later Tri Glide, '15-later Freewheeler, and '23-later Road Glide 3 models.

40901029	Contrast Cut.
40901028	Black.

*NOTE: Requires separate purchase of model-specific Wheel Installation Kit, Sprocket hardware and Brake Rotor-specific hardware. See I-sheet for details. Installation may require separate purchase of wheel size and model-specific tire.

Model Family Fitment:

V-ROD	SPORTSTER	DYNA
SOFTAIL	TOURING	

590 WHEELS

Enforcer & Impeller

A. ENFORCER CUSTOM WHEELS*

Bring on the bling! Add a custom touch without changing the distinctive style of your Touring motorcycle. These 100% polished and mirror chrome plated versions of the split 5-spoke Original Equipment cast aluminum wheels broadcast stunning reflections, even while standing still. These wheels have undergone hundreds of hours of real-world testing to meet the highest standards of performance and durability.

19" Front
43300336
Fits '09-later Touring models (except models equipped with TPMS and '12-later CVO™ models). Does not fit Trike models.
43300324
Fits '09-later Trike models. Does not fit CVO models.

16" Rear
40900346
Fits '09-later Touring models (except '12-later CVO models). Does not fit Trike models.

15" Rear – Trike
40900070
Fits '09-later Trike models. Does not fit CVO models.

B. IMPELLER CUSTOM WHEELS*

Shift into a higher gear. Add a custom touch of chrome without changing the distinctive style of your Touring motorcycle. These custom finished versions of the 10-spoke Original Equipment cast aluminum wheels are the perfect marriage of tough and mechanical. Available in a 100% polished brilliant mirror chrome or contrast chrome finishes, these wheels have undergone hundreds of hours of real-world testing to meet the highest standards of performance and durability.

17" Front
43300386 Contrast Chrome.
Fits '09-later Touring models (except models equipped with TPMS and '12-later CVO™ models). Does not fit Trike models.

16" Rear
40900391 Contrast Chrome.
Fits '09-later Touring models (except models equipped with TPMS and '12-later CVO models). Does not fit Trike models.

*NOTE: Requires separate purchase of model-specific Wheel Installation Kit, Sprocket hardware and Brake Rotor-specific hardware. See I-sheet for details. Installation may require separate purchase of wheel size and model-specific tire.



A . ENFORCER CUSTOM WHEELS



C. TURBINE CUSTOM WHEELS – GLOSS BLACK



B. IMPELLER CUSTOM WHEELS – CONTRAST CHROME



D. AGITATOR CUSTOM WHEELS – MIRROR CHROME

WHEELS 591

Turbine

C. TURBINE CUSTOM WHEELS*

Bring the gleam and add some edge. These cast aluminum Turbine-style wheels feature 21 spokes, which extend all the way to the edge of the rim, creating the illusion of a larger wheel diameter. The visually stunning wheels are meticulously polished and painted gloss black or chrome-plated for maximum reflective effect. All Genuine Motor Accessory wheels have been certified by Harley-Davidson to perform to our tough vehicle standards for quality and durability. Available in two unique finishes.

19" Front
43300640 Gloss Black.
Fits '14-later Touring models (except CVO™ models). Does not fit Trike models. Requires separate purchase of (2) Turbine Floating Brake Rotors P/N 41500120 or 41500147. '20-later models equipped with TPMS require separate purchase of Sensor P/N 32700096 (Dom and HDI) or 32700097 (Japan) and Valve Cap P/N 42300093 and Digital Tech activation.

18" Rear
40900622 Gloss Black.
Fits '14-later Touring models (except CVO models and '24-later FLHX and FLTRX). Does not fit Trike models. '20-later FL models equipped with TPMS require separate purchase of Sensor P/N 32700096 (Dom and HDI) or 32700097 (Japan) and Valve Cap P/N 42300093 and Digital Technician™ activation.

Shown with:
TURBINE FLOATING BRAKE ROTORS
Complete the custom look with floating brake rotors, styled to complement Original Equipment or custom wheels. Floating rotors feature a steel inner carrier that is shaped to accent the wheel, with a drilled stainless steel outer disc that is precision-riveted in place. Rotors are sold individually and include chrome mounting hardware.

Fits '14-'22 XL, '06-later Dyna® (except FXDLS), '15-later Softail® (except FXSE), '08-later Touring and '09-later Trike models with Original Equipment or accessory wheel with 3.25" bolt circle rotor mount.

41500120 Polished.
41500147 Gloss Black Inner.






D. AGITATOR CUSTOM WHEELS*

Get ready to stir things up. The 7 forward-facing spokes of these Agitator Wheels dig deep into the soul for maximum custom impact. Spiraling from the custom hub, the flat profile spokes blend to the edge of the rim, minimizing the profile of the wheel and adding an open look that's easy to see around the matching Floating Brake Rotors. Available in your choice of finish, these wheels will set the stage for your custom direction.

19" Front
Fits '09-later Road King®, Road Glide® and Street Glide® models and '14-later Ultra Classic® and Ultra Limited® models (except models equipped with TPMS, '12-later CVO™ models unless originally equipped with Agitator wheels). Does not fit Trike models. Requires separate purchase of Agitator Floating Brake Rotors.

55071-11A Mirror Chrome.

*NOTE: Requires separate purchase of model-specific Wheel Installation Kit, Sprocket hardware and Brake Rotor-specific hardware. See I-sheet for details. Installation may require separate purchase of wheel size and model-specific tire.

Model Family Fitment:			
	V-ROD		SPORTSTER
	DYNA		SOFTAIL
	TOURING		

592 WHEELS

Custom Wheels

A. SEISMIC™ CUSTOM WHEELS*

This 10-spoke cast aluminum design is both aggressive in styling and attitude. Offered in Gloss Black with Machined Highlights or Matte Graphite finishes.

21" Front
Fits '18-later FXBR and FXBRS models.

43300597 Gloss Black with Machined Highlights.

18" Front
Fits '18-later FLFB and FLFBS models.

43300594 Gloss Black with Machined Highlights.

18" Rear
Fits '18-later FXBR, FXBRS, FLFB, and FLFBS models..

40900574 Gloss Black with Machined Highlights.

B. ANNIHILATOR CUSTOM WHEELS*

As you run red light to red light, never settle for second place. The 6-spoke design of the Annihilator Custom Wheel commands attention while slamming through the twist-ies or city streets. The fierce lines on the rim add a custom look that is sure to obliterate the competition. Tested to H-D's rigorous standards for durability and finish, the Annihilator Wheel will give you years of un-rivaled style and trouble-free miles. Requires separate purchase of model-specific Wheel Installation Kit, Sprocket Hardware and Brake Rotor-specific hardware.

19" Front
Fits '18-later FXBB, FXBBS models and '20-later FXST models.

43300593 Gloss Black with Machined Highlights.

16" Rear
Fits '18-later FXBB, FXBBS models and '20-later FXST models.

40900571 Gloss Black with Machined Highlights.


*NOTE: Requires separate purchase of model-specific Wheel Installation Kit, Sprocket hardware and Brake Rotor-specific hardware. See I-sheet for details. Installation may require separate purchase of wheel size and model-specific tire.



A. SEISMIC CUSTOM WHEEL – GLOSS BLACK WITH MACHINED HIGHLIGHTS



B. ANNIHILATOR CUSTOM WHEEL – GLOSS BLACK WITH MACHINED HIGHLIGHTS



C. WHEEL INSTALLATION KITS

WHEELS 593

Wheel Installation Kits

C. WHEEL INSTALLATION KITS

Once you select your wheel style, select the Wheel Installation Kit designed specifically for your motorcycle. Kit includes the bearings and spacers required for installation.

43848-08A Front, 1.0" axle.
Fits '02-'07 VRSC™, '04-'07 Dyna® (except '04-'05 FXDWG) and '00-'07 Touring models.

42400034 Front, 25mm axle, ABS.
Fits '18-later Softail® models with ABS brakes (except FLDE, FLHC, FLHCS, FLSL, FXLRS and FXLRST).

42400033 Front, 25mm axle.
Fits '18-later Softail models without ABS (except FLSL).

43851-11B Front, 25mm axle.
Fits '18-later FLSL models without ABS brakes, '08-'17 FLD, FXDF and FXDWG without ABS brakes and '07-'17 Softail models without ABS brakes (except FLSTSC, FLSTSB, FXCW, FXCWC, FXSB and FXSE).

41454-08B Front, 25mm axle, ABS.
Fits '08-'17 VRSC with ABS brakes, '12-'17 FXDB, FXDC and FXDL and '16-'17 FXDLS with ABS brakes, '08-later Touring models with ABS brakes, and '19-later Trike models with ABS brakes.

41455-08C Front, 25mm axle.
Fits '08-'17 VRSC without ABS brakes, '08-'17 Dyna without ABS brakes (except FLD, FXDF, FXDLS and FXDWG), '16-'17 FXSE and '08-later Touring and Trike models without ABS brakes. Also fits '09-'11 Sidecar.

42400008 Front, 25mm axle.
Fits '15-'20 XG, (except XG750A), '08-'22 XL without ABS brakes and '13-'17 FXSB models without ABS brakes.

42400009A Front, 25mm axle, ABS.
Fits '14-'22 XL models with ABS brakes and '13-'17 FXSB and FXSBSE models with ABS brakes.

42400010A Front, 25mm axle, ABS.
Fits '18-later FLSL, FLDE, FLHC and FLHCS models with ABS brakes, '12-'17 FLD, FXDF and FXDWG with ABS brakes and '11-'17 Softail models with ABS brakes (except FLSTSB and FXCWC, FXCW, FXSB and FXSBSE).

43854-08A Rear, .75" axle.
Fits '00-'04 XL, '00-'05 Dyna, '00-'07 Softail and '00-'01 Touring models.

43861-08A Rear, 1.0" axle.
Fits '02-'07 VRSC, '05-'07 XL, '06-'07 Dyna and '02-'07 Touring models.

43878-08B Rear, 25mm axle.
Fits '08-'19 XL (except XL1200CX), '18-later FLSL, FLDE, FLHC and FLHCS models without ABS brakes, '08-'17 Softail® (except FXCW, FXCWC, FXSB and FXSE) and '08 Touring models without ABS brakes.

41451-08C Rear, 25mm axle.
Fits '15-'20 XG, '16-'21 XL1200CX, '18-'22 XL1200NS and XL1200XS and '20-'22 XL and '08-'17 Dyna® models without ABS brakes.

41456-08C Rear, 25mm axle.
Fits '08-'13 VRSC™ without ABS brakes, '08-'13 FXCW, FXCWC and FXSB without ABS brakes and '09-'19 Touring models without ABS brakes.

41453-08C Rear, 25mm axle, ABS.
Fits '08-'17 VRSC with ABS brakes, '14-'22 XL with ABS brakes (except '16-'19 XL1200CX) and '08-later Touring models with ABS brakes.

42400036 Rear, 25mm, ABS
Fits '18-later Softail models with ABS.

42400035 Rear 25mm
Fits '18-later Softail models without ABS.

43077-11A Rear, 25mm axle, ABS.
Fits '18-later FLSL, FLDE, FLHC and FLHCS models with ABS brakes, '11-'17 Softail models with ABS brakes.

42400003 Rear, 25mm axle, ABS.
Fits '12-'17 Dyna models with ABS brakes.

Model Family Fitment:

V-ROD	SPORTSTER	DYNA
SOFTAIL	TOURING	

594 WHEELS

Brake Rotors

POLISHED BRAKE ROTORS
A perfect complement to stock or custom wheels. Manufactured to Original Equipment specifications for exact fit, these rotors are meticulously polished to achieve a chrome-like appearance. Rotors are sold individually and include chrome installation hardware.

- A.

Fits '09-later Touring models (except FLHRC, FLHRSE, FLHTKSE and '23-later FLHXSE, FLTRXSE and '24-later FLHX, FLTRX and '24 FLTRXSTSE) with H-D® Prodigy™, Tomahawk™, Enforcer or Impeller wheels. Also fits '19-later Trike models with the Tomahawk Trike Wheels P/N 43300942.

41500094

Front.
- B.

Fits '00-'13 XL and XR, '00-'05 Dyna®, '00-'14 Softail® (except Springer™) and '00-'07 Touring models.

41830-05A

Front – Left Side.
- 41831-05A

Front – Right Side.

- C.

Fits '17-'20 FLHRXS, '14-later FLHRC and '08-'13 Touring (except '08 FLHRSE, '10-'11 FLHXSE and '09 FLTRSE) and Trike models. Fits selected accessories wheels with standard 5-hole hub-mount brake disc. Consult wheel I-sheet for details.

44950-08

Front – Left Side.
- 44959-08

Front – Right Side.

- D.

Fits '06-'17 VRSC™ and Dyna models. Also fits '08-later Touring (except '23-later FLHXSE, FLTRXSE and '24-later FLHX, FLTRX and '24 FLTRXSTSE) and Trike models. Requires Original Equipment or accessory wheel with 6.7" bolt circle rotor mount. Does not fit Enforcer or Impeller wheels.

41500012A

Front.
- E.

Fits '00-'10 XL, '00-'17 Dyna and Softail and '00-'07 Touring models. Separate purchase of Brake Rotor Hub Plate P/N 43837-00 is required when installing on FXSTD Original Equipment 17" wheels.

41832-05A

Rear.

- F.

AGITATOR POLISHED BRAKE ROTORS

Front Left.

Fits '09-later Touring models equipped with Agitator Custom Front Wheel (except CVO™ and '24-later FLHX and FLTRX models).

41500007

Chrome Inner.
- 41500053

Gloss Black Inner.
- Front Right.

Fits '09-later Touring models equipped with Agitator Custom Front Wheel (except CVO and '24-later FLHX and FLTRX models).

41500008

Chrome Inner.
- 41500052

Gloss Black Inner.

Model Family Fitment:

V-ROD

SPORTSTER


DYNA

SOFTAIL

TOURING



A. POLISHED BRAKE ROTOR – FRONT



A. POLISHED BRAKE ROTOR – FRONT



G. SEISMIC BRAKE ROTORS – GLOSS BLACK



H. ANNIHILATOR BRAKE ROTORS – GLOSS BLACK



B. POLISHED BRAKE ROTOR – FRONT (41831-05A SHOWN)




C. POLISHED BRAKE ROTOR – FRONT (44950-08 SHOWN)



I. POLISHED FLOATING BRAKE ROTORS – SPLIT 7 SPOKE



I. POLISHED FLOATING BRAKE ROTORS – SPLIT 7 SPOKE, BLACK



D. POLISHED BRAKE ROTOR – FRONT



E. POLISHED BRAKE ROTOR – REAR




I. POLISHED FLOATING BRAKE ROTORS – CHROME




I. POLISHED FLOATING BRAKE ROTORS – TEARDROP



F. POLISHED AGITATOR POLISHED BRAKE ROTORS – CHROME INNER



F. POLISHED AGITATOR POLISHED BRAKE ROTORS – GLOSS BLACK INNER



I. POLISHED FLOATING BRAKE ROTORS – VIVID BLACK



I. POLISHED FLOATING BRAKE ROTORS – TURBINE (INSET SHOWS GLOSS BLACK)

WHEELS 595

Brake Rotors

G. SEISMIC™ BRAKE ROTOR
A perfect complement to the 10 spoke Seismic™ Custom Wheel or replacement of OE rotor. Offered with a Gloss Black Inner or Matte Graphite Inner. Installation hardware included.

- Front

Fits '14-'22 XL, '06-'17 Dyna® (except FXDLS), '15-later Softail® (except FXSE), '08-later Touring (except '23-later FLHXSE, FLTRXSE, '24-later FLHX, FLTRX and '24 FLTRXSTSE) and '09-later Trike models with Original equipment or accessory wheel with 3.25" bolt circle rotor mount.

41500154

Gloss Black Inner.
- Rear

Fits '00-'10 XL, '00-'17 Dyna® (except FXDLS), '00-later Softail (except FXSE), '00-'07 Touring models. Separate purchase of Brake Rotor Hub Plate P/N 43837-00 is required when installing on FXSTD Original Equipment 17" wheels.

41500156

Gloss Black Inner.

H. ANNIHILATOR BRAKE ROTORS
Add a custom of one look to your 6-spoke Annihilator Custom Wheel with the floating Annihilator Brake Rotor. This brake rotor features a steel inner carrier that is shaped to accent the Annihilator wheel and features a drilled stainless steel outer disc that is precision-riveted in place. Rotors are sold individually and include chrome installation hardware.

- Front

Fits '14-'22 XL, '06-'17 Dyna® (except FXDLS), '15-later Softail® (except FXSE), '08-later Touring (except '23-later FLHXSE, FLTRXSE, '24-later FLHX, FLTRX and '24 FLTRXSTSE) and '09-later Trike models with Original equipment or accessory wheel with 3.25" bolt circle rotor mount.

41500172

Gloss Black Inner.
- Rear

Fits '00-'10 XL, '00-'17 Dyna (except FXDLS), '00-later Softail (except FXSE) and '00-'07 Touring models. Separate purchase of Brake Rotor Hub Plate P/N 43837-00 is required when installing on FXSTD Original Equipment 17" wheels.

41500174

Gloss Black Inner.

- I. POLISHED FLOATING BRAKE ROTORS

Complete the custom look with floating brake rotors, styled to complement Original Equipment or custom wheels. Floating rotors feature a steel inner carrier that is shaped to accent the wheel, with a polished and drilled stainless steel outer disc that is precision-riveted in place. Rotors are sold individually and include chrome installation hardware.

Front

Fits '14-'22 XL, '06-'17 Dyna® (except FXDLS), '15-later Softail® (except FXSE), '08-later Touring (except '23-later FLHXSE, FLTRXSE, '24-later FLHX, FLTRX and '24 FLTRXSTSE) and '09-later Trike models with Original Equipment or accessory wheel with 3.25" bolt circle rotor mount.

41500107

Split 7 Spoke.
- 41500108

Split 7 Spoke, Black.
- 44944-08A

Chrome.
- 44942-08A

Teardrop – Chrome & Raw.
- 44947-08A

Vivid Black.
- 41500120

Turbine.
- 41500147

Turbine – Gloss Black.

- Front

Fits '00-'13 XL and XR, '00-'05 Dyna, '00-'14 Softail (except Springer™) and '00-'07 Touring models.

44360-00A

Chrome.
- 44367-00A

Teardrop.
- 44358-00A

Vivid Black.

- Rear

Fits '00-'10 XL, '00-'17 Dyna (except FXDLS), '00-later Softail (except FXSE), and '00-'07 Touring models. Separate purchase of Brake Rotor Hub Plate P/N 43837-00 is required when installing on FXSTD original equipment 17" wheels.

41500109

Split 7 Spoke.
- 41500110

Split 7 Spoke, Black.
- 44359-00A

Chrome.
- 44368-00A

Teardrop.
- 44357-00A

Vivid Black.
- 41500069

Turbine.

596 WHEELS

Billet Sprockets & Accessories

A. FRONT BRAKE ROTORS – POLISHED

A perfect complement to stock or custom wheels. Manufactured to Original Equipment specifications for exact fit, this rotor is meticulously polished to achieve a chrome-like appearance. The rotors are sold individually; two are rotors required. Mounting hardware is included. Supports TPMS (Tire Pressure Monitoring System).

- 41500212

Fugitive™.
Fits '23-later FLHXSE and FLTRXSE, and '24-later FLHX, FLTRX, and FLTRXSTSE models using the Fugitive wheels.
- 41500211

Tomahawk™.
Fits '23-later FLHXSE and FLTRXSE, and '24-later FLHX, FLTRX, and FLTRXSTSE models using the Tomahawk wheels..

B. MAGNUM 5 SPROCKET COVER - CHROME

Styled to match the distinctive Magnum 5 Custom Wheel. Available in mirror chrome, this Sprocket Cover gives the appearance of having a custom sprocket at a fraction of the cost. Cover is easy to install with Original Equipment hardware or add the Chrome Hardware Kit P/N 94773-07 (sold separately) for a finished look.

- 40120-09

Fits '07-'17 Dyna® models (except FLD).

C. CHROME SPROCKET COVER

This Sprocket Cover gives the appearance of having a chrome sprocket at a fraction of the cost. It matches the styling of the Original Equipment sprocket and bolts on using the stock hardware.

- 37757-07

Fits '07-'17 Softail® (except FLSTNSE, FXCW, FXCWC, FXSB, FXSBSE and FXSE).
- 91347-00

Fits '00-'06 Softail models.



A. FRONT BRAKE ROTORS – POLISHED



B. MAGNUM 5 SPROCKET COVER – CHROME



C. SPROCKET COVER – CHROME



D. DECORATIVE WHEEL WEIGHTS – BAR & SHIELD



E. BRAKE ROTOR HARDWARE KIT – CHROME
(41500095 SHOWN)



E. BRAKE ROTOR HARDWARE KIT – CHROME
(46646-05 SHOWN)



F. SPROCKET HARDWARE – CHROME
HEX HEAD



G. CHROME-PLATED ABS VALVE STEM CAPS



H. CHROME-PLATED BRASS VALVE STEM CAPS

WHEELS 597

Wheel Accessories

D. DECORATIVE WHEEL WEIGHTS – BAR & SHIELD

Calibrate your wheel balance with a touch of class with these uniquely designed wheel weights. Adhesive backing for easy installation.

- 95615-04

.5 oz.
Fits Original Equipment and accessory wheel rims.

E. BRAKE ROTOR HARDWARE KIT – CHROME

It's the details, like this chrome hardware kit, that really get your bike noticed. This hardware adds a unique chrome-plated finish to the Original Equipment or accessory floating brake rotors. Kit includes 5 chrome-plated bolts manufactured to factory specifications to ensure fit and performance.

- 41500095

Button Head – Front.
Fits '09-later Touring models equipped with Enforcer or Impeller Wheels.

- 46646-05

Button Head – Front.
Fits '90-later models (except VRSC™, FXSB, FXSE, '14-later Touring and Trike and models equipped with Open Brake Rotor P/N 44343-01, 44553-06A, 41500012, 41500040 or 41500042). Does not fit RA1250 and RA1250S models.

- 46647-05

Button Head – Rear.
Fits '92-later models (except Trike). Does not fit RA1250 and RA1250S.

F. SPROCKET HARDWARE – CHROME HEX HEAD

This kit includes highly polished, chrome-plated, grade 8 hex-head screws with chrome-plated washers, providing an extra custom accent. The perfect addition to the chrome sprocket. Made from the same Original Equipment bolts to ensure product integrity. Also works with chrome belt sprocket covers and Original Equipment sprockets.

- 94773-07

Fits '07-'17 Dyna® and Softail® models.
- 94773-00A

Fits '00-'05 Dyna and '00-'06 Softail models.
- 94708-98

Fits '91-'22 XL and '93-'99 Dyna and Softail models.

G. CHROME-PLATED ABS VALVE STEM CAPS

A special chrome touch with special graphics. Will not seize on valve stems and includes O-rings for reliable seal. Sold in pairs.

Universal fitment. Also fits suspension air valves.

1. 41144-97

Color Bar & Shield Logo.
2. 41145-97

Bar & Shield Outline on Black.
3. 41171-03

White Skull Logo on Black.

H. CHROME-PLATED BRASS VALVE STEM CAPS

The beauty of chrome with the durability of machined brass, featuring a laser-etched Bar & Shield logo painted black. Available with a traditional, unique fluted or rugged acorn-shaped cylinder. Will not seize on valve stems and includes O-rings for reliable seal. Sold in pairs.

Universal fitment. Also fits suspension air valves.

1. 41148-98

Acorn Nut with Bar & Shield Logo.
2. 41150-98

Acorn Nut with Grooved Cylinder with Bar & Shield Logo.

Model Family Fitment:

- V-ROD

SPORTSTER

DYNA
- SOFTAIL

TOURING



ONYX™ PREMIUM LUGGAGE COLLECTION

Designed by riders for riders, the Onyx™ Premium Luggage Collection is constructed from heavy-weight, UV-stable ballistic nylon that will protect your belongings from the elements while maintaining their shape and color so they look as good off the bike as on.

UV-RESISTANT FINISH
Solution-dyed during fabric production for long-life UV-resistance even when exposed to the sun's harshest rays.

REFLECTIVE TRIM
Reflective trim adds an extra touch of visibility to other motorists.

DURABLE BALLISTIC NYLON
1680 denier ballistic polyester material maintains its sturdy shape and protects your belongings for the long haul.

SECURE MOLLE MOUNTING SYSTEM
The versatile MOLLE (Modular Lightweight Load-Carrying Equipment) mounting system allows for modular pouch attachment. Slip-resistant bottom keeps the bag in place on your bike.

2-YEAR
HARLEY-DAVIDSON®
WARRANTY

LOCKING QUICK-RELEASE MOUNTING STRAPS
Convenient straps simplify installation and removal and provide a secure no-shift fit.



ORANGE INTERIOR
Orange interior fabric makes it easy to see bag contents in almost any light.



OVERSIZE HANDLES
Soft-touch ergonomic handle is shaped for effortless transport to and from the bike.



GLOVE-FRIENDLY ZIPPER PULLS
Ergonomically contoured rubberized zipper pulls are large and glove-friendly for on-the-go bag access.



INTEGRATED RAIN COVER
Features elastic bungee cord with a barrel lock tensioner to keep cover securely fastened over the luggage. Cover features a reflective Bar & Shield logo for enhanced visibility.



A. ONYX PREMIUM LUGGAGE COLLECTION TOURING BAG



B. ONYX PREMIUM LUGGAGE COLLECTION WEEKENDER BAG



C. ONYX PREMIUM LUGGAGE COLLECTION DAY BAG

Touring Bags

ONYX™ PREMIUM LUGGAGE COLLECTION
Designed by riders for riders, the Onyx™ Premium Luggage Collection provides everything you need in motorcycle luggage and nothing you don't. Made of premium 1680 denier, UV-stable ballistic polyester material, these bags will stand up to the toughest road and weather conditions and won't fade through years of use. All bags in the collection feature water-resistant zippers with rubber Harley-Davidson® branded, glove-friendly zipper pulls for easy open and close, a burnt orange interior that allows you to see the bag's contents in almost any light, a plethora of internal and external pockets to make organization easy, MOLLE-style webbing for easy modular pouch attachment and reflective piping to provide visibility to other motorists. Abrasion-resistant non-slip material on the bottom of each bag ensures your bag stays put, and each bag includes a rain cover featuring an elastic hem and barrel lock mechanism so the cover can be cinched tight ensuring it stays in place at highway speeds. All Onyx Collection Premium Luggage features a limited two-year warranty. See Dealer for details.

A. ONYX PREMIUM LUGGAGE COLLECTION
TOURING BAG

The Onyx Collection Touring Bag is perfect for long-haul trips. This bag features a separate top compartment to keep your shoes separate from your clothes, a main compartment that can store enough jeans and T-shirts for a two-week trip and the main compartment lid features removable lid straps that keep the top compartment from falling forward or back when loading the main compartment. The large front pocket holds keys, pens, documents and small electronics. The two outer pockets at the top of the bag are perfect for eyewear storage, while the two large lower exterior pockets are perfect for storing rain gear. Dimensions: 19.2" W x 12.7" D x 20.5" T Capacity: 3,500 cubic inches

93300103
Installation requires a sissy bar upright and backrest pad. Luggage rack required if not mounting on passenger pillion. Does not fit XR1200, XR1200X, FXDRS, and XG models.

B. ONYX PREMIUM LUGGAGE COLLECTION
WEEKENDER BAG

The Onyx Collection Weekender Bag is ideal for around town use or a weekend getaway. This backpack-style bag has a cavernous main compartment that is large enough for a pair of boots or shoes, a change of clothes, an extra jacket or sweatshirt and extra gloves and hats. It also features a padded laptop compartment and two additional padded pockets for small electronics. The bag also features two outer top pockets, one that is felt lined for eyewear storage, a draw-bridge style front compartment for storing pens and documents and, four additional side pockets that are great for storing phone chargers, keys and other small items. The bag's rigid structure ensures its shape is maintained, even when the bag is empty, and the attached mounting straps conveniently tuck away into a built-in storage pouch for a clean look. This bag also features padded backpack straps and raised back padding to make carrying the bag to and from your bike a comfortable proposition. Dimensions: 18" W x 11.5" D x 18" T Capacity: 1,800 cubic inches

93300105
Installation requires a sissy bar upright and backrest pad. Luggage rack required if not mounting on passenger pillion. Does not fit XR1200, XR1200X, FXDRS, and XG models.

C. ONYX PREMIUM LUGGAGE COLLECTION DAY BAG

This compact Day Bag is perfect for your daily work commute or a short day trip. The main compartment is great for storing a sweatshirt, a pair of shoes, a rain suit, gloves or caps. Interior mesh zip pocket holds keys or small electronics. The rigid structure of the bag ensures it keeps its shape, even when empty and the detachable, padded shoulder strap makes the bag easy to carry. Dimensions: 16.75" W x 9" D x 9" T. Capacity: 1,000 cubic inches

93300104
Fits models equipped with Luggage Racks, with or without a Sissy Bar Upright, and Tour-Pak® Luggage Racks (except Mini Rack P/N 53100-95). Does not fit XG750A models. Installation requires a sissy bar upright and backrest pad. Luggage rack required if not mounting on passenger pillion..

Model Family Fitment:

V-ROD	SPORTSTER	DYNA
SOFTAIL	TOURING	

602 LUGGAGE

Onyx™ Premium Luggage Collection

A. ONYX™ PREMIUM LUGGAGE COLLECTION TOUR-PAK® RACK BAG

The Tour-Pak® Rack Bag is designed to fit atop most Tour-Pak Luggage Racks, this bag provides the additional storage you need for long trips. The main compartment features three mesh pockets for easy organization while also providing enough space to stow clothes for a short trip. Outside the bag, the top zip pocket is fleece lined for protective eyewear storage while the front, back and side pockets are great for storing gloves and organizing keys, cords and your phone charger. Dual side-carry handles, a stowable rubber top carry handle and a detachable shoulder strap make off bike transport easy. Rigid construction insures the bag keeps its shape, even when empty. Dimensions: 24" W x 14" D x 10.4" T. Capacity: 2,600 cubic inches

93300123
Fits models equipped with Tour-Pak Luggage Racks (except FLRT and FLHXXX or Mini Rack P/N 53100-96).

B. ONYX PREMIUM LUGGAGE COLLECTION COLLAPSIBLE TOUR-PAK RACK BAG

This Collapsible Rack Bag is similar to our other premium Tour-Pak Rack Bags, with the added benefit that it can be folded down to a fraction of its expanded size and placed in a saddle-bag when not in use. Take it with you on your trip and bring home all the T-shirts and extra things you may buy at a rally or on a long trip. The Collapsible Tour-Pak Rack Bag comes with a removable shoulder strap for easy transport from the bike to your hotel. Dimensions: 20" W x 14" D x 9" T. Capacity: 2,600 cubic inches

93300124
Fits models equipped with Tour-Pak Luggage Racks (except FLRT and FLHXXX or Mini Rack P/N 53100-96).

C. ONYX PREMIUM LUGGAGE COLLECTION TAIL BAG

Great for daily commutes or for extra storage anytime, this Tail Bag provides the space you need. The main compartment is large enough to store a half helmet, rain gear or extra layers, while zipped side pockets are large enough to hold gloves or small electronic devices. The Tail Bag mounts to a passenger pillion and has locking, quick-release clasps for easy on and off the bike. The sturdy top handle and detachable shoulder strap make it easy to carry the bag to and from your motorcycle. Dimensions: 17.5" W x 12" D x 10.4" T. Capacity: 970 cubic inches

93300106
Fits passenger pillions on most models. Does not fit Touring, Trike or Harley-Davidson Street® models. Does not fit most '18-later Softail® models (except FLHC, FLHCS and FXDRS models). FXDRS models require separate purchase of Bungee Bars P/N 50300233.

D. ONYX PREMIUM LUGGAGE COLLECTION RIDER BACKREST PAD

This optional Rider Backrest Pad provides additional rider comfort and support by fastening to the front of other Onyx™ Collection Luggage. The expandable design, featuring two-piece foam, allows you to adjust it for just the right amount of support. Made of solution-dyed material for exceptional abrasion and UV resistance, it never fades and continues to look great for years.

93300125
For use with Premium Luggage Collection Touring Bag, Weekender Bag and Rolling Touring Bag.

E. ONYX PREMIUM LUGGAGE COLLECTION TANK BAG

Designed by riders for riders, the Onyx Premium Luggage Collection is the best luggage Harley-Davidson has to offer and, provides everything you need in motorcycle luggage and nothing you don't. The Tank Bag is designed specifically for Softail® model motorcycles and keeps small items and must-haves, including a mobile device, close at hand. Dimensions: 12.4" W x 4.75" D x 9.5" H Capacity: 420 cubic inches

93300159
Fits '18-later Softail models (except FLSB, FXLR, FLSB, FXDRS and '20-'21 FXLRS).



A. ONYX PREMIUM LUGGAGE COLLECTION TOUR-PAK RACK BAG



B. ONYX PREMIUM LUGGAGE COLLECTION COLLAPSIBLE TOUR-PAK RACK BAG



C. ONYX PREMIUM LUGGAGE COLLECTION TAIL BAG



D. ONYX PREMIUM LUGGAGE COLLECTION RIDER BACKREST BAG



E. ONYX PREMIUM LUGGAGE COLLECTION TANK BAG



F. ONYX PREMIUM LUGGAGE COLLECTION BACKSEAT ROLLER BAG



F. ONYX PREMIUM LUGGAGE COLLECTION BACKSEAT ROLLER BAG



G. ONYX PREMIUM LUGGAGE COLLECTION FLY AND RIDE BAG



F. ONYX PREMIUM LUGGAGE COLLECTION BACKSEAT ROLLER BAG



G. ONYX PREMIUM LUGGAGE COLLECTION FLY AND RIDE BAG



G. ONYX PREMIUM LUGGAGE COLLECTION FLY AND RIDE BAG

LUGGAGE 603

Onyx Premium Luggage Collection

F. ONYX™ PREMIUM LUGGAGE COLLECTION BACKSEAT ROLLER BAG

This Backseat Roller Bag has everything a solo rider needs to rule the road. Unmatched durability, effortless transport and immense storage space. With its locking push-button handle that extends to 20.5" and smooth-rolling skateboard wheels, moving gear from bike to bunk has never been easier. The massive main compartment can carry weeks of clothes for your grand tour and features a large elastic pouch and zippered mesh pocket to organize the rest of your riding essentials. Two outer stash pockets store sunglasses, rain gear and electronics with ease, and the external bungee keeps coats and bedrolls secured. Compatible with the Onyx™ Premium Luggage Collection Rider Backrest Pad for long-haul comfort and support. Dimensions: 16" W x 13" D x 18" T. Capacity: 3,200 cubic inches

93300126
Fits '14-later Touring and Tri Glide® models equipped with a King Tour-Pak® Carrier. Tour-Pak luggage carrier must be equipped with luggage rack on top for proper installation.

G. ONYX PREMIUM LUGGAGE COLLECTION FLY AND RIDE BAG

Designed by riders for riders, the Onyx™ Premium Luggage Collection is the best luggage Harley-Davidson has to offer and provides everything you need in motorcycle luggage and nothing you don't. The Fly and Ride Bag will breeze through airport security and is designed to be an ideal carry-on bag for the rider flying to meet their bike, or taking off on any adventure.

Locking-push button handle that extends by 16" to a height of 38.25" and smooth-rolling skateboard wheels make this bag easy to handle in the airport. Designed to fit in most commercial aircraft overhead bins for easy travel. Fold-out TSA-approved padded sleeve accommodates 15" laptop plus a separate tablet sleeve. Rollers designed not to scuff seat when mounted to sissy bar. Water-resistant zippers with rubber Harley-Davidson branded, glove-friendly pulls for easy open and close. High-contrast orange interior makes it easy to see bag contents in almost any light and a plethora of internal and external pockets and an adjustable shelf make organization easy. MOLLE-style webbing for easy modular pouch attachment. Abrasion-resistant, non-slip bottom keeps the bag in place. Dimensions: (approximate): 14" W x 9" D x 22" H Capacity (approximate): 2450 CI

93300158
Installation requires a sissy bar upright and backrest pad. Luggage rack required if not mounting on passenger pillion. Does not fit XR1200, XR1200X, FXDRS, and XG models.

Model Family Fitment:

■ V-ROD	■ SPORTSTER	■ DYNA
■ SOFTAIL	■ TOURING	

604 LUGGAGE

Overwatch Luggage

A. OVERWATCH DRY BACKPACK

Designed specifically for motorcycle travel, the versatile and rugged Overwatch Dry Backpack will protect your gear in the harshest conditions, on and off the motorcycle.Roll-top closure and waterproof liner protect main compartment. Water-resistant 1280 denier PVC-backed nylon shell and water-resistant zippers make for the ultimate in weather protection. Features mounting straps that can be quickly reconfigured and used as backpack straps. A chest strap, breathable back pad, and removable waist straps allow for a full conversion to a comfortable backpack. Includes 4 removable mounting straps and multiple mounting loops for easy and secure mounting to sissy bar or luggage rack. 3 outer pockets and an internal 15 inch laptop sleeve add versatility. High-contrast orange waterproof liner in main compartment makes it easy to view contents. 32L capacity.

93300168
Installation requires a sissy bar upright and backrest pad. Luggage rack required if not mounting on passenger pillion. Does not fit XG luggage racks. Does not fit with '18-later short Softail® passenger uprights.

B. OVERWATCH DRY BAG

Keep your gear dry with the Overwatch Dry Bag. This water-resistant bag has a large main compartment that features a roll top design with easy-to-use quick-release buckle closures and abrasion-resistant non-slip material on the bottom. Two outer zip pockets are great for storing smaller items. MOLLE-style attachment system on the bag's top make it easy to attach small pouches to this bag and the convenient centered handle make for easy transport to and from your bike. Dimensions: 11.5" D x 19" T. Luggage capacity: 2,000 cubic inches.

93300119
Installation requires a sissy bar upright and backrest pad. Luggage rack required if not mounting on passenger pillion. Does not fit XG luggage racks. Does not fit with '18-later short Softail® passenger uprights.

C. OVERWATCH LARGE SISSY BAR BAG

This Sissy Bar Bag features a cavernous main compartment large enough to accommodate enough clothes for a long weekend trip and a hook and loop closure that rolls and clips to keep water out. Sunglasses and other small items fit conveniently in the small front pocket while the draw-bridge style outer pocket features two removeable tool pouches (tools not included) which can also be used to organize cords and keys. An elasticized side pouch fits a large water bottle. Back and side handles make for easy transport once the bag is detached from the bike. Dimensions: 14" W x 7" D x 20" T. Luggage capacity: 2,000 cubic inches.

93300120
Installation requires a sissy bar upright and backrest pad. Luggage rack required if not mounting on passenger pillion. Does not fit XG luggage racks. Does not fit with '18-later short Softail passenger uprights.

D. OVERWATCH LARGE HANDLEBAR BAG

The roomy Overwatch Large Handlebar Bag is the ultimate in style and practicality. This bag features a removable top compartment with a clear plastic touchscreen pouch that is perfect for holding your phone or GPS. The top pouch also has a zippered compartment that is perfect for storing your wallet and keys. The larger main compartment features one zip and one mesh pocket for organization. Adjustable quick-release buckles and MOLLE-style mounting system with hook and loop straps make for easy attachment. Six multi-fit hook-and-loop mounting straps are included. Dimensions: 4.5" W x 9.5" D x 7" T. Luggage capacity: 250 cubic inches.

93300122
Fits Original Equipment and Accessory risers that are 2" or taller. Does not fit XL models if equipped with triple clamp-integrated risers and 4" diameter riser-mounted speedometers. Does not fit with windshields.

E. OVERWATCH SMALL HANDLEBAR BAG

The Overwatch Small Handlebar Bag is perfect for packing essential items. This bag features one main interior pocket that is the perfect place to put your phone, wallet and keys while riding your motorcycle. MOLLE-style web system with hook and loop straps allow for versatile bag attachment. Six hook-and-loop mounting straps are included. Dimensions: 6" W x 8" D x 2.5" T. Luggage capacity: 100 cubic inches.

93300121
Fits Original Equipment and Accessory risers that are 2" or taller. Does not fit XL models if equipped with triple clamp-integrated risers and 4" diameter riser-mounted speedometers. Fits with some windshields.



A. OVERWATCH DRY BACKPACK



B. OVERWATCH DRY BAG



C. OVERWATCH SISSY BAR BAG



D. OVERWATCH LARGE HANDLEBAR BAG



E. OVERWATCH SMALL HANDLEBAR BAG



F. WAXED CANVAS BACK PACK



G. WAXED CANVAS MESSENGER BAG



H. HDMC MESSENGER BAG – BLACK/SILVER



I. PREMIUM TRAVEL-PAK – KING TOUR-PAK



I. PREMIUM TRAVEL-PAK – SADDLEBAGS



J. TRAVEL-PAKS – SADDLEBAGS (93300107 SHOWN)



J. TRAVEL-PAK – KING TOUR-PAK (53605-97 SHOWN)



J. TRAVEL-PAK – HARD SADDLEBAGS (91885-97A SHOWN)

LUGGAGE 605

Travel-Paks

F. WAXED CANVAS BACKPACK

The thick, solution-dyed, waxed canvas construction and the heavy-gauge leather on the bottom give it a unique look and character. It features an interior padded laptop sleeve, to securely stow your laptop computer (up to 15"). The roll-top design has simple, easy-to-use buckles for secure closure. A water-resistant, high-contrast orange liner makes it easy to find things inside, while the wide, comfortable backpack straps (with sternum strap) provide all-day comfort.

93300117
Installation on bike requires a sissy bar upright and backrest pad or luggage rack.

G. WAXED CANVAS MESSENGER BAG

The thick, solution-dyed, waxed canvas construction and the heavy-gauge leather on the bottom give it a unique look and character. It features an interior padded laptop sleeve, to securely stow your laptop computer (up to 15"). The roll-top design has simple, easy-to-use buckles for secure closure. A water-resistant, high-contrast orange liner makes it easy to find things inside, while the comfortable, messenger-style shoulder strap and stabilizer strap provide long-lasting comfort and style.

93300116
Installation on bike requires a sissy bar upright and backrest pad or luggage rack.

H. HDMC™ MESSENGER BAG

The soft and flexible sling bag features a padded shoulder strap with a cross-chest stabilizer strap that securely holds the bag in place across your back. Or you can secure the bag to the sissy bar with the wide adjustable hook-and-loop flap and quick release tabs. The exterior of the bag features a newspaper pocket, a side pocket and bold stenciled HDMC™ graphics. Behind the wide flap, the water-resistant inner cavity features a 10" x 15"padded laptop compartment, a padded tablet pocket and separate pockets to store cell phones, pens, glasses and more. Dimensions: 19.0" W x 3.5" D x 13.5" T.

93300099 Black/Silver.
Installation requires a sissy bar upright, backrest pad and luggage rack (if not mounting on passenger pillion).

I. PREMIUM TRAVEL-PAKS

This collection of fitted luggage provides convenient storage for your next long ride. The bags are manufactured of water-resistant ballistic nylon that matches the premium luggage collection. The exterior features comfortable carrying handles, heavy-duty glove-friendly zippers, a zippered pocket and D-rings for optional carrying straps. The padded interior features a variety of convenient storage pockets and plenty of open storage. Saddlebag right-hand bag features an internal padded laptop pocket and plenty of smart storage spaces.

93300072 King Tour-Pak® Carrier.
Fits '93-later Touring and Trike models equipped with King Tour-Pak luggage.

93300070 Hard Saddlebags.
Fits '93-later Touring models equipped with hard saddlebags. Sold in pairs.

J. SADDLEBAG TRAVEL-PAKS

The Travel-Pak bags feature two-way zippers for easy access, and embossed Bar & Shield patches for style.

93300107 Saddlebags.
Fits '18-later FLHC and FLHCS models with Original Equipment saddlebags. Also fits FLDE models equipped with Softail® Deluxe Rigid Mount Saddl ebags P/N 90201558.

93300110 Saddlebags.
Fits '18-'21 FLSB and '22-later FXLRST models.

53605-97 King Tour-Pak.
Fits '93-later Touring and Trike models equipped with King and Ultra Tour-Pak luggage.

91885-97A Hard Saddlebags.
Fits '93-later Touring models equipped with Color-Matched Hard Saddlebags and '09-'17 VRSCF models equipped with Rigid Saddlebags P/N 91172-09. Sold in pairs.

91887-98 Leather Saddlebags. (not shown)
Fits '98-'19 FLHRC and FLHRS models. Sold in pairs.

Model Family Fitment:

- | | | |
|---|---|--|
|  V-ROD |  SPORTSTER |  DYNA |
|  SOFTAIL |  TOURING | |

606 LUGGAGE

Small Bags

BLACK STANDARD LINE BAGS
Made of ultra-durable leather-like synthetic featuring a debossed H-D #1 logo, the Black Standard Line Sissy Bar and Tool Bags have a simple, black on black style that complements many styling directions and budgets. An internal reinforcement system maintains the bag's shape over time. The "MOLLE-style" system of mounting loops accommodate hook and loop straps and allow for multiple mounting locations and orientations. The bags feature either matte black enamel buckles with hidden quick-detach buckles underneath or a hook and loop flap closure.

A. BLACK STANDARD LINE SISSY BAR/SOLO BAG
This Sissy Bar Bag features quick-release buckles to get you in and out of the bag fast. Great for storing a light jacket, sunscreen, gloves and glasses. Bag measures 8" x 10.5" x 3.25". Internal capacity: 260CI Carrying capacity: 5 lbs.
93300114

B. BLACK STANDARD LINE TOOL BAG
This Tool Bag features decorative, black enamel buckles under which are quick-release buckles for easy access and can be mounted to various parts of the bike including the sissybar or a luggage rack. This Tool Bag is constructed to handle the weight of tools. The bag measures: 5.25" in diameter x 11" long. Internal capacity: 165CI. Carrying capacity: 5 lbs.
93300113

C. WINDSHIELD BAGS
Ideal for storing cell phones, sunglasses and other small items, these easy-to-install bags are available in a wide variety of styles to suit your customizing direction.

Fits King-Size and Compact windshields (except FXSTD, Flame and Skull with Wings). Does not fit 100th Anniversary logo windshields, models equipped with handlebar mount gauges or Road Tech™ Riser Mount Radio. Also fits '15-later FLRT windshields.

1. **FAT BOY® WINDSHIELD BAG WITH CONCHO**
56626-99
2. **WINDSHIELD BAG FOR SOFTAIL® DELUXE MODELS**
57207-05A
3. **LEATHER WITH BAR & SHIELD LOGO**
58298-87
4. **EMBOSSED BAR & SHIELD LOGO LEATHER**
58308-95
5. **ROAD KING® CLASSIC LEATHER WINDSHIELD BAG**
58189-98



A. BLACK STANDARD LINE SISSY BAR/SOLO BAG



B. BLACK STANDARD LINE TOOL BAG



C. WINDSHIELD BAGS



D. THREE-POCKET WINDSHIELD POUCH



E. TWO-POCKET WINDSHIELD POUCH



F. HANDLEBAR/FORK BAGS



G. SOFT LEATHER HANDLEBAR/FORK BAG

LUGGAGE 607

Windshield Bags

D. THREE-POCKET WINDSHIELD POUCH
Add convenient storage space up front where you need it. This easy-to-install windshield pouch features three easily accessible storage pockets sized for cell phones, glasses and other small items. The center pouch is accented with an embossed Harley-Davidson script for a finishing touch.
58904-03
Fits King-Size (except Heritage Springer™ and Rigid-Mount King Size) and Road King® windshields (except Wind Deflector and Adjustable Height).

E. TWO-POCKET WINDSHIELD POUCH
Add convenient storage space up front where you need it. This easy-to-install windshield pouch features two easily accessible storage pockets sized for cell phones, glasses and other small items. Hook-and-loop closures allow easy one-handed opening. Both pouches are accented with an embossed Harley-Davidson logo for a finishing touch.
57203-07
Fits King-Size or Compact windshields. Does not fit FXDWG, FLSTSB or FXSTD models. Does not fit Rigid-Mount, Super Sport, Nostalgic or Flamed windshields.

F. HANDLEBAR/FORK BAGS
Constructed of durable synthetic leather with embossed H-D Eagle Wing logo. Looks great on sissy bar uprights, handlebars and front forks.

If used in front fork application, fits '93-'17 FXDWG and '84-'17 FLSTC models. Also fits '82-'89 FXR with additional purchase of Directional Relocation Kit P/N 90504-82A.
91743-87T 11-inch length.
91744-87T 8-inch length.

G. SOFT LEATHER HANDLEBAR/FORK BAG
Features include embroidered logos, full-length hook-and-loop closure over zipper and plush nylon pile inside lining. Features silver Harley-Davidson logo.
91773-85
If used in front fork application, fits '93-'17 FXDWG and '84-'17 FLSTC models. Also fits '82-'89 FXR with additional purchase of Directional Relocation Kit P/N 90504-82A.

- Model Family Fitment:
- | | | |
|---------|-----------|------|
| V-ROD | SPORTSTER | DYNA |
| SOFTAIL | TOURING | |

608 LUGGAGE

Storage

A. BUNGEE CORD SOFT-HOOK EXTENSIONS

Keep your luggage firmly in place. Simply loop these soft-hook extensions around your luggage rack bar and you have a secure connection point for bungee hooks. Manufactured from a strong but flexible material, the soft-hook extensions provide convenient connection points anywhere around the luggage rack. When tightly secured around the rack bar, these soft-hook extensions will not slide, reducing the potential for luggage shift during transit.

52300140 Set of 4.
For use on all luggage racks with rails up to .75" diameter.

B. BLACK CARGO NETS

These versatile nets feature vinyl-coated attaching hooks to hold your cargo securely. For helmets, small packages, etc. Works great with chrome bungee nuts.

97008-07	12.0" x 12.0" – 4 hook.
98170-88T	15.0" x 15.0" – 6 hook.
98169-88T	18.0" x 18.0" – 6 hook.

C. BLACK BUNGEE CORDS

98196-85T	18.0" length.
98197-85T	24.0" length.
98198-85T	30.0" length.
98199-85T	24.0" length – 4 hook.

D. CHROME BUNGEE NUTS

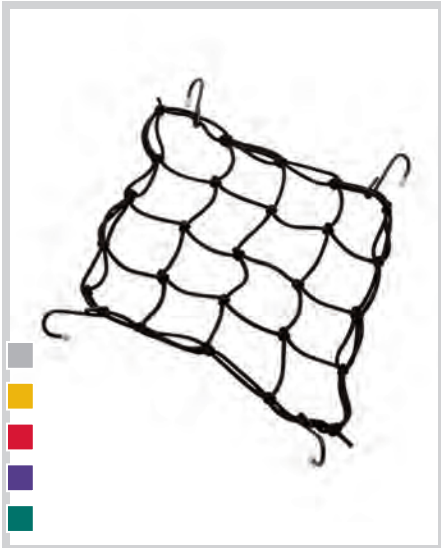
98185-90T .375" – 16 thread. (pair)



A. BUNGEE CORD SOFT-HOOK EXTENSIONS



B. BLACK CARGO NET



C. BLACK BUNGEE CORDS



D. CHROME BUNGEE NUTS



E. MUSIC PLAYER TANK POUCH



E. MUSIC PLAYER TANK POUCH



F. DECORATIVE SPOTS



G. HARLEY-DAVIDSON/U.S.A. CUSTOM CONCHO AND LEATHER ROSETTE AND LACING STRAP

LUGGAGE 609

Luggage Accessories

E. MUSIC PLAYER TANK POUCH

This portable music system pouch is designed for motorcycle use. The neoprene jacket offers hardcore protection for your portable music device, while the built-in magnets hold the pouch securely to the fuel tank. The clear play-through window permits touchscreen control and the anti-skid interior allows the pouch to accommodate players of various sizes. The clamshell design makes inserting your player into the pouch quick and easy and the double zipper allows for headphone and output cables to exit the pouch at any point on top, bottom or one side of the pouch. Simply plug in your headphones or connect your in-dash Advanced Audio Radio with an auxiliary cable or iPod® Interface and enjoy your music collection. Works well with many MP3 and other personal music players, but should not be used with hard-disk memory players. Window measurement: 2.25" W x 4.0" H.

76000193
Fits models with steel fuel tanks or airbox covers.

F. DECORATIVE SPOTS

Make your own personal styling statement by identifying your leather jacket, cap, saddlebags, sissy bar bag, etc., with Decorative Spots that are made of rustproof, nickel-plated solid brass. Package quantity 1.

Decorative Chrome Spots
93024-88 Round .50".

Decorative Road King® Black Jeweled Spot
93036-95 Matches FLHR models.

Decorative Heritage Chrome Spot
93037-09 Matches FLSTC models.

G. HARLEY-DAVIDSON®/U.S.A. CUSTOM CONCHO
Conchos are polished, nickel-plated and identified with a recessed Harley-Davidson Motorcycles – U.S.A. logo in contrasting black. Attaches securely with a tie wrap. Rosette & Lacing Strap sold separately.

91857-91 Package quantity 1.

Shown with:
LEATHER ROSETTE AND LACING STRAP FOR HARLEY-DAVIDSON/U.S.A. CUSTOM CONCHO
Available in black, these leather accents can be used when attaching H-D® custom conchos.

91722-04 Package quantity 1.

Model Family Fitment:

V-ROD	SPORTSTER	DYNA
SOFTAIL	TOURING	

610 LUGGAGE

Flags

A. PREMIUM AMERICAN FLAG KIT

Proudly display Old Glory with this Premium Flag and Mast Kit. The redesigned chrome-plated clamp was engineered to provide a secure mount to your luggage rack. This 14.0" x 11.0" nylon flag is sewn with pillow case stitching for added durability, and the mast features a rich bullet-shaped finial tip. Kit includes American flag, mounting clamp, flag mast and all necessary hardware. (Flags are designed for parade use only and will not withstand highspeed use.)

Fits Air Wing Tour-Pak® Luggage Rack P/N 79179-08, 53000063 or 50300097, Premium Tour-Pak Luggage Rack P/N 53665-87, Contoured Tour-Pak Luggage Rack P/N 79148-06A and all luggage racks with .5" diameter round outer bar.
61400617

B. AMERICAN FLAG KIT

Whether showing your patriotism or your love of Harley® motorcycles, showing your colors is easier than ever with quality flag and mast kits. Flags are made with high-quality nylon for durability. Available in sissy bar mount or Tour-Pak® Luggage Carrier/Saddlebag mount. (Flags are designed for parade use only and will not withstand high-speed use.)

94616-98 Sissy bar.
Fits Sissy Bars (except Mini and Short Uprights with Backrest Pads).


61400206 Tour-Pak Mount.
Mounts to '14-later Touring and Tri Glide® models with Color-Matched Tour-Pak Luggage Carriers. Does not fit Leather Tour-Pak Luggage.

94626-98 Tour-Pak/Saddlebag Mount.
Mounts to '14-later Touring models (except '23-later FLHXSE, FLTRXSE and '24-later FLHX, FLTRX, FLTRXSTSE) with Color-Matched Hard Saddlebags without Tour-Pak. Does not fit with Electra Glo™ Saddlebag Run/Brake/Turn Lights. Also mounts to '14-later Touring models with Color-Matched Tour-Paks. Does not fit with LED King Tour-Pak Brake/Turn/Tail Lamp Kit P/N 67800368 or Tour-Pak Rear Light Trim P/N 53000329. Also mounts to '93-'13 Touring and Trike models equipped with Color-Matched Tour-Pak luggage carriers or Hard Saddlebags. Does not fit Leather Tour-Pak luggage. Also fits many car and truck roll-down windows.

94625-98 Replacement flag only.



A. PREMIUM AMERICAN FLAG KIT



B. AMERICAN FLAG KIT



C. 120TH ANNIVERSARY FLAG KIT



D. WOUNDED WARRIOR PROJECT FLAG KIT



E. POW/MIA FLAG KIT

LUGGAGE 611

Flags

C. 120TH ANNIVERSARY FLAG KIT

Celebrate 120 years of riding tradition. Commemorative 120th Anniversary Flags are made with high-quality polyester knit fabric for richer color and sewn with "pillowcase" stitching for added durability.

61400721 Sissy Bar.
Mounts to Sissy Bars (except Mini and Short Uprights with Backrest Pads).

61400722 Tour-Pak Mount.
Mounts to '14-later Touring and Tri Glide® models with Color-Matched Tour-Pak® Luggage carriers. Does not fit Leather Tour-Pak luggage carrier.

61400723 Tour-Pak/Saddlebag Mount.
Fits '14-later Touring models (except '23-later FLHXSE, FLTRXSE and '24-later FLHX, FLTRX, FLTRXSTSE) with Color-Matched Hard Saddlebags, without Tour-Pak Luggage. Does not fit with Electra Glo™ Saddlebag Run/Brake/Turn Lights. Also mounts to '14-later Touring models with Color-Matched Tour-Pak. Does not fit with LED King Tour-Pak Brake/Turn/Tail Lamp Kit P/N 67800368. Also mounts to '93-'13 Touring and Trike models equipped with Color-Matched Tour-Pak luggage carriers or Hard Saddlebags. Does not fit Leather Tour-Pak luggage. Also fits many car and truck roll-down windows.

D. WOUNDED WARRIOR PROJECT® FLAG KIT

Raise the flag and salute our returning veterans who incurred service-connected injuries or illness. Complete flag and mast kit is easy to install, and features a flag manufactured with high-quality nylon for durability. Available in sissy bar mount or Tour-Pak® Luggage Carrier/Saddlebag mount versions. (Flags are designed for parade use only and will not withstand high-speed use.)

61400375 Tour-Pak Mount.
Mounts to '14-later Touring and Tri Glide® models with Color-Matched Tour-Pak Luggage Carriers. Does not fit Leather Tour-Pak Luggage.

61400377 Tour-Pak/Saddlebag Mount.
Mounts to '93-'13 Touring and Trike models equipped with Color-Matched Tour-Pak® Luggage carriers or Hard Saddlebags. Does not fit Leather Tour-Pak® luggage. Also fits '14-later Touring (except '23-later FLHXSE, FLTRXSE and '24-later FLHX, FLTRX, FLTRXSTSE) and Trike models not equipped with Tour-Pak® luggage and many car and truck roll-down windows.

NOTE: The Wounded Warrior Project (WWP) name and logo are trademarks of Wounded Warrior Project Inc., a tax-exempt 501 (C)(3) nonprofit organization, and are used here with its permission.

E. POW/MIA FLAG KIT

Show support for the American POW and MIA military forces with this flag and mast kit. Flags are made with high-quality nylon for durability. (Flags are designed for parade use only and will not withstand high-speed use).

61400205 Tour-Pak Mount.
Mounts to '14-later Touring and Tri Glide models with Color-Matched Tour-Pak Luggage Carriers. Does not fit Leather Tour-Pak Luggage.

94901-03 Tour-Pak/Saddlebag Mount.
Mounts to '93-'13 Touring and Trike models equipped with Color-Matched Tour-Pak® Luggage carriers or Hard Saddlebags. Does not fit Leather Tour-Pak® luggage. Also fits '14-later Touring (except '23-later FLHXSE, FLTRXSE and '24-later FLHX, FLTRX, FLTRXSTSE) and Trike models not equipped with Tour-Pak® luggage and many car and truck roll-down windows.

94902-03 Replacement POW/MIA flag only.

Model Family Fitment:

- V-ROD
- SPORTSTER
- DYNA
- SOFTAIL
- TOURING



COLOR-MATCHED BODYWORK

Wish you could splash more of your factory color over your bike’s profile? Consider Color Shop’s Accessory Bodywork. This collection of primed and color-matched components endows your Harley® motorcycle with a personality of its own. Tour-Pak® luggage, stretched saddlebags, inner fairings, spoilers and more are available in factory-matched colors for most late model Harley motorcycles.

COLOR-MATCHED INNER FAIRING KIT – ‘24-LATER ROAD GLIDE® AND STREET GLIDE® MODELS

	Batwing Inner Fairing Fits '24-later Street Glide models with fairing mounted mirrors. Kit includes inner fairing, fairing cap, and media door.	Road Glide® Inner Fairing Fits 24-later FLTRX, FLTRXSE, and FLTRXSTSE models.
SolidColor	P/N	P/N
Alpine Green	57001988EYW	57001991EYW
Atlas Silver Metallic	57001988EWZ	57001991EWZ
Billiard Gray	57001988EXU	57001991EXU
Blue Burst	57001988EYV	57001991EYV
Sharkskin Blue	57001988EYT	57001991EYT
Vivid Black	57001988DH	57001991DH
Whiskey Fire	57001988EYS	57001991EYS
White Onyx Pearl	57001988EYO	57001991EYO

COLOR-MATCHED SADDLEBAG SPEAKER LIDS – ‘24-LATER ROAD GLIDE AND STREET GLIDE

	Sold In Pairs Fits '23-later FLHXSE and FLTRXSE, and 24-later FLHX, FLTRX, and FLTRXSTSE models.
Solid Color	P/N
Primed/Paintable	90202801
Alpine Green	90202793EYW
Atlas Silver Metallic	90202793EWZ
Billiard Gray	90202793EXU
Blue Burst	90202793EYV
Golden White Pearl	90202793EXZ
Raven Metallic	90202793EWR
Sharkskin	90202793EYT
Vivid Black	90202793DH
Whiskey Fire	90202793EYS
White Onyx Pearl	90202793EYO

COLOR-MATCHED CHIN SPOILERS – ‘24-LATER ROAD GLIDE AND STREET GLIDE

	Fits 23-later FLHXSE and FLTRXSE, and 24-later FLHX, FLTRX, and FLTRXSTSE models.
Solid Color	P/N
Alpine Green	57200457EYW
Atlas Silver Metallic	57200457EWZ
Billiard Gray	57200457EXU
Blue Burst	57200457EYV
Dark Platinum	57200457EWN
Sharkskin	57200457EYT
Vivid Black	57200457DH
Whiskey Fire	57200457EYS
Whiskey Neat	57200457EWP
White Onyx Pearl	57200457EYO

COLOR-MATCHED SLIPSTREAM VENT TRIM AND ROAD GLIDE® HEADLAMP TRIM COVERS

COLOR-MATCHED SPLITSTREAM VENT TRIM – BATWING FAIRING

The batwing fairing is a key visual and functional element of your Touring bike, and the Splitstream vent sits front and center for all to see. Shaped to replace the Original Equipment satin black soft trim, this one-piece rigid component blends into the sweep of the outer fairing and dresses the vent in style. Available in your choice of finishes, this vent trim is the perfect complement to available windshield trim kits.

Fits '14-later Electra Glide®, Street Glide® (except '24-later FLHX), Ultra Limited and Tri Glide® models with batwing fairing.

*NOTE: This product is a Paint to Order accessory. Please allow for an average of 5 weeks' delivery for this item.

COLOR-MATCHED ROAD GLIDE® HEADLAMP TRIM

This sleek one-piece headlamp surround adds a clean custom look to the nose of the Road Glide® model. The easy-to-install Headlamp Trim hugs the dual headlamps and covers the matte black factory bezel for a menacing aerodynamic appearance. The swept back look and the knife-edge side strakes emphasize the streamlined shape of the fairing without impeding airflow to the vents or obstructing headlamp light patterns. Available in your choice of finish, the self-adhesive Headlamp Trim can be installed without removing the headlamp or fairing.

Fits '15-later Road Glide models (except '23-later FLTRXSE, '24-later FLTRX and FLTRXSTSE models).

	Splitstream Vent Trim	Headlamp Trim
Solid Color	P/N	P/N
Atlas Silver Metallic	61300461EWZ	61400412EWZ
Baja Orange	61300461ESS	61400412ESS
Barracuda Silver	61300461EKR	61400412EKR
Barracuda Silver Denim	61300461ENR	—
Billiard Blue	—	61400412EKP
Billiard Burgundy	61300461ENZ	—
Billiard Gray	61300461EXU	61400412EXU
Billiard Red	61300461ENX	—
Billiard Teal	—	61400412ESK
Black Jack Metallic	61300461ESC	—
Blue Burst	—	61400412EYV
Bonneville Salt Denim	61300461EFW	—
Bright Billiard Blue	61300461EXB	61400412EXB
Chrome	61300505	—
Deadwood Green	61300461ESU	—
Gauntlet Gray Metallic	61300461ESH	61400412ESH
Gray Haze	61300461EWX	61400412EWX
Gunship Gray	61300461EGZ	—
Heirloom Black	—	61400412EWK
Heirloom Red	61300461EWI	61400412EWI
Industrial Gray Denim	61300461EFC	—
Industrial Yellow	61300461EXE	61400412EXE
Midnight Blue	61300461EKA	—
Midnight Crimson	61300461ESN	61400412ESN
Prospect Gold	61300461EXF	61400412EXF
Red Rock	61300461EYP	61400412EYP
Redline Red	61300461EUZ	61400412EUZ
Reef Blue	—	61400412EVA
River Rock Gray	61300461ENT	61400412ENT
Scorched Orange	61300461ELG	—
Scorched Orange (CPP)	—	61400412ELG
Sharkskin Blue	61300461EYT	61400412EYT
Spruce	—	61400412EOG
Tahitian Teal (CPP)	61300461EOX	—
Vivid Black	61300461DH	61400412DH
White Sand Pearl	61300461EVD	61400412EVD
Wicked Red	61300461EFF	—
Zephyr Blue (CPP)	—	61400412EPB

Check your local dealership for more information

*NOTE: This product is a Paint to Order accessory. Please allow for an average of 5 weeks' delivery for this item.

COLOR-MATCHED CUSTOM WRAPPED FRONT FENDER

Give your bike a big hug. This all-steel fender is shaped to show off the full profile of your 19" front wheel. The apron-less fender wraps almost 180 degrees around the front tire for a clean, custom appearance, and the low-profile cutaway design exposes the wheel from hub to rim for maximum visual impact. Designed for mistake-proof installation, the fender is pre-drilled to fit Original Equipment fender mounting bosses, and does not require additional fender spacers or install kits. Available in Color-Matched, Vivid Black or primed and ready-to-paint finish.

Fits '14-later Touring (except '23-later FLHXSE and FLTRXSE '24-later FLHX, FLTRX and FLTRXSTSE models) models equipped with 17", 18" or 19" wheel and tire combination. Does not fit with Fender Tip Assembly P/N 59600003 or 59600006. Does not fit Trike or FLTRXSE models.



WRAPPED FRONT FENDER

COLOR-MATCHED 21" FRONT FENDER

Required for use with the Knockout™ Custom Wheel Kit.

Fits '17-'23 FLTRX, FLTRXS and FLTRXST models equipped with Knockout Wheel Kit P/N 43300494 or 43300496.



21" FRONT FENDER

COLOR-MATCHED CUSTOM CHOPPED FRONT FENDER

This all-steel Chopped Front Fender is a key element of West Coast style for Touring models. The trimmed profile gives the front end a tough pro-touring look and exposes the wheel from hub to rim for maximum visual impact. Designed for mistake-proof installation. Pre-drilled to fit Original Equipment fender mounting bosses, and does not require additional fender spacers or install kits.

Fits '14-later Touring models (except '23-later FLHXSE and FLTRXSE, '24-later FLHX, FLTRX, and FLTRXSTSE models) equipped with 17", 18" or 19" wheel and tire combination. Does not fit with Fender Tip Assembly P/N 59600003 or 59600006. Does not fit Trike models.



CHOPPED FRONT FENDER

COLOR-MATCHED CUSTOM WRAPPED FENDERS

	Custom Wrapped Front Fender	21" Front Fender	Chopped Front Fender
Color	P/N	P/N	P/N
Primed/Paintable	58900196BEO	58900319	58900590
Atlas Silver Metallic	58900196EWZ	58900336EWZ	58900591EWZ
Baja Orange	58900196ESS	58900336ESS	58900591ESS
Billiard Blue	58900196EKP	58900336EKP	—
Billiard Gray	58900196EXU	—	58900591EXU
Billiard Red	58900196ENX	—	—
Billiard Red/Vivid Black	—	58900529EOU	—
Billiard Teal	58900196ESK	58900336ESK	—
Black Denim	—	58900336BYM	58900591BYM
Black Jack Metallic	58900196ESC	—	—
Blue Burst	58900196EYV	—	58900591EYV
Bright Billiard Blue	58900196EXB	—	58900591EXB
Bright Billiard Blue / Billard Gray	58900527EXK	58900529EXK	58900594EXK
Deadwood Green Denim	58900196ESW	—	—
Gauntlet Gray Metallic	58900196ESH	58900336ESH	—
Gauntlet Gray Metallic/ Vivid Black	58900527ESZ	58900529ESZ	—
Gray Haze	58900196EWX	58900336EWX	58900591EWX
Gunship Gray	58900196EGZ	58900336EGZ	58900591EGZ
Heirloom Red Fade	58900360EWJ	58900631EWJ	58900598EWJ
Industrial Gray	58900196EEZ	—	—
Industrial Yellow	58900196EXE	—	58900591EXE
Industrial Yellow / Vivid Black	58900527EXN	58900529EXN	58900594EXN
Legend Blue/Vivid Black	58900196EEM	—	—
Midnight Crimson	58900196ESN	58900336ESN	58900591ESN
Midnight Crimson/Vivid Black	58900527EVO	—	58900594EVO
Mineral Green Denim	58900196EVI	—	58900591EVI
Mineral Green Metallic	58900196EVG	—	—
Prospect Gold	58900196EXF	58900336EXF	58900591EXF
Red Rock	58900196EYP	—	58900591EYP
Redline Red	58900196EUZ	58900336EUZ	58900591EUZ
Reef Blue	58900196EVA	58900336EVA	58900591EVA
Reef Blue/Vivid Black	58900527EVR	58900529EVR	58900594EVR
River Rock Gray	58900196ENT	—	—
Sharkskin	58900196EYT	—	58900591EYT
Snake Venom	58900196ETF	58900336ETF	—
Vivid Black	58900196DH	58900336DH	58900591DH
White Onyx Pearl	58900196EYO	—	58900591EYO
White Sand Pearl	58900196EVD	58900336EVD	58900591EVD
Wicked Red	58900196EFF	—	—
	—	—	—
CVO™ Model Color	P/N		P/N
Great White Pearl & Black Hole	58900360ERP	—	
Blue Steel	58900196EUB	—	58900591EUB
Envious Fade	58900360EUK	—	58900596EUK
Gunship Gray	58900196EGZ	—	
Hightail Yellow Pearl	58900360EUE	—	58900598EUE

Check your local dealership for more information

COLOR-MATCHED ROAD GLIDE® FAIRING SPOILER AND CHIN SPOILER

COLOR-MATCHED ROAD GLIDE® FAIRING SPOILER

Add a custom touch to your motorcycle with a Color-Matched Road Glide® Fairing Spoiler. Designed to replace the Original Equipment Road Glide Fairing Spoiler.

Fits '17-'23 FLTRX and FLTRXS models. '17-'20 FLTRXS and '17-later FLTRX models require separate purchase of Chopped Engine Guard P/N 49000117A. Does not fit with Heavy Breather Extreme Air Cleaners P/N's 29400388 or 29400387.



ROAD GLIDE FAIRING SPOILER

COLOR-MATCHED CHIN SPOILER

The Touring Chin Spoiler Kit gives a touch of factory color and style to the front of your Touring motorcycle. Kit includes all the required mounting hardware. Best of all, it's Genuine Harley-Davidson for the perfect fit and unmatched custom style.

Fits '17-later Road King, Street Glide® (except '23-later FLHXSE, and '24-later FLHX models), Road Glide® (except '23-later FLTRXSE, and '24-later FLTRX and FLTRXSTSE models), and Electra Glide® Standard models. Does not fit Trike models or models equipped with Fairing Lower.



	Road Glide® Fairing Spoiler	FL Chin Spoiler
Atlas Silver Metallic	57001042EWZ	57200261EWZ
Baja Orange	57001042ESS	57200261ESS
Barracuda Silver	—	57200261EKR
Billiard Gray	57001042EXU	57200261EXU
Billiard Red	57001042ENX	57200261ENX
Billiard Teal	57001042ESK	57200261ESK
Black Denim	—	57200261BYM
Black Jack Metallic	—	57200261ESC
Bright Billiard Blue	—	57200261EXB
Deadwood Green	—	57200261ESU
Gauntlet Gray Metallic	57001042ESH	57200261ESH
Gray Haze	57001042EWX	57200261EWX
Gunship Gray	57001042EGZ	57200261EGZ
Heirloom Red	57001042EWI	57200261EWI
Industrial Yellow	—	57200261EXE
Midnight Crimson	57001042ESN	57200261ESN
Mineral Green Denim	—	57200261EVI
Prospect Gold	57001042EXF	57200261EXF
Raw	57001234	—
Red Rock	—	57200261EYP
Redline Red	57001042EUZ	57200261EUZ
Reef Blue	57001042EVA	57200261EVA
River Rock Gray	57001042ENT	—
River Rock Gray Denim	57001042ENV	57200261ENV
Scorched Orange	—	57200261ELG
Sharkskin Blue	—	57200261EYT
Snake Venom	57001042ETF	57200261ETF
Vivid Black	57001042DH	57200261DH
White Onyx Pearl	—	57200261EYO
White Sand Pearl	57001042EVD	57200261EVD
Zephyr Blue	—	57200261EPB

Check your local dealership for more information

COLOR-MATCHED CUSTOM STRETCHED SIDE COVERS AND VENTED FAIRING LOWERS

COLOR-MATCHED VENTED FAIRING LOWER KIT*

These Fairing Lower feature a venting system that allows you to adjust the amount of air that circulates across the engine. The ratcheting friction lock pivot allows you to easily set the position. NOTE: Fairing Lower Kits are painted in a single color and do not feature pinstriping.

Fits '14-later Air-Cooled Touring (except '18-later FLTRXSE, '23-later FLHXSE, '24-later FLHX and FLTRX models) and Trike models. Does not fit models with Twin-Cooled™ engines. Freewheeler® models require separate purchase of Engine Guard P/N 49184-09A or 49050-09A and Bracket P/N 45700054. Does not fit with Mustache Engine Guards, Chopped Engine Guards or Knockout Wheel Kit P/N 43300494 or 43300496.

FAIRING LOWER SPEAKER BOXES – Available to fit:

Fits '14-later Touring (except Road King® and CVO™, and '24-later FLHX and FLTRX) models equipped with vented fairing lowers and Audio Fairing Lower Speaker. Does not fit models with Twin-Cooled™ engines.



	Vented Fairing Lower Kit	Boom!™ Fairing Lower Speaker Box Fits '14-later models
Solid Color	P/N	P/N
Primed/Paintable	57100258	57100233
Atlas Silver Metallic	57100257EWZ	76000497EWZ
Baja Orange	57100257ESS	76000497ESS
Barracuda Silver	—	76000497EKR
Barracuda Silver Denim	—	76000497ENR
Billiard Burgundy	—	76000497ENZ
Billiard Gray	57100257EXU	76000497EXU
Billiard Red	57100257ENX	76000497ENX
Billiard Teal	57100257ESK	76000497ESK
Black Jack Metallic	57100257ESC	76000497ESC
Blue Burst	—	76000497EYV
Blue Max	—	76000497ELE
Bright Billiard Blue	57100257EXB	76000497EXB
Gauntlet Gray Metallic	57100257ESH	76000497ESH
Gray Haze	57100257EWX	76000497EWX
Gunship Gray	57100257EGZ	76000497EGZ
Heirloom Red	57100257EWI	76000497EWI
Industrial Gray	—	76000497EEZ
Industrial Yellow	57100257EXE	76000497EXE
Kinetic Green	—	76000497ELD
Midnight Blue	—	76000497EKA
Midnight Crimson	57100257ESN	76000497ESN
Mineral Green Denim	57100257EVI	—
Prospect Gold	57100257EXF	76000497EXF
Red Rock	—	76000497EYP
Redline Red	57100257EUZ	76000497EUZ
Reef Blue	57100257EVA	76000497EVA
River Rock Gray	57100257ENT	76000497ENT
River Rock Gray Denim	57100257ENV	76000497ENV
Sharkskin Blue	—	76000497EYT
Silver Flux	—	76000497ELI
Snake Venom	57100257ETF	76000497ETF
Spruce	—	76000497EOG
Stiletto Red (CPP)	—	76000497EOW
Tahitian Teal (CPP)	—	76000497EOX
Twisted Cherry	57100257EFH	—
Velocity Red Sunglo	57100257DZT	—
Vivid Black	57100257DH	76000497DH
White Onyx Pearl	—	76000497EYO
White Sand Pearl	57100257EVD	76000497EVD
Wicked Red Denim	—	76000497EKG

Check your local dealership for more information

*NOTE: This product is a Paint to Order accessory. Please allow for an average of 5 weeks' delivery for this item.

COLOR-MATCHED STRETCHED SADDLEBAG BOTTOMS

COLOR-MATCHED STRETCHED SADDLEBAG BOTTOMS*

Add the long, low “slammed” look to your Touring bike without compromising the suspension travel and ride height. These Stretched Saddlebag Bottoms wrap around the exhaust to add visual length to the bike and hide the muffler bracket and hanger from view. Stretched Bottoms are predrilled to accept your existing saddlebag lids and latches. Simply attach the extended saddlebag bottom to your saddlebag lids with the included hardware and install on the bike like the original bags.

Available to fit:
Fits '14-later Touring models (except FLTRXSE, '23-later FLHXSE and '18-later FLTRXSE, '24-later FLHX and FLTRX) with Color-Matched Hard Saddlebags.

*NOTE: This product is a Paint to Order accessory.
Please allow for an average of 5 weeks' delivery for this item.



		Stretched Saddlebag Bottoms Fits '14-later models
Solid Color	Inner/Outer Pinstripe	P/N
Primed/Paintable	—	90201107
Kinetic Green	—	90201953ELD
Spruce	—	90201078EOG
Vivid Black	—	90201078DH
CVO™ Model Colors	Panel Inner/Outer Pinstripe	
Auburn Sunglo	Black Hole/Rich Bourbon	90201905EHT
Magnetic Gray	Red Pepper/Wineberry	—

Check your local dealership for more information

SADDLEBAG SPEAKER LIDS – '14-LATER MODELS (EXCEPT '24-LATER STREET GLIDE® AND ROAD GLIDE®)

SPEAKER LIDS

Custom Color-Matched covers are shaped to accommodate Saddlebag Lid Speakers. Speaker openings are formed to angle the speakers and direct the sound forward toward the rider and passenger. Installation reuses Original Equipment hinges, locks and mounting hardware.

SADDLEBAG LID SPEAKERS – Available to fit:

Fits '14-later Touring (except Road King®) models equipped Harley-Davidson® Audio powered by Rockford Fosgate® or Boom!™ Audio Saddlebag Speakers. Does not fit '23-later FLHXSE, FLTRXSE, '24-later FLHX, FLTRX and FLTRXSTSE models.

Solid Color	Boom! Saddlebag Lid–Left Fits '14-later models	Boom! Saddlebag Lid–Right Fits '14-later models
	P/N	P/N
Primed/Paintable	90201109	90201108
Atlas Silver Metallic	90200827EWZ	90200826EWZ
Baja Orange	90200827ESS	90200826ESS
Barracuda Silver Denim	90200827ENR	90200826ENR
Billiard Blue	90200827EKP	90200826EKP
Billiard Burgundy	90200827ENZ	—
Billiard Gray*	90202792EXU	—
Billiard Red	90200827ENX	90200826ENX
Billiard Teal	90200827ESK	90200826ESK
Black Denim	90200827BYM	90200826BYM
Black Jack Metallic	90200827ESC	90200826ESC
Black Tempest	90200827EEV	90200826EEV
Black with Royal Black	90200827ERG	90200826ERG
Blue Burst*	90202792EYV	—
Blue Max	90200827ELE	90200826ELE
Bright Billiard Blue	90200827EXB	90200826EXB
Bronze Armor	90200827ERI	90200826ERI
Charcoal Denim	90200827DZN	90200826DZN
Electric Blue	90200827EFM	90200826EFM
Gaunlet Gray Metallic	90200827ESH	90200826ESH
Gray Haze	90200827EWX	90200826EWX
Gunship Gray	90200827EGZ	90200826EGZ
Heirloom Black	90200827EWK	90200826EWK
Heirloom Red	90200827EWI	90200826EWI
Industrial Gray Denim	90200827EFC	90200826EFC
Industrial Yellow	90200827EXE	90200826EXE
Kinetic Green	90200827ELD	90200826ELD
Legend Blue	90200827EEN	90200826EEN
Midnight Crimson	90200827ESN	90200826ESN
Mineral Green Metallic	90200827EVG	90200826EVG
Prospect Gold	90200827EXF	90200826EXF
Redline Red	90200827EUZ	90200826EUZ
Red Rock*	90202792EYP	—
Reef Blue	90200827EVA	90200826EVA
River Rock Gray	90200827ENT	90200826ENT
River Rock Gray Denim	90200827ENV	90200826ENV
Scorched Orange	90200827ELG	90200826ELG
Silver Pine	90200827EOR	90200826EOR
Sharkskin Blue*	90202792EYT	—
Snake Venom	90200827ETF	90200826ETF
Spruce	90200827EOG	90200826EOG
Superior Blue	90200827DWC	90200826DWC
Twisted Cherry	90200827EFH	90200826EFH
Velocity Red Sunglo	90200827DZT	90200826DZT
Vivid Black	90200827DH	90200826DH
White Onyx Pearl*	90202792EYO	—
White Sand Pearl	90200827EVD	90200826EVD
CVO™ Model Primary Color		
Auburn Sunglo with Black Hole/Rich Bourbon	90201906EHT	90201907EHT
Charcoal Slate	90200827BYZ	90200826BYZ
Dantes Black (CVO)	90200827EWC	90200826EWC
Hightail Yellow Pearl (CVO)	90200827ETY	90200826ETY
Magnetic Gray with Wineberry/Red Pepper	90201906EHX	90201907EHX
Moonlight Blue	90200827EMA	90200826EMA
Wicked Orange Pearl (CVO)	90200827ETX	90200826ETX

* Sold In Pairs
Check your local dealership for more information

*NOTE: This product is a Paint to Order accessory. Please allow for an average of 5 weeks' delivery for this item.

COLOR-MATCHED INNER FAIRING KIT – BATWING – '14-LATER MODELS (EXCEPT '24-LATER STREET GLIDE®)

COLOR-MATCHED INNER FAIRING KIT*

Add a custom touch to your motorcycle with a Color-Matched Inner Fairing and Fairing Cap. Designed to replace the Original Equipment matte black inner fairing, the color-matched finish offers a brilliant contrast to the gauge faces and accessory chrome instrument bezels.



COLOR-MATCHED BATWING INNER FAIRING – Available to fit:
Fits '14-later Electra Glide®, Street Glide® (except '23-later FLHXSE and '24-later FLHX) and Ultra Limited® models with handlebar mounted mirrors. Kit includes inner fairing, fairing cap, and media door. Does not fit Tri Glide® models.

Fits '14-'23 Street Glide models with fairing mounted mirrors. Kit includes inner fairing, fairing cap, and media door. Does not fit Tri Glide models.

COLOR-MATCHED TRIKE INNER FAIRING – Available to fit:

Fits '14-later Tri Glide models. Kit includes inner fairing, fairing cap, and media door.

*NOTE: This product is a Paint to Order accessory. Please allow for an average of 5 weeks' delivery for this item.

	Batwing Inner Fairing Fits '14-later Electra Glide® and Ultra Limited® models with handlebar mounted mirrors	Batwing Inner Fairing Fits '14-'23 Street Glide models with fairing mounted mirrors	Batwing Inner Fairing Fits '14-later Tri Glide® models
SolidColor	P/N	P/N	P/N
Alpine Green	57000388EYW	—	—
Atlas Silver Metallic	—	57000389EWZ	—
Baja Orange	—	57000389ESS	—
Barracuda Silver	—	57000389EKR	—
Billiard Burgundy	—	57000389ENZ	—
Billiard Gray	57000388EXU	—	—
Billiard Red	—	—	57000388ENX
Black Jack Metallic	57000387ESC	57000389ESC	—
Black Tempest	57000387EEV	—	—
Bright Billiard Blue	—	57000389EXB	—
Deadwood Green	—	—	57000388ESU
Gaunlet Gray Metallic	57000387ESH	57000389ESH	57000388ESH
Gray Haze	57000387EWX	57000389EWX	—
Gunship Gray	57000387EGZ	57000389EGZ	—
Heirloom Red	57000387EWI	57000389EWI	—
Industrial Yellow	—	57000389EXE	—
Kinetic Green	—	57000389ELD	57000388ELD
Midnight Blue	—	—	57000388EKA
Midnight Crimson	57000387ESN	—	—
Performance Orange	—	57000389EOE	—
Prospect Gold	—	57000389EXF	—
Red Rock	57000388EYP	—	—
Redline Red	57000387EUZ	57000389EUZ	—
River Rock Gray	—	57000389ENT	—
Scorched Orange	—	—	57000388ELG
Silver Flux	57000387ELI	57000389ELI	—
Silver Fortune	57000387EFP	—	—
Silver Pine	57000387EOR	—	—
Sharkskin Blue	57000388EYT	—	—
Snake Venom	57000387ETF	57000389ETF	—
Stiletto Red	57000387EOW	57000389EOW	—
Spruce	—	—	57000388EOG
Tahitian Teal	—	57000389EOX	—
Vivid Black	57000387DH	57000389DH	57000388DH
White Onyx Pearl	57000388EYO	—	—
White Sand Pearl	57000387EVD	57000389EVD	—
Wicked Red	—	—	57000388EFF
Zephyr Blue	57000387EPB	57000389EPB	57000388EPB

Check your local dealership for more information

COLOR-MATCHED INNER FAIRING KIT – ROAD GLIDE® – '14-LATER MODELS (EXCEPT '24-LATER ROAD GLIDE)

COLOR-MATCHED INNER FAIRING KIT*

Add a custom touch to your motorcycle with a Color-Matched Inner Fairing and Fairing Cap. Designed to replace the Original Equipment matte black inner fairing, the color-matched finish offers a brilliant contrast to the gauge faces and accessory chrome instrument bezels.



COLOR-MATCHED ROAD GLIDE® INNER FAIRING – Available to fit:
Fits '15-later Road Glide® models (except '23-later FLTRXSE and '24-later FLTRX and FLTRXSTSE). Kit includes Color-Matched instrument housing. Color-Matched Inner Fairing Air Duct sold separately.

COLOR-MATCHED ROAD GLIDE AIR DUCT – Available to fit:
Fits '15-later Road Glide models. (except '23-later FLTRXSE and '24-later FLTRX and FLTRXSTSE). Color-Matched Inner Fairing sold separately. Kit includes air duct baffle and actuator assembly.

*NOTE: This product is a Paint to Order accessory. Please allow for an average of 5 weeks' delivery for this item.

	Road Glide Inner Fairing Fits '15-later models	Road Glide Fairing Air Duct Fits '15-later models
Solid Color	P/N	P/N
Atlas Silver Metallic	57000482EWZ	29200102EWZ
Baja Orange	57000482ESS	29200102ESS
Billiard Gray	57000482EXU	29200102EXU
Billiard Teal	57000482ESK	29200102ESK
Blue Burst	57000482EYV	—
Bright Billiard Blue	57000482EXB	29200102EXB
Gaunlet Gray Metallic	57000482ESH	29200102ESH
Gray Haze	57000482EWX	29200102EWX
Gunship Gray	57000482EGZ	29200102EGZ
Heirloom Red	57000482EWI	29200102EWI
Industrial Yellow	57000482EXE	29200102EXE
Midnight Blue	57000482EKA	29200102EKA
Midnight Crimson	57000482ESN	29200102ESN
Mineral Green Metallic	57000482EVG	29200102EVG
Prospect Gold	57000482EXF	29200102EXF
Red Rock	57000482EYP	—
Redline Red	57000482EUZ	29200102EUZ
Reef Blue	57000482EVA	29200102EVA
River Rock Gray	57000482ENT	29200102ENT
Sharkskin Blue	57000482EYT	—
Snake Venom	57000482ETF	29200102ETF
Spruce	57000482EOG	29200102EOG
Vivid Black	57000482DH	29200102DH
White Sand Pearl	57000482EVD	29200102EVD

Check your local dealership for more information

KING TOUR-PAK® LUGGAGE – '14-LATER MODELS



Available to fit:
Fits '14-later Road King®, Road Glide®, Street Glide®, Electra Glide® Standard, and select CVO™ models. Separate purchase of H-D® Detachables™ Two-Up or Solo Tour-Pak® Mounting Rack and applicable Docking Hardware is required. Separate purchase of Tour-Pak Lock Kit P/N 90300030 is required. '24-later FLTRXSTSE models require the separate purchase of Detachable Conversion Hardware P/N 54000337.

CHOPPED TOUR-PAK LUGGAGE – '14-LATER MODELS



Available to fit:
Fits '14-later Road King, Road Glide, Street Glide, Electra Glide Standard, and select CVO models. Does not fit FLRT models. Separate purchase of H-D Detachables Two-Up or Solo Tour-Pak Mounting Rack and applicable Docking Hardware is required. Separate purchase of Tour-Pak Lock Kit P/N 90300030 is required. '24-later FLTRXSTSE models require the separate purchase of Detachable Conversion Hardware P/N 54000337. Separate purchase of Hardware Kit P/N 53001105 is required for installation on '23-later FLHXSE and FLTRXSE models.

Solid Color	King Tour-Pak® Luggage	Chopped Tour-Pak Luggage
	P/N	P/N
Primed/Paintable	53000404	53000405
Alpine Green (Chrome Hardware)	53000399EYW	53000402EYW
Atlas Silver Metallic (Black Hardware)	53000775EWZ	53000776EWZ
Atlas Silver Metallic (Chrome Hardware)	53000399EWZ	53000402EWZ
Baja Orange (Chrome Hardware)	53000399ESS	53000402ESS
Billiard Blue	53000399EKP	53000402EKP
Billiard Gray (Black Hardware)	53000775EXU	53000776EXU
Billiard Gray (Chrome Hardware)	53000399EXU	53000402EXU
Billiard Gray (Color-Matched Hardware)	53001044EXU	53001043EXU
Billiard Red (Black Hardware)	53000775ENX	53000776ENX
Billiard Red (Chrome Hardware)	53000399ENX	53000402ENX
Billiard Teal (Chrome Hardware)	53000399ESK	53000402ESK
Black Denim	53000399BYM	53000402BYM
Black Jack Metallic (Black Hardware only)	53000775ESC	53000776ESC
Blue Burst (Black Hardware)	53000775EYV	53000776EYV
Blue Burst (Chrome Hardware)	53000399EYV	53000402EYV
Bright Billiard Blue (Black Hardware)	53000775EXB	53000776EXB
Deadwood Green (Black Hardware)	53000775ESU	53000776ESU
Deadwood Green Denim (Chrome Hardware)	53000775ESW	53000776ESW
Gauntlet Gray Metallic (Black Hardware)	53000775ESH	53000776ESH
Gauntlet Gray Metallic (Chrome Hardware)	53000399ESH	53000402ESH
Gray Haze (Chrome Hardware)	53000399EWX	53000402EWX
Gunship Gray (Black Hardware)	53000775EGZ	53000776EGZ
Gunship Gray (Chrome Hardware)	53000399EGZ	53000402EGZ
Heirloom Red Fade (Black Hardware)	53000983EWJ	53000985EWJ
Hot Rod Red Flake-Solid (HCC)	—	53000402ECN
Industrial Gray Denim	53000399EFC	—
Industrial Yellow (Black Hardware)	53000775EXE	53000776EXE
Kinetic Green	—	53000731ELD
Laguna Orange	53000574ECL	—
Midnight Crimson (Black Hardware)	53000775ESN	53000776ESN
Midnight Crimson (Chrome Hardware)	53000399ESN	53000402ESN
Mineral Green Denim (Black Hardware)	53000775EVI	53000776EVI
Prospect Gold (Black Hardware)	53000775EXF	53000776EXF
Red Rock (Color-Matched Hardware)	53001044EYP	53001043EYP
Redline Red (Chrome Hardware)	53000399EUZ	53000402EUZ
Redline Red (Black Hardware)	53000775EUZ	53000776EUZ
Reef Blue (Chrome Hardware)	53000399EVA	53000402EVA
River Rock Gray (Black Hardware)	53000775ENT	53000776ENT
River Rock Gray (Chrome Hardware)	53000399ENT	53000402ENT
River Rock Gray Denim (Black Hardware)	53000775ENV	53000776ENV
River Rock Gray Denim (Chrome Hardware)	53000399ENV	53000402ENV
Sharkskin Blue (Black Hardware)	53000775EYT	53000776EYT

Color-Matched Tour-Pak® luggage carriers do not include backrest pads. Check your local dealership for more information

KING TOUR-PAK® & CHOPPED TOUR-PAK LUGGAGE (continued)

Solid Color	King Tour-Pak® Luggage	Chopped Tour-Pak Luggage
	P/N	P/N
Silver Fortune	53000399EFP	53000402EFP
Snake Venom (Black Hardware)	53000775ETF	53000776ETF
Snake Venom (Chrome Hardware)	53000399ETF	53000402ETF
Spruce (Chrome Hardware)	—	53000402EOG
Superior Blue	53000399DWC	—
Twisted Cherry	53000399EFH	53000402EFH
Vivid Black (Black Hardware)	53000775DH	53000776DH
Vivid Black (Chrome Hardware)	53000399DH	53000402DH
Whiskey Fire (Black Hardware)	53000775EYS	53000776EYS
Whiskey Fire (Chrome Hardware)	53000399EYS	53000402EYS
White Onyx Pearl (Black Hardware)	53000775EYO	53000776EYO
White Onyx Pearl (Chrome Hardware)	53000399EYO	53000402EYO
White Onyx Pearl (Color-Matched Hardware)	53001044EYO	53001043EYO
White Sand Pearl (Black Hardware)	53000775EVD	53000776EVD
White Sand Pearl (Chrome Hardware)	53000399EVD	53000402EVD
Wicked Red	53000399EFF	—

Two Tone Solid Color/Panel	Inner/Outer Pinstripe	King Tour-Pak® Luggage	Chopped Tour-Pak Luggage
		P/N	P/N
Billiard Red/ Vivid Black (Black Hardware)		53000866EOU	53000867EOU
Billiard Red/Vivid Black (Chrome Hardware)		53000901EOU	53000900EOU
Bright Billiard Blue/Billiard Gray (Black Hardware)		53000866EXK	53000867EXK
Bright Billiard Blue/Billiard Gray (Chrome Hardware)		53000901EXK	53000900EXK
Gauntlet Gray Metallic / Vivid Black (Black Hardware)		53000866ESZ	53000867ESZ
Gauntlet Gray Metallic / Vivid Black (Chrome Hardware)		53000901ESZ	53000900ESZ
Industrial Yellow/Vivid Black (Black Hardware)		53000866EXN	53000867EXN
Midnight Crimson/Vivid Black (Black Hardware)		53000866EVO	53000867EVO
Midnight Crimson/Vivid Black (Chrome Hardware)		53000901EVO	53000900EVO
Reef Blue/Vivid Black (Black Hardware)		53000866EVR	53000867EVR
Reef Blue/Vivid Black (Chrome Hardware)		53000901EVR	53000900EVR
Scorched Orange/Silver Flux (Black Hardware)	Black	53000777EOY	53000778EOY
Silver Flux/Black Fuse	Black	53000662ELH	53000660ELH
Silver Pine/Spruce (Chrome Hardware)	Black/Sage Green	—	53000375EEO
Zephyr Blue/Black Sunglo (Black Hardware)	Light Cobalt	53000777EPA	53000778EPA

626 COLOR SHOP

Color-Matched Accessories

CVO™ KING & CHOPPED TOUR-PAK® LUGGAGE

KING TOUR-PAK®

Available to fit:
Fits '14-later Road King®, Road Glide®, Street Glide®, Electra Glide® Standard, and select CVO™ models. Separate purchase of H-D® Detachables™ Two-Up or Solo Tour-Pak® Mounting Rack and applicable Docking Hardware is required. Separate purchase of Tour-Pak Lock Kit P/N 90300030 is required. '24-later FLTRXSTSE models require the separate purchase of Detachable Conversion Hardware P/N 54000337.

CHOPPED TOUR-PAK

Available to fit:
Fits '14-later Road King, Road Glide, Street Glide, Electra Glide Standard, and select CVO models. Does not fit FLRT models. Separate purchase of H-D Detachables Two-Up or Solo Tour-Pak Mounting Rack and applicable Docking Hardware is required. Separate purchase of Tour-Pak Lock Kit P/N 90300030 is required. '24-later FLTRXSTSE models require the separate purchase of Detachable Conversion Hardware P/N 54000337. Separate purchase of Hardware Kit P/N 53001105 is required for installation on '23-later FLHXSE and FLTRXSE models.

	King Tour-Pak® Luggage	Chopped Tour-Pak Luggage
CVO™ Model Primary Color	P/N	P/N
Black Hole with Graphics	53000833ERS	53000830ERS
Black Stardust	53000833ELZ	—
Blue Steel	53000955EUI	53000946EUI
Bronze Armor with Graphics	53000833ERT	53000830ERT
Copperhead (Color-Matched Hardware)	53001050EXW	53001059EXW
Envious Fade	53000960EUL	53000963EUL
Great White Pearl & Black Hole with Wicked Red	53000653ERP	53000650ERP
Golden White Pearl (Color-Matched Hardware)	53001053EXZ	53001046EXZ
Gunship Gray	53000652EGZ	53000649EGZ
Hightail Yellow Pearl	53000653EUF	53000835EUF
Legendary Orange (Color-Matched Hardware)	53001056EXX	53001048EXX
Raven Metallic (Color-Matched Hardware)	53001053EWR	53001046EWR
Sand Dune	53000833ELV	53000830ELV
Smoky Gray & Black Hole	53000836EML	—
Sunset Orange Fade & Sunset Black with Lightning Silver	53000836ERL	53000835ERL
Wicked Orange Pearl	53000653EUD	53000835EUD

Check your local dealership for more information



'24 WHISKEY FIRE TOUR-PAK – CHROME HARDWARE



'24 SHARKSKIN BLUE TOUR-PAK – BLACK HARDWARE



'24 RED ROCK TOUR-PAK – COLOR-MATCHED HARDWARE



'24 WHISKEY FIRE CHOPPED TOUR-PAK – CHROME HARDWARE



'24 SHARKSKIN BLUE CHOPPED TOUR-PAK – BLACK HARDWARE



'24 RED ROCK CHOPPED TOUR-PAK – COLOR-MATCHED HARDWARE

COLOR SHOP 627

Color-Matched Accessories

A. SOFTAIL® QUARTER FAIRING

This street performance-inspired Quarter Fairing is designed to reduce drag while providing a sleek, custom look. With a Dark Smoke windscreen featuring a Harley-Davidson script on the lower leading edge, it provides the wind protection you need to go all day while looking sinister in the process.

Fits '18-later FXBB and FXLR, '20-later FXLRS, FXST and '21-later FXBBS models. Requires separate purchase of model specific Fairing Bracket Kit. FXBB models require separate purchase of Turn Signal Brackets P/N 12700164 and 67800630 and Hardware P/Ns 67015-02 (qty 2), 7155 (qty 1) and 7331 (qty 1). Does not fit FXBB or FXLR models equipped with Moto Bar P/Ns 55800856 or 55800858 when using Original Equipment handlebar risers. FXLR models equipped with Moto Bar P/Ns 55800856 or 55800858 and Tall Risers P/N 55800852 or 55800854 require separate purchase of Turn Signal Brackets P/N 12700164 and 67800630.

57001627	Raw.
57001615DH	Vivid Black.
57001615ESS	Baja Orange.
57001615EKP	Billiard Blue.
57001615EXU	Billiard Gray.
57001615EYV	Blue Burst.
57001615EXE	Industrial Yellow.
57001615EVD	White Sand Pearl.
57001615ENR	Barracuda Silver Denim.
57001615EVC	Fastback Blue.
57001615EGZ	Gunship Gray.
57001615EYP	Red Rock.
57001615EUZ	Redline Red.
57001615ENX	Billiard Red.
57001615EYT	Sharkskin Blue.
57001615EOG	Spruce.

B. SOFTAIL QUARTER FAIRING BRACKET KIT


This matte black bracket kit is required for mounting the Quarter Fairing to your motorcycle.

57001249
Fits '18-later FXBB, FXLR and FXST. FXBB and FXST installation requires separate purchase of Turn Signal Brackets P/Ns, 12700164 and 67800630 and Hardware P/Ns 67015-02 (qty 2), 7155 (qty 1) and 7331 (qty 1). FXLR models with Tall Risers/Moto Bars require separate purchase of Turn Signal Brackets P/Ns 12700164 and 67800630 and Hardware P/N 67015-02 (qty 2).

57001250
Fits '20-later FXLRS models. Does not fit FXLRS models with Tall Risers and Moto Bars. Also compatible with 5.75" Headlight Bucket P/N 67700380, Trim Ring, Screw and Lock Nut P/N 67700375, 3383 and 7606.



A. SOFTAIL QUARTER FAIRING



B. SOFTAIL QUARTER FAIRING BRACKET KITS

628 COLOR SHOP

Paints

A. PAINTS

Touch-up paint is available in handy 1/2-oz. applicator bottles for all late model Harley-Davidson® motorcycles including CVO™ models. Aerosol and quart containers are also available. See your Authorized Harley-Davidson® Dealer for a complete listing of paint.

NOTE: Quart containers of Harley-Davidson® Acrylic Urethane paint and urethane activator material are designed for application only by professional, trained personnel using proper equipment under controlled conditions and they are not intended for sale to the general public.

Black Texture	
For use with '95-later Engine and Transmission.	
98605BF	Touch-Up Pen.
98600BF	Touch-Up Bottle.
98606BF	Aerosol.
Silver Bead Blast	
For use with '98-later Engine and Transmission.	
98600BY	Touch-Up Bottle.
98606BY	Aerosol.

Clear Coat	
Used to fill in clear coating over chips and surface scratches.	
98600EK	Touch-Up Bottle.
98606EK	Aerosol.
98628EK	Quart. Two-Part Urethane.
99825-02	Urethane Activator.

Black Leather Touch-Up Pens	
A convenient way to fix scratches, scuffed and worn pouches, saddlebags, seats and other leather products. Just touch-up the damaged area, wipe off excess, let dry and then buff with a soft cloth to blend color.	
98605AX	

Black Frame Paint Touch-up Pen	
Dispensed from an easy-to-use paint pen, this paint is an easy way to touch-up minor nicks and scratches.	
93936	



A. PAINTS



B. FUEL CAP MEDALLION – RIDE FREE



B. FUEL CAP MEDALLION – DARK CUSTOM LOGO



B. FUEL CAP MEDALLIONS – WILLIE G SKULL



B. FUEL CAP MEDALLION – H-D MOTOR CO.



B. FUEL CAP MEDALLION – GOLD LIVE TO RIDE

COLOR SHOP 629

Medallions & Handlebar Gauges

B. FUEL CAP MEDALLIONS

Top off your Original Equipment fuel cap. Adhesive backing for easy installation.

Fits '83-later models (except VRSC™, XG, XL1200V, FXD, FXDX, FXR with plastic fuel cap, FLSTNSE, FXS, FXSB, FXSBSE, FXST-Aus, '18-later FXBB, FXBBS, FXDRS, FXFB, FXFBS, Electra Glide®, Road Glide®, Tour Glide™, Tri Glide®, '15-later XL883N, '04-'10 XL1200L and XL1200C, '08-later XR, '05-'06 FXDC and all fuel caps with gauges or locks).

14101220	Ride Free.
99688-10	Dark Custom.
99670-04	Willie G Skull.
99539-97	H-D Motor Co.
99020-90T	Live to Ride.

Model Family Fitment:			
	V-ROD		SPORTSTER
	SOFTAIL		DYNA
	TOURING		

630 COLOR SHOP

Medallions & Decals

A. FUEL TANK NAMEPLATE AND ADAPTER KITS

For those of you with nostalgia in mind, our popular fuel tank trims fit a wide selection of early models. In addition, we now offer adapter kits for later models. The adapter kits come with all necessary hardware for installation of fuel tank trim on later models. Adapter Kit Brackets are self-adhesive to accommodate most universal applications. Due to fuel tank shape variability, test fit relevant adapter plate to desired fuel tank to ensure full surface contact before adhering to tank. All trim and adapter kits are sold in pairs.

1. 61769-47T

Fits all '47-'50 models.

Adapter Kit for P/N 61769-47T

61783-92T

Fits '84-'17 Fat Bob® fuel tanks (except '08-later Touring and Trike models).
2. 61776-61T

Fits '61-'62 FL models.

Adapter Kit for P/N 61776-61T

61740-90T

Fits Fat Bob fuel tanks (except '08-later Touring and Trike models).
3. 61775-59T

Fits '59-'60 FL models.

Adapter Kit for P/N 61775-59T

61742-93T

Fits '84-'17 Fat Bob® fuel tanks (except '08-later Touring and Trike models).
4. 61769-40T

Fits '36-'46 Big Twin models.

Adapter Kit for P/N 61769-40T

61785-92T

Fits '84-'17 Fat Bob® fuel tanks (except '08-later Touring and Trike models).
5. 61774-51T

Fits '51-'54 Big Twin and '52-'54 K models.

Adapter Kit for P/N 61774-51T

61784-92T

Fits '84-'17 Fat Bob® fuel tanks (except '08-later Touring and Trike models).
6. 61814-55T

Chrome.

Fits '55-'56 FL models.

Adapter Kit for P/N 61814-55T

61840-94T

Fits Fat Bob fuel tanks (except '08-later Touring and Trike models).

B. DECORATIVE MEDALLIONS

1. 14101831

Willie G. Skull.
2. 14101832

Bar & Shield.
3. 14101833

#1 Logo.
4. 14101834

Harley-Davidson.
5. 14101835

Gold.

Winged Bar & Shield Medallion
6. 14101836

Chrome.

Winged Bar & Shield Medallion



A. FUEL TANK NAMEPLATE AND ADAPTER KITS



B. DECORATIVE MEDALLIONS



C. DECORATIVE MEDALLIONS



D. SELF-ADHESIVE MEDALLIONS AND SISSY BAR UPRIGHT INSERTS



E. LIVE TO RIDE LOGO MEDALLIONS – CHROME AND GOLD



F. METAL ADHESIVE-BACKED LOGO



G. SPECIAL EDITION MEDALLIONS

COLOR SHOP 631

Medallions & Decals

C. DECORATIVE MEDALLIONS

Display a touch of attitude. Ideal for use on plate-style sissy bar uprights and battery covers, the adhesive backing on these high-quality cast medallions allows easy installation on most flat surfaces. The medallions are available in black accented chrome or antique nickel finishes. The Oval Bar & Shield logo and the Bar & Shield with Wings medallions look great with Chrome Backrest Mount P/N 52527-01 and 52531-01.

1. Skull – Chrome

91718-02

3-5/8" x 3".
2. Skull with Wings – Chrome

91723-02

5" x 1-1/2".
3. Bar & Shield Logo with Wings – Chrome

91745-02

4" x 1-1/2".

D. SELF-ADHESIVE MEDALLIONS AND SISSY BAR UPRIGHT INSERTS

Works great on derby covers, timer covers, medallion plate-style sissy bar uprights and chrome battery covers.

- Bar & Shield Logo

1. 91815-85

Large Medallion.
- Eagle with Bar & Shield Logo

2. 91811-85

Large Medallion.

E. LIVE TO RIDE LOGO MEDALLIONS

These self-adhesive medallions are made of durable ABS plastic, and look great on sissy bars, battery covers, Tour-Pak® luggage carriers, saddlebags, etc.

- 99027-90T

3.5" – Gold.

F. METAL ADHESIVE-BACKED LOGO

All you do is choose the style you like, select a Timer or Derby Cover and affix the medallion to the cover. Works great on medallion, plate-style sissy bar uprights and chrome battery covers.

- 99352-82Z

Bar & Shield Logo. Universal.

G. SPECIAL EDITION MEDALLIONS

1. 62241-08

Peace officer.
2. 62242-08

Firefighter.
3. 62243-08

Special Edition.



BODYGUARD IN A BOTTLE

Oil is the lifeblood of your engine. It not only lubricates the moving parts, but also cools, cleans and flushes away all the byproducts of combustion. It lives in an environment filled with heat, friction and toxins that are determined to break it down and shorten its useful life. And it keeps the heart of your motorcycle beating at idle or at full throttle. Harley-Davidson’s complete line of lubricants are formulated specifically to keep your motorcycle running strong, mile after mile.

ENGINE OIL FAQ

What’s in a bottle of oil?

- The Base Stock makes up 75-80% of a bottle of oil. Generally, if it comes from the ground, it is a Mineral Oil. And if it is made in a lab or a reactor, it is Synthetic Oil.
- The Additive Pack makes up the remaining 20-25%. These are the ingredients that make oil smarter and tailored to it’s application. The additives include:
 - Viscosity Modifiers – lets oil flow like 20 weight oil at start-up and 50 weight oil at operating temperatures
 - Detergents – cleans inside your engine
 - Dispersants – suspends contaminants in the oil so they can be carried to the filter
 - Buffers – neutralizes acids that form in your engine
 - Anti-oxidants – prevents sludge and oil thickening oxidation
 - Corrosion inhibitors – protects internal components from corroding
 - Anti-wear additives – provides protection against internal wear

How often should I change my motorcycle engine oil?

You should change your motorcycle engine oil and engine oil filter at the first 1,000-mile service interval and at every 5,000-mile service interval thereafter. If you ride your motorcycle hard, under dusty conditions or in cold weather, the engine oil and filter should be changed more often. You should always change your engine oil and filter prior to winter storage (or any extended storage) so that your engine oil is clean and free of contaminants during this time period.

What viscosity grade should I use in my Harley® Motorcycle?

The recommended viscosity grade for all temperature conditions is SAE 20W50 Harley-Davidson® Motor Oil. The SAE 50 H-D® Motorcycle Oil is satisfactory in ambient temperatures of 60-80°F, and the SAE 60 H-D® Motorcycle Oil in ambient temperatures above 80°F. SAE 20W50 covers the broadest range of operating temperatures.

What’s the difference between synthetic and petroleum-based lubricants?

Group I, II and III petroleum-based lubricants are derived from oil pumped from the ground. Group IV and V synthetic lubricants are chemically produced in a lab. Petroleum-based lubricants inherit physical components (including contaminants) of the source crude oil in the refining process, while synthetic lubricants are custom-formulated to have desired properties for specific purposes, meaning that engineers have complete control of the lubricant from start to finish – at the molecular level.

What’s better in my bike – Petroleum or Synthetic?

Petroleum lubricants have been around for a long time, and are effective at lubricating in most conditions, but mineral oil can't compete with the purity of synthetic lubricants – especially in extreme conditions. Synthetic oil does a better job reducing wear and resisting breakdown under a wider range of operating temperatures.

What does SYN3® full Synthetic Motorcycle Lubricant do for my drivetrain?

SYN3® Full Synthetic Motorcycle Lubricant offers all the benefits of Genuine Harley-Davidson® Motorcycle Oil, and:

- Offers superior wear protection at higher temperatures
- Keeps engines, transmissions and primary chaincases cleaner
- Meets the anti-wear lubricity requirements of all transmission gears
- Lubricates all primary chaincase components
- Delivers smooth, sure clutch operation
- Provides long-term protection of all internal components
- Improves seal and gasket performance
- Offers superior performance in high-output engines

What makes Harley® SYN3® better than other Synthetics for my Harley motorcycle?

- SYN3® is pure, genuine, full synthetic lubricant.
- SYN3 base stocks are synthesized materials – including Poly Alfa Olefin (PAO) and Esther, which are the most pure, highest quality synthetic base stocks available
- SYN3 synthetic lubricant has the smartest, most robust additive package developed specifically to provide maximum performance and protection in H-D® powertrains

Beware, not all synthetics are created equal.

- Due to a legal loophole, other brands are selling Highly Refined Group III mineral oil as synthetic oil
- Head to head, SYN3 outperforms these oils

SYN3 is a product you can trust, from a brand you can trust. Oil is the lifeblood to your Harley-Davidson; don’t take chances with anything else.

Why should I use H-D™ oil in my Harley?

- No one tests as much as we do – we test on the road, on dynos and in the laboratory
- We accumulate millions of testing miles on our engines and drive trains, using only H-D Oil
- We test in the harshest environments – testing is performed in the extreme heat of the desert
- We test under the most rigorous duty cycles – accelerated durability testing helps explore the limits of our designs, in less time. This is a worst case scenario for oil
- We run thousands of hours on dynos
- We test in the laboratory – sampling and analyzing oil to determine its life and effectiveness during use

H-D’s additive package is the best available, it’s the most robust, it was created exclusively for H-D powertrains and we are the only ones who have it.

Oil & Lube

A. SCREAMIN’ EAGLE® SYN3® FULL SYNTHETIC MOTORCYCLE LUBRICANT

TESTED-CERTIFIED for use in Harley-Davidson® engine, primary chaincase and transmission applications, Screamin’ Eagle® SYN3® Full Synthetic Lubricant makes changing and topping off fluids a simple, one-product process. Developed with a proprietary three synthetic basestock formula, Screamin’ Eagle SYN3 Lubricant is formulated to provide for long-term protection and engine cleanliness requirements, and to provide superior high-temperature protection for high-output engines. SYN3 Lubricant is formulated to maintain the coefficient of friction for proper clutch operation and to provide the proper lubrication to the primary chain drive. In addition, SYN3 Lubricant is designed to provide the correct lubricity for the anti-wear requirements of transmission gears and for improved seal protection. This formula is approved by Harley-Davidson for use in all stages of engine life and is not detrimental to the break-in stage of engines.

Formulated for use in Harley-Davidson® Engines, Transmissions and the following Primary Chaincase applications: ’71-later XL, ’83-’84 XR1000, ’08-’13 XR, and ’84-later FX, FXR, Dyna®, Softail®, Revolution® Max equipped models and Touring and Trike models.

United States	
62600005	SAE 20W50 – 1 Quart.
62600031A	SAE 20W50 – 1 Gallon.
Canada	
62600011	SAE 20W50 – 1 Liter.
62600030B	SAE 20W50 – 4 Liter.
Europe/Latin America	
62600015	SAE 20W50 – 1 Liter.
Asia/Pacific	
62600021	SAE 20W50 – 1 Liter.

B. H-D® GENUINE SYN BLEND MOTORCYCLE OIL

Genuine SYN Blend Motorcycle Oil is a formulation engineered by Harley-Davidson® and factory tested for optimal performance. This oil blends premium base stocks with premium Harley-Davidson® proprietary additives for: Optimized durability. Minimal friction loss. Wide ambient operating temperature. Superior durability for engine components over a wide operating range and temperature. Supports tighter engine tolerances in colder temperatures. Formulated for optimal clutch, engine, and transmission performance. Facilitates long life of emission components, including exhaust catalysts.

Fits ’21-later Revolution Max equipped models	
62600099	Quart, US.
62600102	Liter, Asia Pacific.
62600101	Litre, Europe/South America.
62600100	Litre, Canada.



B. H-D® GENUINE SYN BLEND MOTORCYCLE OIL

636 GARAGE

Oil & Lube

A. HARLEY-DAVIDSON® GENUINE MOTORCYCLE OIL
Harley-Davidson® Genuine Motorcycle Oil is developed and tested for use in Harley-Davidson® motorcycles. Our unique additive package helps prevent engine wear and helps keep your engine cooler, cleaner and free of sludge, varnish and corrosion.

Harley-Davidson air-cooled V-Twin motorcycles operate at higher temperatures than water-cooled engines, thus a specific high temperature additive package is necessary to protect the engine. Be assured, H-D™ Genuine Motorcycle Oil can be trusted in a Harley-Davidson® engine.

Available in SAE 20W50, SAE 50, and SAE 60. Refer to your Harley-Davidson® owner’s manual for the proper SAE grade recommendation based on the climate and temperature range you ride in.

United States	
62600007	SAE 20W50 – 1 Quart.
62600038B	SAE 20W50 – 1 Gallon.
62600008	SAE 50 – 1 Quart.
62600009	SAE 60 – 1 Quart.
Canada	
62600013	SAE 20W50 – 1 Liter.
62600041A	SAE 20W50 – 4 Liter.
62600014	SAE 50 – 1 Liter.
Europe/Latin America	
62600017	SAE 20W50 – 1 Liter.
62600042A	SAE 20W50 – 4 Liter.
62600018	SAE 50 – 1 Liter.
Asia/Pacific	
62600023	SAE 20W50 – 1 Liter.
62600043A	SAE 20W50 – 4 Liters.
62600024	SAE 50 – 1 Liter.
62600060	SAE 60 – 1 Liter.

B. OIL CHANGE KITS
Everything you need for a complete engine oil and filter change. Select Harley-Davidson approved Screamin’ Eagle® SYN3® Synthetic Lubricant or H-D Genuine Motorcycle Oil 20W50 and choose a black or chrome SuperPremium 5-micron oil filter. Package includes Oil, Oil Filter and replacement O-Ring.

SYN3 – SAE 20W50	
Fits '99-later Twin Cam and Sportster® Evolution® models (except '08-'13 XR) and can be used as an upgrade for any models that requires Oil Filter P/N 62600021, 63796-77A, 63805-80A, 63812-90 or 63813-90.	
62600082	4 Quarts + Chrome Oil Filter.
62600083	4 Quarts + Black Oil Filter.
Fits '17-later Milwaukee-Eight® engine equipped models.	
62600085A	5 Quarts + Chrome Oil Filter.
62600084A	5 Quarts + Black Oil Filter.
Fits '21-later Revolution® Max models.	
62600112	4 Quarts + Black Oil Filter.

HARLEY-DAVIDSON® GENUINE SYN BLEND MOTORCYCLE OIL – 4 QUART OIL CHANGE KIT
Genuine SYN Blend Motorcycle Oil is a formulation engineered by Harley-Davidson and factory tested for optimal performance. This oil blends premium base stocks with premium Harley-Davidson® proprietary additives.

Fits '21-later Revolution® Max equipped models.	
62600111	4 Quarts + Black Oil Filter.

H-D GENUINE MOTORCYCLE OIL SAE 20W50	
Fits '99-later Twin Cam and Sportster Evolution models (except '08-'13 XR) and can be used as an upgrade for any models that requires Oil Filter P/N 63796-77A, 63805-80A, 63812-90 or 63813-90.	
62600087	4 Quarts + Chrome Oil Filter.
62600088	4 Quarts + Black Oil Filter.
Fits '17-later Milwaukee-Eight engine equipped models.	
62600089A	5 Quarts + Chrome Oil Filter.
62600090A	5 Quarts + Black Oil Filter.



A. HARLEY-DAVIDSON GENUINE MOTORCYCLE OIL



B. OIL CHANGE KITS – SYN3 – SAE 20W50 CHROME



B. OIL CHANGE KITS – SYN3 – SAE 20W50 BLACK



B. OIL CHANGE KITS – H-D GENUINE - SAE 20W50 – CHROME



B. OIL CHANGE KITS - H-D GENUINE - SAE 20W50 - BLACK



C. HEAVY SYNTHETIC GEAR OIL



D. FORMULA+ TRANSMISSION AND PRIMARY CHAINCASE LUBRICANT

GARAGE 637

Oil & Lube

C. HEAVY GEAR OIL
TESTED-CERTIFIED for use in Harley-Davidson® transmission and primary chaincase applications. Exclusively engineered for Harley-Davidson® motorcycles, this Heavy Gear Oil is intended for use in extreme temperature environments (desert heat or cold weather), frequent two-up riding and heavy load riding applications. This dual viscosity (SAE 80W-140), heavy weight gear and primary oil was developed with synthetic base stock and a small amount of mineral oil to aide in solubility of the proprietary additives. It flows better at cold start-up like an 80 weight oil and behaves like a 140 weight oil at high temperatures to provide maximum protection. Formulated to maintain the proper coefficient of friction for clutch operation and to provide superior lubrication for the primary chain drive. This Gear Oil was formulated to provide specialized lubricity for the anti-wear requirements of transmission gears across a wider temperature range than mineral based oil. This Heavy Gear Oil is approved by Harley-Davidson for use in all stages of transmission and primary chaincase life. This is not for use in the crankcase as a motor oil.

Formulated for use in all H-D® Transmissions and the following primary chaincase applications: '71-later XL, '83-'84 XR1000, '08-'13 XR, and '84-later Big Twin models with wet-type diaphragm spring clutch. Not for use in '02-'17 VRSC™ or '15-later XG models.	
62600091	1 Quart – U.S.
62600092	1 Liter – Canada.
62600093	1 Liter – Europe and Latin America.
62600094	1 Liter – Asia/Pacific.

D. FORMULA+ TRANSMISSION AND PRIMARY CHAINCASE LUBRICANT
Developed with a proprietary mineral basestock formula and TESTED-CERTIFIED by Harley-Davidson Motor Company, Formula+ is blended to provide lubricity for the anti-wear requirements of transmission gears. Formulated to maintain the coefficient of friction for proper clutch operation and provide adequate lubrication to the primary chain, this lubricant is approved for use in all stages of transmission and primary chaincase life. Not for use in the crankcase as a motor oil.

TESTED-CERTIFIED Extended Service intervals:	
Primary Chaincase '84-later Big Twin models with wet-type diaphragm spring clutch. Every 10,000 miles, or prior to winter or extended storage periods.	
Transmission All Big Twin models. Every 20,000 miles, or prior to winter or extended storage periods.	
Primary/Transmission '71-later XL and '83-'84 XR1000 models. Every 10,000 miles, or prior to winter or extended storage periods.	
Formulated for use in Harley-Davidson Transmissions and the following Primary Chaincase applications: '71-later XL, '83-'84 XR1000, '08-'13 XR, and '84-later FX, FXR, Dyna®, Softail®, Touring and Trike models with wet type diaphragm spring clutch. Not for use in '02-later VRSC™ or '15-later XG models.	
62600004	1 Quart – U.S.
62600010	1 Liter – Canada.
62600019	1 Liter – Europe and Latin America.
62600033	1 Liter – Asia/Pacific.

638 GARAGE

Tune Up Kits

HARLEY-DAVIDSON® TUNE UP KITS

Do it yourself and do it right with a Harley-Davidson® Tune Up Kit for Sportster®, Twin Cam or Milwaukee-Eight® engines. Each box is packed with Genuine Motor Parts, including spark plugs, oil filter, oil and primary lube and required gaskets. Easy to buy. Easy to store on the garage shelf. A tune up was never so easy.

A. MILWAUKEE-EIGHT® SYN3® TUNE UP KIT

Do it right with Genuine Motor Parts. Each Tune Up Kit packs everything you need for a DIY service interval in a single box that’s easy to buy and easy to store.

- Kit contains:
- 5 quarts Genuine SYN3® oil
 - SuperPremium 5-micron oil filter
 - 2 quarts Harley-Davidson® Heavy Synthetic Gear Oil
 - Service gasket kit
 - 4 spark plugs

Fits '17-later Milwaukee-Eight engine-equipped models.

62600123	BlackFilter.
62600128	Chrome Filter.

B. MILWAUKEE-EIGHT® 20W50/FORMULA+ TUNE UP KIT

Do it right with Genuine Motor Parts. Each Tune Up Kit packs everything you need for a DIY service interval in a single box that’s easy to buy and easy to store.

- Kit contains:
- 5 quarts H-D™ Genuine Motorcycle oil 20W50
 - SuperPremium 5-micron oil filter
 - 2 quarts Formula+ Transmission and Primary Chaincase Lubricant
 - Service gasket kit
 - 4 spark plugs

Fits '17-later Milwaukee-Eight engine-equipped models.

62600131	BlackFilter.
62600132	Chrome Filter.

C. TWIN CAM 20W50/FORMULA+ TUNE UP KIT

Do it right with Genuine Motor Parts. Each Tune Up Kit packs everything you need for a DIY service interval in a single box that’s easy to buy and easy to store.

- Kit contains:
- 5 quarts H-D Genuine Motorcycle oil 20W50
 - SuperPremium 5-micron oil filter
 - 2 quarts Formula+ Transmission and Primary Chaincase Lubricant
 - Service gasket kit
 - 2 spark plugs

Fits '99-'18 Twin Cam models.

62600141	BlackFilter.
62600140	Chrome Filter.

NOTE: Oil and Lube Bottles in kit may appear different than as shown.



A. MILWAUKEE-EIGHT – SYN3™ TUNE UP KIT
BLACK



A. MILWAUKEE-EIGHT – SYN3™ TUNE UP KIT
CHROME



D. TWIN CAM SYN3 TUNE UP KIT – BLACK



D. TWIN CAM SYN3 TUNE UP KIT – CHROME

D. TWIN CAM SYN3® TUNE UP KIT

Do it right with Genuine Motor Parts. Each Tune Up Kit packs everything you need for a DIY service interval in a single box that’s easy to buy and easy to store.

- Kit contains:
- 5 quarts Genuine SYN3® oil
 - SuperPremium 5-micron oil filter
 - 2 quarts Harley-Davidson® Heavy Synthetic Gear Oil
 - Service gasket kit
 - 2 spark plugs

Fits '99-'18 Twin Cam models.

62600139	BlackFilter.
62600138	Chrome Filter.

E. XL SYN3 TUNE UP KIT

Do it right with Genuine Motor Parts. Each Tune Up Kit packs everything you need for a DIY service interval in a single box that’s easy to buy and easy to store.

- Kit contains:
- 3 quarts Genuine SYN3® oil
 - SuperPremium 5-micron oil filter
 - 1 quart Harley-Davidson® Heavy Synthetic Gear Oil
 - Required gasket and O ring
 - 2 spark plugs

Fits '04-'22 Sportster® models.

62600136	BlackFilter.
62600137	Chrome Filter.

F. XL 20W50/FORMULA+ TUNE UP KIT

Do it right with Genuine Motor Parts. Each Tune Up Kit packs everything you need for a DIY service interval in a single box that’s easy to buy and easy to store.

- Kit contains:
- 3 quarts Harley-Davidson Genuine Motocycle oil
 - SuperPremium 5-micron oil filter
 - 1 quart Formula+ Transmission and Primary Chaincase Lubricant
 - Required gasket and O ring
 - 2 spark plugs

Fits '04-'22 Sportster models.

62600135	BlackFilter.
62600134	Chrome Filter.

NOTE: Oil and Lube Bottles in kit may appear different than as shown.



B. MILWAUKEE-EIGHT – 20W50/FORMULA+
TUNE UP KIT – BLACK



B. MILWAUKEE-EIGHT – 20W50/FORMULA+
TUNE UP KIT – CHROME



E. XL SYN3 TUNE UP KIT – BLACK



E. XL SYN3 TUNE UP KIT – CHROME



C. TWIN CAM™ 20W50/FORMULA+
TUNE UP KIT – BLACK



C. TWIN CAM™ 20W50/FORMULA+
TUNE UP KIT – CHROME



F. XL 20W50/FORMULA+ TUNE UP KIT – BLACK



F. XL 20W50/FORMULA+ TUNE UP KIT –
CHROME

640 GARAGE

Oil Filters

A. SUPERPREMIUM5™ OIL FILTERS – 5 MICRON
Utilizing advances in synthetic media technology, the SuperPremium5™ Oil Filters are Tested-Certified to provide filtration to retain dust, soot and other solid matter with low internal pressure drop. Filter also includes internal pressure relief and anti-drain back valves.

Fits '17-later Milwaukee-Eight® equipped models only.	
62700297	Chrome.
62700296	Black.
Fits '99-'17 Twin Cam and '99-later Evolution® equipped models (except '08-'13 XR) and can be used as an upgrade for any motorcycle that requires Oil Filter P/N 63796-77A, 63805-80A, 63812-90 or 63813-90.	
63798-99A	Chrome.
63731-99A	Black.
SuperPremium10 Oil Filter – 10 Micron (not shown) Fits '02-'17 VRSC™ models.	
63793-01K	Black.

B. GENUINE HARLEY-DAVIDSON® OIL FILTERS
Filter features cured resin impregnated paper, which removes harmful foreign particles from the oil. End caps and thermal setting adhesive provide positive seals, preventing bypassing of contaminant-laden oil.

Fits all XB and Buell™ models.	
63806-00Y	Black.
Fits '15-later XG models.	
62700045	
Fits '91-98 Dyna® models.	
63813-90	Chrome, Extra Long.
Fits late '82-'84 FLH-80 Classics, '82-'86 FXWG, FXSB, FXEF and '79-early '84 XL models.	
63810-80A	Black, Short.
Fits '84-later XL, '08-'13 XR, '82-'94 FXR, '84-'98 Softail® and '80-'98 FLHR, FLHT and FLT models.	
63796-77A	Chrome, Long.
63805-80A	Black, Long.
CLASSIC MOTOR PARTS OIL FILTERS (not shown) Quality filters at a great price. Replaces P/N 63840-53 or 63835-87T with a cartridge type filter and spring.	
62700055	In Tank Oil Filter.

C. LOW PROFILE OIL DRAIN PAN
Reduce the mess and cleanup required when changing the fluids on your motorcycle. This reusable Drain Pan is designed specifically for use with Harley-Davidson® motorcycles. The low-profile design fits easily under standard height and lowered motorcycles, and slips beneath the bike even when on the side stand. The 10-quart capacity pan will capture 2 engine oil changes, or the complete drain fluids (engine oil, primary and transmission) from any H-D® Powertrain, including Milwaukee-Eight and Twin Cam motorcycle. The Drain Pan is large enough to catch the oil from the entire length of the primary, and is sized to hold and drain an inverted primary cover. The Drain Pan features a raised hardware corral, a filter drain surface and a pressure vent hole to prevent messy oil burping. The drained waste oil is sealed safely inside the pan with high-quality gasketed caps and plugs. Convenient carrying handle simplifies transport to an approved waste oil facility.

63795-10	10-Quart Capacity.
-----------------	--------------------



A. SUPERPREMIUM5 OIL FILTERS



B. GENUINE HARLEY-DAVIDSON OIL FILTERS



C. LOW PROFILE OIL DRAIN PAN



D. OIL FILTER WRENCH – END CAP STYLE



F. OIL CATCHER DRAIN OIL FUNNEL



E. OIL FILTER REMOVAL WRENCH



G. PRIMARY OIL FILL FUNNEL



H. ROAD FUNNEL



I. TRANSMISSION/CRANKCASE FILL FUNNEL

GARAGE 641

Oil Change Accessories

D. OIL FILTER WRENCH – END CAP STYLE
Simplify oil filter removal and installation with this convenient End Cap Style Filter Wrench. The wrench grips the filter without crushing the canister, and allows the spin-on filter to be turned with a 3/8 drive socket wrench.

14900138
Fits '21-later Revolution® Max equipped models.
94863-10
For use with H-D® spin-on oil filters (except '15-later XG, '21-later RA1250 and RA1250S models).
14900091
For use with H-D spin-on oil filters for '15-later XG models.

E. OIL FILTER REMOVAL WRENCH
This slip-resistant wrench, featuring a stainless steel band, is designed to make the removal of your oil filter much easier.

94686-00
For use with H-D® spin-on oil filters (except '15-later XG, '21-later RA1250 and RA1250S models).

F. OIL CATCHER DRAIN FUNNEL
Reduce oil drips when removing the oil filter. The Oil Catcher Funnel slips below the filter, and provides access to spin the filter off its mount. Oil is captured in the funnel, and is siphoned into a bottle or catch basin through the drain tube. Smooth orange plastic surface is easy to clean after use.

63794-10
Fits '04-later XL, '08-'13 XR, '99-'17 Dyna®, '99-'16 Touring and '09-'16 Trike models.
62700199
Fits '17-later Milwaukee-Eight® engine equipped models.

G. PRIMARY OIL FILL FUNNEL
This reusable funnel makes it easy to add oil to your primary cavity. The funnel simply snaps into the derby cover opening to permit hands-free filling on the specified models. The convenient tab allows you to place the funnel in position with one hand, and the flat cone shape makes it easy to fill a tight area with no mess or spills. Smooth orange plastic surface is easy to clean after use.

62700239
Fits '18-later FLsB and '19-later Softail® models.
63797-10
Fits '06-'17 Dyna®, '07-'18 Softail (except '18 FLsB), and '07-later Touring and Trike models.
62700015
Fits '84-'00 Evolution® 1340-equipped models, '99-'05 Dyna, '00-'06 Softail and '99-'06 Touring Twin Cam-equipped models.

H. ROAD FUNNEL
This disposable folding funnel can be taken on the road and used for those times you need to replenish your bike's fluids. The funnel fits easily into your luggage, does not take up valuable storage space and can be thrown away after use. Convenient tear-off 3-pack means you will always be prepared.

97410-10

I. TRANSMISSION/CRANKCASE FILL FUNNEL
Fill your transmission and crankcase without the mess. This funnel is shaped to fit into tight spaces, and is designed to reach even the toughest access points. The anti-burp design ensures smooth oil flow, and the smooth orange plastic surface is easy to clean after use.

63799-10A

642 GARAGE

Oil & Lube

A. H-D® FORK OIL

Refer to Owner's Manual for required type.	
62600025	Type B. 16 fl oz (473 ml) Bottle.
62600098	Type D. 16 fl oz (473 ml) Bottle.
62600026	Type E. 16 fl oz (473 ml) Bottle.

B. SCREAMIN' EAGLE® PERFORMANCE FORK OIL

A heavier blended oil that provides extra damping in performance applications.

62600027	16 fl oz (473 ml) Bottle.
----------	---------------------------

Also available:

H-D FORK SEAL GREASE (not shown)	
Required for service of fork seals.	
11300005	1 oz (28 g) Tube.

C. H-D GENUINE EXTENDED LIFE ANTIFREEZE AND COOLANT

Antifreeze is pre-diluted with deionized water to eliminate cooling system contamination. Formulated to use at full strength (do not add water), this coolant provides exceptional heat transfer properties. Protects the entire cooling system against corrosion. Formula is silicate-free, phosphate-free, nitrate-free and borate-free.

For use in VRSC™, XG, Twin-Cooled™, RA1250, RA1250S, RH975, RH975S and RH1250S models.

26800191	1 Quart US.
26800188	1 Liter International.

D. H-D DOT 5 BRAKE FLUID

For use in all models (except '06-later VRSC™, '07-later XL, '08-later XR, '06-later Dyna® and Softail® and '05-later Touring and Trike models). Refer to Owner's Manual for required type.

41800220	12 fl oz (355 ml) Bottle.
----------	---------------------------

E. PLATINUM LABEL DOT 4 BRAKE FLUID

For use in '20-later Evolution® '06-'17 VRSC, '21-later Revolution® Max,'15-later XG, '07-later XL, '08-later XR, '06-'17 Dyna and '06-later Softail, and '05-later Touring and Trike models.	
41800770	Platinum Label Dot 4 (English, Spanish)
41800771	Platinum Label Dot 4 CAN (English, French Canadian)
41800772	Platinum Label Dot 4 APC (English, Japanese, Simplified Chinese, Thai, Bahasa, Burmese, French, Malay, Vietnamese, Korean, Traditional Chinese)
41800773	Platinum Label Dot 4 Central EU (English, German, Czech, Slovak, Hungarian, Romanian, Polish, Slovenian, Croatian).
41800822	Platinum Label Dot 4 North EU (English, Dutch, Swedish, Norwegian, Finnish, Danish, Estonian, Lithuanian)
41800823	Platinum Label Dot 4 EMEA, LA (English, Italian, French, Arabic, Spanish, Portuguese, Greek, Turkish, Hebrew, Bulgarian)



A. H-D FORK OIL



B. SCREAMIN' EAGLE PERFORMANCE FORK OIL



C. H-D GENUINE EXTENDED LIFE ANTIFREEZE AND COOLANT



D. H-D DOT 5 BRAKE FLUID



E. PLATINUM LABEL DOT 4 BRAKE FLUID



F. H-D ETHANOL GUARD FUEL STABILIZER



H. HARLEY LUBE



G. SCREAMIN' EAGLE ASSEMBLY LUBE



I. H-D SPECIAL PURPOSE GREASE



J. H-D WHEEL BEARING GREASE



K. H-D HIGH-PERFORMANCE SEALANT – GRAY

GARAGE 643

Oil & Lube

F. H-D® ETHANOL GUARD FUEL STABILIZER

Blended with corrosion inhibitors, this Fuel Stabilizer is formulated to protect fuel tanks, fuel lines, carburetors and injectors from long-term exposure to the adverse affects of ethanol-blended fuel. It fights deposits that can accumulate as a result of ethanol-produced solvents, and acts as a demulsifier to eliminate condensation in your fuel system. 4 ounces treats 10 gallons of fuel.

91600001	4 fl oz (118 ml) Bottle.
----------	--------------------------

G. SCREAMIN' EAGLE® ASSEMBLY LUBE

Screamin' Eagle® Assembly Lube provides superior protection during installation or servicing of internal engine components. Formulated with a high tackifier, this lubricant clings to parts and provides excellent start-up and break-in protection. It provides excellent corrosion resistance, and it won't drip off like common oil when you set coated parts aside to work on the rest of the engine. Recommended applications: cams, gears, crankpins, piston wrist pins, oil pumps, valve guides, rocker arm and push rod tips and roller tappet wheels.

11300002	4 fl oz (118 ml) Tube.
----------	------------------------

H. HARLEY LUBE

Harley Lube is a Harley-Davidson approved general lubricant.

94968-09	.25 fl oz (7.5 ml) Tube.
----------	--------------------------

I. H-D SPECIAL PURPOSE GREASE

Factory approved steering head bearing lubricant for '02-later VRSC, '15-later XG, '05-later XL and XR and '97-later Dyna®, Softail® (except Springer™), Touring and Trike models. Do not use on wheel bearings.

99857-97A	14 oz (409 g) Grease Gun Cartridge.
-----------	-------------------------------------

J. H-D WHEEL BEARING GREASE

Recommended for wheel bearings and rear swingarm bearings.

99856-92	14 oz (409 g) Grease Gun Cartridge.
----------	-------------------------------------

K. H-D HIGH-PERFORMANCE SEALANT – GRAY

High-performance, room temperature vulcanized (RTV) silicone type liquid gasket is a low-odor, non-corrosive and non-conductive sensor-safe formula. Sealant allows high elongation when cured to absorb thermal and dynamic movement of the mating surfaces and is resistant to most chemicals and solvents. Temperature Range -76°F to 482°F (-60°C to 250°C).

99650-02	1.9 oz (54 g) Tube.
----------	---------------------

Approved for use as crankcase sealant on all Harley-Davidson powertrains.

SURFACE CARE PRODUCT MAP

CLEAN

GENERAL	 93600149 GLOBAL Travel Care Kit	 94844-10 GLOBAL Cleaning Brush Kit	 93600110 GLOBAL Bug Eater Sponge	 93600133 Harley® Bike Wash Bucket GLOBAL
	 94651-09A N.AMERICA HOG® Blaster Motorcycle Dryer	 93600141 INT US Sunwash® Bike Soap	 93600171 INT 93600162 US Quick Wash 22 oz.	 93600130 Wash Mitt GLOBAL
		 93600132 GLOBAL H-D Microfiber Soft Drying Towel	 93600140 INT 93600122 US Bug Remover	
GLASS	 93600169 INT 93600166 US Harley-Davidson® Graphene Spray Coating, 8oz			 93600084 INT 93600029 US Spray Cleaner & Polish
PAINT	 93600127 INT 93600124 US Denim Paint Cleaner			 93600084 INT 93600029 US Spray Cleaner & Polish
LEATHER, VINYL & TRIM	 93600170 INT 93600167 US Seat, Saddlebag & Trim Cleaner, 8oz. Bottle			
METAL: CHROME, ALUMINUM & ENGINE	 93600082 INT 93600031 US Chrome Clean & Shine		 93600084 INT 93600029 US Spray Cleaner & Polish	
WHEEL & TIRE	 93600126 INT 93600121 US Wheel & Tire Cleaner		 43078-99 GLOBAL Wheel & Spoke Brush	

P/N KEY: US = ORDER THIS P/N IN THE UNITED STATES INT = ORDER THIS P/N OUTSIDE OF THE UNITED STATES GLOBAL = ORDER THIS P/N ANYWHERE IN THE WORLD

DETAIL PROTECT

 93600158 INT 93600157 US Everyday Detailer	 93600136 GLOBAL Microfiber Detailing Cloth 3 pack	 93600169 INT 93600166 US Harley-Davidson® Graphene Spray Coating, 8oz
 93600125 INT 93600123 US Gloss Detailer	 93600168 GLOBAL Microfiber Applicator 4 pack	 93600084 INT 93600029 US Spray Cleaner & Polish
 93600125 INT 93600123 US Gloss Detailer		
 93600156 INT 93600155 US Scratch & Swirl Repair 8 oz.	 93600125 INT 93600123 US Gloss Detailer	 93600169 INT 93600166 US Harley-Davidson Graphene Spray Coating, 8oz
 93600081 INT 93600033 US Black Leather Rejuvenator	 93600115 GLOBAL Black Inner Fairing & Trim Rejuvenator	 93600080 INT 93600034 US Leather Protectant
 93600068 INT 93600002 US Engine Brightener	 93600083 INT 93600028 US Bare Metal Polish (Not for use on chrome)	 93600169 INT 93600166 US Harley-Davidson Graphene Spray Coating, 8oz (Not for engine)
 93600083 INT 93600028 US Bare Metal Polish (For use on bare aluminum surfaces only)		

646 GARAGE

Surface Care

A. EVRYDAY DETAILER

This easy-to-apply detailer for use at home or on the road. Cleans, shines, brightens and protects in a short amount of time.

- 22-fl oz trigger spray bottle
- Formulated for light cleaning between waxes
- Provides UV protection to prevent fading
- Apply to clean and dry surfaces
- Spray on and buff off using a clean, dry microfiber towel
- Non-abrasive detailer can be applied to paint, clear coat, chrome, glass, wheels, windshields, vinyl and plastic
- Contains no waxes, oils or hydrocarbon solvents
- Biodegradable

22 fl oz Bottle.	
93600157	U.S.
93600158	International.

B. H-D™ QUICK WASH CLEANER

Fast and easy to use, Quick Wash is tough on dirt, oil and bugs, but gentle on other surfaces. Just spray it on and hose it off. Quick Wash gets into hard-to-reach spaces and cleans without scrubbing. Safe for use on all motorcycle surfaces. Does not strip wax, corrode fasteners or spokes or stain leather and vinyl seats and saddlebags. Sheeting action rinses clean and prevents spotting. Simply spray on, wait one minute and hose it off. Available in easy-to-handle trigger pump bottles and convenient refill containers.

22 fl oz Bottle.	
93600162	U.S.
93600171	International.
93600163	One Gallon

C. SUNWASH® BIKE SOAP

This revolutionary cleaner lets riders wash their bikes where they want to – in the sun. Most bike wash products can be used only on cool days or in the shade. Has a unique formulated sheeting action that minimizes hard water spots and rinses clean even on hot days in the sun Safe for use on all vehicle surfaces including denim paint. Biodegradable.

8 fl oz (236 ml) Bottle.	
93600129	U.S.
93600141	International.

D. SPRAY CLEANER & POLISH

Keep your bike clean, even when you are away from home. Aerosol waterless quick cleaner/detailer is the perfect choice when the motorcycle is too clean to wash but too dirty to ride. Safe for use on metal, painted, plastic and windshield surfaces, this cleaning spray dissolves road grime and bugs for quick and easy cleaning and detailing. The spray floats dirt off the motorcycle, reduces static attraction to dust and leaves the surface with a great shine and UV protection.

11 oz (311 g) Aerosol Can.	
93600029	U.S.
93600084	International.

E. BUG REMOVER

Remove bugs with little effort. Bugs have natural acids in their systems that can prove to be very damaging to motorcycle finishes if not removed. Melts away bugs and is safe for use on metal, painted and plastic surfaces, including Harley-Davidson® windshields Biodegradable.

16 fl oz (473 ml) Spray Bottle.	
93600122	U.S.
93600140	International.

F. WHEEL & TIRE CLEANER

The road provides plenty of nasty elements that can be potentially damaging to the finish of motorcycle wheels. Wheel & Tire Cleaner safely removes brake dust and road grime from wheels, tires and whitewalls in seconds. Also recommended for cleaning Harley-Davidson® black-coated exhaust pipes and mufflers. Biodegradable.

22 fl oz Spray Bottle.	
93600121	U.S.
93600126	International.

A. EVERYDAY DETAILER

B. QUICK WASH



C. SUNWASH BIKE SOAP



D. SPRAY CLEANER & POLISH



G. DENIM PAINT CLEANER



H. SEAT, SADDLEBAG & TRIM CLEANER



I. CHROME CLEAN & SHINE



J. GLOSS DETAILER

G. DENIM PAINT CLEANER

Specially formulated for denim paint, this handy quick detailer cleans and protects the silky matte finish. Cleaner won't streak or leave residue. Just spray and gently wipe away oils, fingerprints and dust. Compatible with all surfaces on Harley-Davidson® motorcycles, this formula cleans without buffing, so you can avoid polishing the denim surface. Heavily soiled surfaces should be washed with Sunwash® Bike Soap and water before application.

16 fl oz (473 ml) Spray Bottle.	
93600124	U.S.
93600127	International.

H. SEAT, SADDLEBAG, AND TRIM CLEANER

The ideal quick detailer for vinyl, leather and plastic surfaces, this one-step treatment cleans and refreshes without leaving a greasy residue. Use a microfiber applicator to apply gel directly onto the surface. Buff away the accumulated dust and grime that dulls the finish with a microfiber cloth. Ideal for use on inner fairings, dash panels, seats and saddlebags. Dries to a satin shine and contains no waxes or other solvents that can dull the surface of vinyl and plastic.

8 fl oz (236 ml) Bottle.	
93600167	U.S.
93600170	International.

I. CHROME CLEAN & SHINE

Professional strength nonabrasive cleaner is formulated to ensure maximum shine on chrome-plated surfaces. The detergent-resistant formula is easy to apply and can be buffed to a bright, long-lasting finish. Can also be used to clean decorative brushed aluminum, brass and stainless steel surfaces.

4 oz (113 g) Container.	
93600031	U.S.
93600082	International.

J. GLOSS DETAILER

This easy-to-apply mist produces the highest possible gloss finish in the shortest amount of time. Formulated to enhance luster and provide UV protection between waxes, this nonabrasive quick detailer can be applied to paint, clear coat, chrome, powder coat, windshields, vinyl and plastic. Gloss Detailer contains no waxes, silicones, oils or hydrocarbon solvents and will not remove Glaze™ Poly Sealant. Biodegradable.

16 fl oz (473 ml) Spray Bottle.	
93600123	U.S.
93600125	International.

K. SCRATCH & SWIRL REPAIR

Formulated to remove fine scratches and swirl marks from gloss paint, this unique compound contains nonrigid abrasives that provide good initial leveling action on clear coat and become less aggressive while being buffed. This staging of grit size provides the benefits of a several-step process in one convenient bottle and leaves your clear coat with a new bike shine. Biodegradable.

8 fl oz (236 ml) Bottle.	
93600155	U.S.
93600156	International.

L. ENGINE BRIGHTENER

Make your engine look new again. Engine Brightener refreshes and rejuvenates tired wrinkle black finishes on engine cases, cylinder fins, covers or anywhere else the color has faded or lost its luster. Formulated with high-temperature silicon polymer, this detergent-resistant finish restorer cleans deep into the wrinkle black surface and moisturizes the finish to return the original satin sheen. Just spray it on, let it soak in and wipe away for a fresh look.

11 oz (311 g) Aerosol Can.	
93600002	U.S.
93600068	International.

E. BUG REMOVER

F. WHEEL & TIRE CLEANER



K. SCRATCH & SWIRL REPAIR



L. ENGINE BRIGHTENER

648 GARAGE

Surface Care

A. H-D™ GRAPHENE SPRAY COATING

Give your motorcycle finish a new level of protection with H-D™ Graphene Spray Coating. Contains a graphene oxide component that provides a high level of long-lasting protection, reduces hard-water spotting, and keeps water from clinging to the surface. Enhances the gloss and clarity of painted and plated finishes and is easy to apply. Great for use on paint, chrome, and wheels. Not for use on brakes, tires, denim, semi-gloss or wrinkle finish surfaces. On paint creates a hard layer of scratch protection. Repels brake dust from wheels. Preserves and protects plastic surfaces. Lowers surface temperature to reduce hard water spotting embedded in clear coat. Prevents water from clinging on treated surfaces. May be applied in direct sunlight. May be applied over existing wax or polish coating.

8 fl oz (236 ml) Bottle.	
93600166	U.S.
93600169	International.

B. BLACK INNER FAIRING REJUVENATOR

Great for sun-rich environments, this Inner Fairing Rejuvenator brings back the deep black color on faded Original Equipment satin-black inner fairing surfaces. Just wipe on and buff off. An occasional application restores the luxurious matte finish and provides added UV protection. Can also be used on rubber and other black plastic components.

93600115	8 fl oz (236 ml) Bottle.
----------	--------------------------

C. BLACK LEATHER REJUVENATOR

Black Leather Rejuvenator puts new life back into faded black leather seats and saddlebags. To re-color and condition weathered leather, just clean the surface and apply the treatment with a Disposable Detailing Soft Cloth. Wipe off the excess, buff the leather surfaces to the desired shine, and your leather looks like new. For lasting weather protection, follow the application with H-D® Leather Protectant.

4 oz (113 g) Container.	
93600033	U.S.
93600081	International.

D. LEATHER PROTECTANT

Leather Protectant offers the most effective weatherproofing and preservative action for leather saddlebags, tank panels, gear and apparel. Specially formulated for smooth, oil-tanned leather.

6 oz (170 g) Container.	
93600034	U.S.
93600080	International.

E. BARE METAL POLISH

Professional strength micro-abrasive polish is formulated to remove oxidation and refurbish metal motorcycle parts that have lost their original finish. Recommended for use on polished aluminum or polished stainless steel surfaces that are not clear coated. Can also be used to polish Brass Collection components to a bright finish. Not for use on painted, chromed or plated surfaces or decorative brushed aluminum or stainless steel finishes.

4 oz (113 g) Container.	
93600028	U.S.
93600083	International.

F. TIRE LETTERING PEN

Enhance your tire sidewall lettering by applying White paint. Acrylic ester resin paint provides excellent water resistance with improved color and gloss retention. Pump action paint dispensing pen allows either outlining or filling the lettering. Tip can be shaped or trimmed to allow for customized paint flow.

98625	1/3 fl oz – White.
-------	--------------------



A. H-D GRAPHENE SPRAY COATING



B. BLACK INNER FAIRING REJUVENATOR



C. BLACK LEATHER REJUVENATOR



D. LEATHER PROTECTANT



E. BARE METAL POLISH



F. TIRE LETTERING PEN



G. BIKE WASH BUCKET



H. FIREMAN-STYLE HOSE NOZZLE



I. MICROFIBER WASH MITT – ORANGE



J. WHEEL AND SPOKE BRUSH

GARAGE 649

Surface Care

G. BIKE WASH BUCKET

The perfect way to keep your bike clean, this bike wash bucket holds the key to lustrous shine. 5.0-gallon cleaning bucket features a removable Grit Guard® insert that keeps sponges and wash mitts away from the dirt particles that settle to the bottom. Use it to store cleaning products between washes. Sturdy handle and screw-on, water-tight lid make transportation and storage a breeze.

93600133	
----------	--

H. FIREMAN-STYLE HOSE NOZZLE

Wash your bike in style. The unique Fireman-Style hose nozzle features a large overhand lever for convenient operation. Just adjust the lever and the nozzle maintains the pressure flow – hands free. The spray head adjusts from a steady stream to a wide fan pattern and the soft rubber nose cone protects your bike’s surfaces from accidental contact. The durable metal body won’t rust or corrode and the soft-touch ergonomic grip is insulated for cold-water comfort. Standard-size garden hose fitting includes gasket.

93600016	
----------	--

I. MICROFIBER WASH MITT – ORANGE

Premium quality microfiber mitt lifts away dirt particles from motorcycle surfaces to help prevent scratches to the finish during washing. Microfiber draws dirt from surfaces as you wash the bike. Machine washable. Custom designed to be used with either hand.

93600130	
----------	--

J. WHEEL AND SPOKE BRUSH

The perfect partner for Wheel & Tire Cleaner, this brush features soft, durable fibers attached to a base coated with polypropylene to prevent scratching. With a Bar & Shield logo branded into the handle, the brush has a cone shape for efficient cleaning and durable design that won’t melt on hot surfaces.

43078-99	
----------	--

650 GARAGE

Surface Care

A. CLEANING BRUSH KIT

Make every corner of your bike shine. This set of 3 wood-handled cleaning brushes helps you reach into the tightest places. The chamois brush gently scrubs in between engine fins or can be used after rinse to soak up hard-to-reach water. The reverse spiral brush is perfect for cleaning tire sidewalls or those hard-to-reach spaces elsewhere on your bike, and the soft mop brush will leave your chrome streak free. All brushes have vinyl-coated wires to prevent scratching.

94844-10

B. BUG EATER SPONGE

Tough on bugs but gentle on other surfaces. This easy-to-grip pad features a strong, flexible core laminated with double-sided cleaning surfaces. When paired with water and Bug Remover or Wheel & Tire Cleaner sprays, the textured orange surface helps break down and dissolve baked-on bugs and road grime without scratching the surface below.

93600110

C. MICROFIBER APPLICATOR

Get pro detailing results faster. The flat surface of this microfiber applicator block covers more area for faster application. For use on the application of most wax, coating, sealant, and dressing products. Short pile terry microfiber fabric absorbs minimal product while applying the product evenly and smoothly. Medium-firm sponge core gently conforms to contoured motorcycle surfaces. The inside sewn edges ensure that only microfiber fabric comes in contract with paint. Pad fits right in the palm of your hand - is easy to hold and maneuver. Measures 5 x 3 x 0.75. Sold as pack of 4 applicators

93600168 4-pack.

D. MICROFIBER DETAILING CLOTH

This premium microfiber synthetic cloth is the multi-purpose choice for washing, cleaning or buffing. Highly absorbent fibers make it the best microfiber material for use on your motorcycle. Designed to help prevent scratching and allow detailing into tight corners, spaces and gaps. Edges designed not to fray after many uses. Now available in a convenient three-pack

93600136

E. MICROFIBER SOFT DRYING TOWEL

Ditch that old dishrag. This microfiber drying towel can absorb much more water than a cotton towel, enough to make short work of drying even Touring motorcycles. Washable and reusable. Provides a lint- and streak-free drying action for a professional result. Softer than cotton, this plush towel is ideal for use on any surface. Compact size is ideal for packing for morning wipe-downs on road trips

93600132

F. DETAILING SWABS

Detail those hard-to-reach places. Plush cotton swabs are perfect for removing polish and wax residue from cracks and crevices, and the strong but flexible 8 shaft allows you to clean in hard to reach areas around your engine, pipes and more. Package contains 50 swabs.

93600107



A. CLEANING BRUSH KIT



B. BUG EATER SPONGE



C. MICROFIBER APPLICATOR



D. MICROFIBER DETAILING CLOTH




E. MICROFIBER SOFT DRYING TOWEL



F. DETAILING SWABS



G. HARLEY BIKE WASH KIT



H. SADDLEBAG STORAGE STAND



I. HOG BLASTER MOTORCYCLE DRYER



GARAGE 651

Surface Care

G. TRAVEL CARE KIT

Everything you need to make your bike shine except the water. Whether you're starting the ultimate biker's garage or want to keep your ride clean on the road, the Travel Care Kit has everything you need to make your bike shine. Just add the water. Fits easily in the compact reusable zip closure bag so you can take it along for the ride or store it neatly in your garage.

- Sunwash® Bike Soap
- Bug Remover
- Wheel & Tire Cleaner
- Everyday Detailer
- Graphene Spray Coating
- Microfiber Detailing Cloth

93600149

H. SADDLEBAG STORAGE STAND

Never set your saddlebags on the ground again. This convenient folding rack holds Touring hard saddlebags while you wash or work on your bike and utilizes the bag's quarter-turn quick-disconnect fasteners to securely lock them in place. The strong, lightweight rack features 4 adjustable feet to level the stand and keep the bags off the ground. You can wash, dry, detail and re-install the bags with minimal handling. Stand accommodates both standard and extended hard saddlebags.

94778-10

Fits '95-'16 Touring models equipped with standard and extended-length saddlebags.

I. HOG® BLASTER MOTORCYCLE DRYER

Dry your bike in minutes with the HOG® Blaster. This powerful dryer blows a stream of warm, dry, filtered air at 18,000 feet/minute, allowing you to cut your drying time up to 75%. The HOG Blaster reduces streaks and water spots because water can't hide in hard-to-reach places. No more annoying drips and runs when you move your bike. With an ergonomically friendly design for comfortable handling, the HOG Blaster features a durable all-steel outer shell, a 1.3 hp motor and a grounded electrical cord. Kit includes blower unit, flexible hose and 2 diffuser attachments. One-year manufacturer's warranty on blower unit.

94651-09A 120V, Grounded 3-prong Plug. United States, Canada and Mexico.

HARLEY-DAVIDSON® MOTORCYCLE COVERS

Welcome to the best-dressed list. Unlike a tarp and bungee cords, Harley-Davidson® Motorcycle Covers fight the effects of the elements and protect your bike's paint and finishes from the rough world around us. Whether your bike spends its time in a heated garage or on the driveway, we've got you covered.

ANTENNA ACCESS
Touring and Trike covers feature hook-and-loop opening at the rear to accommodate antennas.

WATER-RESISTANT SEAMS
Heavy-duty Indoor/Outdoor covers feature taped overlapping seams for water resistance.


MOISTURE REDUCTION
Weather-shielded vents or breathable materials promote air circulation and minimize corrosion during short or long term storage.

HEAT-RESISTANT PANELS
Indoor/Outdoor and Premium Indoor Covers feature heat-resistant panels that protect the cover from warm exhaust.

REFLECTIVE TRIM
High-visibility reflective trim makes a parked and covered bike more obvious.

BELLY STRAPS
Quick-release adjustable straps cinch the cover under the frame to reduce ballooning in the wind.

INTEGRATED STORAGE POUCH
After use, just fold the cover into the convenient integrated storage pouch.



CORSET-STYLE BACKBONE
Medium and large covers feature a cinching system that customizes the cover for best fit. Just pull the cord and cover adjusts to the bike's contours.



ADJUSTABLE HEM
Drawstring hem allows custom-tailored fit around the bike and eliminates the one-size-fits-some elastic cord.



LOCK ACCESS
Sewn-in grommets near the front wheel simplify the use of a cable lock or security chain (cable/lock not included).



COVER ALARM POCKET
Hidden pocket accepts optional battery-powered alarm. If the cover is disturbed, the 130-dB alarm is triggered.

	COMPACT TRAVEL	INDOOR	PREMIUM INDOOR	INDOOR/OUTDOOR	
MATERIAL	2x Polyurethane Coated Polyester	Polyester	Luxuriously Soft Microfiber	Heavy-Duty UV Resistant Diamond Pattern Polyester	
WATER-RESISTANT	✓	—	—	✓	
HEAT PANEL	—	—	✓	✓	
ANTENNA ACCESS	✓	—	✓	✓	
SECURITY FEATURES	—	Sewn-in grommets for use of front wheel chain lock & hidden internal alarm pocket			
ADJUSTABILITY	—	Corset-Style Backbone & Adjustable Hem			
REFLECTIVE TRIM	✓	✓	✓	✓	✓
INTEGRATED STORAGE POUCH	✓	✓	✓	✓	✓
BELLY STRAP	—	✓	✓	✓	✓
H-D LOGO	✓	✓	✓	✓	—
ADVENTURE TOURING	Large 93100073	—	—	ADV 93100070	—
STREET™ & SPORTSTER®	Medium 93100074	Small 93100043	—	Small 93100040	Small – Solid Black 93100041
V-ROD®, DYNA® & SOFTAIL®	Medium 93100074	Large 93100018	Medium 93100019	Medium 93100022	Medium – Solid Black 93100025
TOURING	Large 93100073	Large 93100018	Large 93100020	Large 93100023	Large – Solid Black 93100026
TRIKE	—	Large 93100018	Extra-Large 93100021	Extra-Large 93100024	Extra-Large – Solid Back 93100027

✓ Standard Feature

*NOTE: H-D® motorcycle covers are not designed to be used while trailering. Using an H-D motorcycle cover while trailering may cause the cover to tear, possibly causing damage to the cover and motorcycle.

654 GARAGE

Motorcycle Covers

A. COMPACT TRAVEL COVERS

Travel with protection. This lightweight, water-resistant Compact Travel Cover is easy to pack and covers the main motorcycle touch points from the windshield to the rear seating area. Compact and lightweight cover stores in its own pouch and requires over 40% less luggage space than a full-size motorcycle cover, so it's easy to pack along just in case. When compacted in pouch, travel cover takes up less space than a 64Oz aluminum drink container. Multiple attachment options to adjust the fit based on motorcycle model and luggage option so cover can be used on different bikes. Minimize motorcycle wipe-down after dew or light rain. Discourages tampering with the covered motorcycle for an added layer of security. Reflective logos highlight the front, rear, and sides of vehicle for added visibility when the motorcycle is parked at night offer peace of mind. Made from polyester with a water-resistant polyurethane coating.

- 93100073

Large.
Fits '21-later Pan America® and '14-later Touring and Tri-Glide® models. Recommended for any model with Tour-Pak® luggage installed.
- 93100074

Medium.
Fits '21-later RH1250S, '12-later XG, '04-later XL models, and '18-later Softail® models. Not recommended for any model with Tour-Pak® luggage installed.

B. INDOOR/OUTDOOR MOTORCYCLE COVER*

Weather-shielded vents in the top of the cover promote air circulation to reduce moisture build-up and minimize corrosion. Internal heat-resistant panels protect the cover from warm exhaust and an integrated storage pouch permits convenient packing. The cover skirt features front and rear adjustable drawstrings to cinch the cover and a belly strap. Cover features a convenient opening near the front wheel for a security chain or cable and internal pockets that accept the optional Cover Alarm (P/N 69000038). The cover features reflective piping for added visibilityFits any .875 to 1.25 diameter tubing

- Medium. Fits VRSC™, Dyna® and Softail® models.

93100022

H-D Orange/Black.

93100025

Black.

Large. Fits Touring and Freewheeler® models. Does not fit FLHXXX , FLTRT or FLHTCUTG models.

93100023

H-D Orange/Black.

93100026

Black.

Extra Large. Fits Trike models.

93100024

H-D Orange/Black.

93100027

Black.
- C. PREMIUM INDOOR MOTORCYCLE COVER*
- Promotes air circulation to reduce moisture build-up and minimize corrosion. The cover's skirt features front and rear adjustable drawstrings to cinch the cover and a belly strap. The cover features heat-resistant panels that protect the material from warm exhaust. Cover features a convenient opening near the front wheel for a security chain or cable and internal pockets that accept the optional Cover Alarm (P/N 69000038).
- Medium. Fits VRSC, Dyna and Softail models.

93100019

H-D Orange/Black.

Large. Fits Touring and Freewheeler models. Does not fit FLHXXX , FLTRT or FLHTCUTG models.

93100020

H-D Orange/Black.

Extra large. Fits Trike models.

93100021

H-D Orange/Black.

D. INDOOR MOTORCYCLE COVER*

This breathable polyester cover promotes air circulation to reduce moisture build-up and minimize corrosion. The cover's skirt features front and rear adjustable drawstrings to cinch the cover around the bike and a convenient belly strap. The cover features a convenient opening near the front wheel for a security chain or cable and internal pockets that accept the optional Cover Alarm (P/N 69000038).

Small. Fits XG, XL and XR models.

93100043


H-D Orange/Black.

Large. Fits Touring, Freewheeler and RH models.

93100018

H-D Orange/Black.

*NOTE: H-D® motorcycle covers are not designed to be used while trailering. Using an H-D motorcycle cover while trailering may cause the cover to tear, possibly causing damage to the cover and motorcycle.

 ***WARNING:** Do not use while riding; could result in death or serious injury.

MOTORCYCLE COVERS

E. OASIS DAY COVER

F. MOTORCYCLE COVER ALARM

G. RAIN COVER – SOLO SEAT

H. SERVICE COVER

H. SERVICE COVER

GARAGE 655

Motorcycle Covers & Storage Accessories

E. OASIS DAY COVER*

Keep your seat dry when you stop for the night. Lightweight and compact for travel, this easy-to-store cover rolls into the built-in bag. Made from soft micro-fiber, the black and orange water repellent fabric dries quickly for a quick getaway. Hook-and-loop closures in the rear let you slip the cover over your antennas and the elastic bottom hem and footboard stirrups ensure a snug fit. The Harley-Davidson script and Bar & Shield logos prominently stand out on the fabric.

93100028

H-D Orange/Black.
Fits Touring and Trike models equipped with Tour-Pak® luggage.

F. MOTORCYCLE COVER ALARM

Protect your covered motorcycle from tampering. Self-contained alarm fits into the pocket on select H-D® Motorcycle Covers. The snap swivel clips to spokes, rotors or other fixed parts and the cord leads back to the alarm pin. If the cover is pulled off the bike, the pin is pulled, triggering the 130-dB alarm. Weatherproof alarm is powered by a replaceable 9V battery (not included).

69000038

Fits select H-D Motorcycle Covers with alarm pocket.

G. RAIN COVERS*

Featuring a handy storage sack, this black nylon, water-resistant, Cordura® cover packs easily and shelters your seat from the storm.

51638-97

Solo Seat.
Fits H-D® solo seats (except XR and FLSTS).

51639-97

Two-Up Seat.
Fits VRSC™, XG, XL, Dyna® and Softail® models with Two-Up Seats. Does not fit Touring and Trike models. Does not fit with Rider Backrests.

52952-97

Seat with Rider Backrest.
Fits H-D Touring and Trike seats. Fits with accessory rider backrest. Includes rain cover for Tour-Pak® mounted passenger backrest.

H. SERVICE COVERS*

Protect the finish on your tank and fenders while performing routine service on your motorcycle. These custom shaped covers feature an easy-to-clean black vinyl outer surface and a soft non-abrasive fleece inner liner. Fuel tank covers feature built-in magnets to prevent the cover from sliding, convenient mesh pockets to keep small parts from rolling away and a clear paperwork window for notes and instruction sheets. Fender covers feature soft elastic bands to keep the covers firmly in place. To complete the look, the cover features a nostalgic Harley-Davidson logo that will look great in any garage.


94640-08

Large Fuel Tank.
Fits Dyna®, Softail®, Touring and Trike models.

94641-08

Large Front Fender.
Fits '12-'16 FLD, '86-'17 FL Softail (except FLS and FLSS), '18-later FLDE, FLHC and FLHCS, and most Touring and Trike models.

*NOTE: H-D® motorcycle covers are not designed to be used while trailering. Using an H-D motorcycle cover while trailering may cause the cover to tear, possibly causing damage to the cover and motorcycle.

 ***WARNING:** Do not use while riding; could result in death or serious injury.

GARAGE

656 GARAGE

Garage Door Openers

A. GARAGE DOOR OPENER WITH HOMELINK®

Operate your automatic garage door or gate opener without leaving your motorcycle seat or fumbling in your pocket for the remote control. Compatible with most brands of automatic openers, this kit allows you to operate your door by cycling the bike's Flash-To-Pass (FTP) switch. Contains HomeLink® by Gentex technology. Module can be programmed to sync with up to two garage door or gate openers at different locations. Module is operated through the vehicle's Flash To Pass (FTP) switch on the hand control. No need to leave the motorcycle seat to open the garage door. Seamless integration. Module is hard wired into the motorcycle, eliminating the need for a fob or auxiliary switch that detracts from the look of the motorcyle. No intermediate transmitting device required. Compatible with over 99% of home garage door openers and gate systems, including Chamberlain®, LiftMaster®, and Craftsman® brands. Visit HomeLink for specific model information. Kit and associated wiring components are easy to install, plug-and-play harnesses that do not require wire splicing or software updates. Certain models may require additional purchase for plug-and-play, see fitment details. Module is powered by the vehicle and does not require batteries or recharging.

41001192
Fits '21-later Pan America® models, '18-later Softail® models (except '19-'20 FXDRS), '14-later Trike models, and '14-'23 Touring (except '23-later FLHXSE, FLTRXSE, '24-later FLHX, FLTRX and FLTRXSTSE) and '24 FLHRXS, FLHTK, and FLTRK. '18-'20 Softail and '14- '20 Touring and Trike require separate purchase of P/N 69203201.

B. INTEGRATED GARAGE DOOR OPENER WITH HOMELINK®

Operate your automatic garage door or gate opener without leaving your motorcycle seat or fumbling in your pocket for the remote control. Compatible with most brands of automatic openers, this kit allows you to operate your door by the touch of a button on the instrument. Contains HomeLink® by Gentex technology. Module can be programmed to sync with up to two garage door or gate openers at different locations. Module is operated through the vehicle Flash-to-Pass (FTP) instrument. No need to leave the motorcycle seat to open the garage door. Seamless integration. Module is hard wired into the motorcycle, eliminating the need for a fob or auxiliary switch that detracts from the look of the motorcycle. No intermediate transmitting device required. Compatible with most home garage door openers and gate systems, including Chamberlain®, LiftMaster®, and Craftsman® brands. Visit HomeLink for specific model information. Kit includes all necessary wiring components in a convenient, easy to install plug-and-play harness module and does not require wire splicing or a software update. Kit includes a programing controller with simple push button and LED interface to sync up to two garage door or gate openers. Both channels are controllable through the Flash to Pass high beam switch with a single or double press. Module is powered by the vehicle and does not require batteries or recharging.

41001167
Fits '24-later FLHX and FLTRX. Stock on '23-later FLHXSE and FLTRXSE and '24 FLTRXSTSE. FLHX models require additional purchase of bracket P/N 69203073. FLTRX models require additional purchase of bracket P/N 69203074.

C. DIAGNOSTIC JUMPERS

Y-harness that provides additional DataLink connector. Required for installation of Garage Door Opener with HomeLink® on some models.

69203496
Required if installing 41001192 with Screamin' Eagle® Pro Street Tuner or other device utilizing this connector on '14-'20 Touring and '18-'20 Softail models.

69203495
Required if installing P/N 41001192 with Screamin' Eagle Pro Street Tuner or other device utilizing this connector on '21-later Touring & Trike models (except 23.5-later CVO™ models), Pan America, and '21-later Softail models.



A. GARAGE DOOR OPENER WITH HOMELINK®



B. INTEGRATED GARAGE DOOR OPENER WITH HOMELINK®



C. DIAGNOSTIC JUMPERS



D. CRUISER CRADLE WHEEL CHOCK



F. CRUISER CRADLE WHEEL CHOCK – TRAILER ONLY VERSION



E. CRUISER CRADLE TRAILER ADAPTER KIT



G. CRUISER CRADLE UNIVERSAL E-TRACK ADAPTER KIT (SHOWN WITH WHEEL CHOCK)



H. MOTORCYCLE SERVICE LIFT

GARAGE 657

Motorcycle Cradles & Tie-Downs

D. CRUISER CRADLE WHEEL CHOCK

This sturdy aluminum wheel chock will hold your bike securely on the ground, on a trailer or in the back of a pickup truck. Sized to fit most motorcycles, this wheel chock will keep your bike upright while you are storing, transporting or working on your bike. The lightweight, folding wheel chock is easy to transport. Use it on the driveway when you are washing your bike or, when equipped with the optional Trailer Adapter, the versatile wheel chock can be easily moved to a trailer or the back of a pickup truck. Just two tie-down straps are required to hold the bike in place. And because you don't need to over-tighten the straps, you won't damage sensitive suspension parts and handlebar bushings.

92900001
For use with models with vehicle weight up to 3000 lb (1360 kg) and front or rear wheel size of 14 to 22 (355-560mm) rim diameter and 3.15 to 8.66 (80mm-220mm) nominal wheel width. Not for use with Custom Wrapped Front Fenders.

E. CRUISER CRADLE TRAILER ADAPTER KIT

Engineered to simplify installation of Cruiser Cradle Wheel Chock on many trailers. Simply mount the low-profile kit to the floor of your trailer and the Cruiser Cradle can be attached in seconds, without tools.

92900002
For use with Cruiser Cradle Wheel Chock P/N 92900001 on trailer applications.

F. CRUISER CRADLE WHEEL CHOCK – TRAILER ONLY VERSION

Sized to fit most motorcycles, this wheel chock will keep your bike upright while you are transporting or working on your bike. Just two tie-down straps are required to hold the bike in place. The Trailer-Only chock can be removed from the trailer in seconds with four wing nuts or the optional E-Track Adapter and can be folded down when not in use. Includes all brackets and hardware to mount a trailer or lift table.

92900042
For use with models with vehicle weight up to 3000 lbs (1360 kg) and front or rear wheel size of 14 to 22 (355-560mm) rim diameter and 3.15 to 8.66 (80mm-220mm) nominal wheel width.

G. CRUISER CRADLE UNIVERSAL E-TRACK ADAPTER KIT

You can adjust the position of the chock anywhere along the E-Track for maximum flexibility in positioning a motorcycle and the chock can be adjusted side-to-side between 27 and 43 wide. The Universal E-Track Adapter Kit includes all the necessary hardware and including a Boomerang Bar for added Wheel Chock stability. Ratchet tie-downs are required for transporting the motorcycle.

92900043
For use with Cruiser Cradle Wheel Chock P/N 92900001 or 92900042 on trailer applications.

H. MOTORCYCLE SERVICE LIFT

The 1,100 lb capacity lift can raise any 2-wheel Harley® model 16.9 from the floor. The lift features 2 fixed and 2 swivel heavy duty wheels and a removable T-handle for easy maneuverability. Kit includes lift and 2 tie-down straps. Not available for sale in Europe, Middle East and Africa.

92900004
Fits Harley-Davidson® V-Twin models (except Trike and models equipped with a Sidecar). Softail® models require Frame Protector Kit P/N 94675-99, Twin Cam-equipped Dyna® models require Adapter Kit P/N 98965-99, both sold separately.

658 GARAGE

Motorcycle Tie-Downs

A. HARLEY-DAVIDSON® 1.5 GRADUAL RELEASE RATCHET TIE-DOWN STRAPS

600 lbs Working Load – 1.5 x 66
These heavy-duty ratchet straps provide maximum tensioning power and a higher working load capacity with the added benefit of being able to release the tension one click at a time. The ratchet is built with a comfortable molded grip handle and a dual-direction reversing drive that permits the spindle to rotate backward releasing tension until it reaches 60 lbs. This option helps eliminate the snap back release common with most standard ratchet designs under heavy load and also permits the even tensioning of straps without having to release all of the webbing and start over. The strap also features heavy-duty 6,000 lb abrasion-resistant Nylon webbing, a built in Soft Hook with vinyl coated full-size S hook on the fixed end and an large closed end carabiner hook on the adjustable end to keep it hooked securely during the tie-down process. Sold in pairs.

94706-10
Ratchet Straps with Integrated Soft Hook.

B. HARLEY-DAVIDSON 1.25 RATCHET TIE-DOWN STRAPS

400 lbs Working Load – 1.25 x 78
These 1.25 Harley-Davidson® Tie-Downs have a 1,200 lb capacity and feature Harley-Davidson scripted webbing with a loop handle for easy pulling. Vinyl-coated hooks feature spring loaded one-way wire loop gates that hold the hook in position, simplifying initial tie-down setup. Harley-Davidson Ratchet Tie-Down Straps feature lever-action ratchets for use when greater tensioning power is needed. Straps are also available with integrated soft hooks that are designed to keep the coated hard hooks away from delicate surfaces. Sold in pairs.

94704-10
Ratchet Straps with Integrated Soft Hook.

C. HARLEY-DAVIDSON FLEECE SOFT HOOKS

400 lbs Working Load – 1.25 x 18
These 18 Soft Hooks are designed to keep ratchets, hooks and buckles away from delicate surfaces. The soft synthetic sheepskin cover cushions the surface and protects handlebars, triple trees and other tie-down points from scratches and abrasion. Each soft hook has a capacity of 2,400 lbs. Sold in pairs.

93100017

D. HARLEY-DAVIDSON SOFT HOOKS

400 lbs Working Load – 1.25 x 18
These Harley-Davidson 18 Soft Hooks keep ratchets and buckles away from delicate surfaces. Each soft hook has a capacity of 2,400 lbs. Sold in pairs.

94705-10

E. HOG TIES® SOFT HOOKS

600 lbs Working Load – 1.5 x 18
Wider and stronger, Hog Ties® Soft Hooks are designed to be used in conjunction with standard Hog Ties Straps to keep hooks from direct contact with handlebars, fairings, brake lines, wiring and painted surfaces. Secure to bike then secure tie-down hook to opposite end. Made with 6,000 lb Nylon webbing. Sold in pairs.

94650-98

F. ANCRA® RAT-PACK RATCHET STYLE TIE-DOWN STRAPS

400 lbs Working Load – 1 x 66
The original ratchet tie-down for motorcycles locks secure and provides the added tension needed to secure bikes and ATVs for longer hauls. Straps feature a wider grip ratchet handle, 4,500 lb abrasion-resistant nylon webbing, full-size vinyl coated S hooks on fixed ends and non-coated steel S hooks on the adjustable ends. Sold in pairs.

98187-90T



A. 1.5 GRADUAL RELEASE RATCHET TIE-DOWN STRAPS



B. HARLEY-DAVIDSON 1.25 RATCHET TIE-DOWN STRAPS



C. HARLEY-DAVIDSON FLEECE SOFT HOOKS



D. HARLEY-DAVIDSON SOFT HOOKS



E. HOG TIES SOFT HOOKS




F. ANCRA RAT-PACK RATCHET STYLE TIE-DOWN STRAPS



G. SECURITY ANCHOR



H. DISC BRAKE & ROTOR LOCK*



G. SECURITY ANCHOR INSTALLATION KIT



I. SIREN DISC BRAKE LOCK



J. DISC BRAKE LOCK*



K. LOOP CHAIN AND DISC BRAKE & ROTOR LOCK*

GARAGE 659

Motorcycle Locks

G. SECURITY ANCHOR

Lock down that motorcycle. This rugged Security Anchor is designed to create a permanent anchor point for use with security chains and locks. Secure it to your truck or trailer bed or to a garage floor. Includes masonry drill bit and bolts necessary to install into concrete. Corrosion resistant. Recommended to be used with Harley-Davidson® chains and locks, such as Loop Chain and Disc Brake & Rotor Lock (P/N 94869-10A). Recommended to be used with Harley-Davidson Security Anchor Installation Kit (P/N 12600354) for use on trailers or truck beds.

92800013

Also available:
SECURITY ANCHOR INSTALLATION KIT
Required for installation of the Harley-Davidson Security Anchor (P/N 92800013) to a trailer or truck bed. For security use only, not to be used as a tie-down point

12600354

H. DISC BRAKE & ROTOR LOCK*

Secure your brake disc or sprocket. This lock features a fully removable 14mm lock with a large inside diameter to simplify the capture of chain links and cable loops. High-security double deadbolt design and tough-defeat lock cylinder. Soft vinyl coating on the lock protects your bike’s finish. Corrosion resistant. Includes two standard keys, one lighted key, high visibility reminder cord, and a compact ballistic nylon storage pouch with belt clip. Limited lifetime manufacturer warranty*.

94868-10A Black.

Also available:
LOCK REMINDER CORD ¹
Remember to remove your Disc or Fork Lock before beginning your ride with this high-visibility Reminder Cord. Flexible, coiled, bright orange cord loops from external lock to handlebar, acting as a visual indication that your lock is still engaged.

46318-04

I. SIREN DISC BRAKE LOCK

Designed to discourage roll-away theft, this rugged lock easily attaches to your disc brake and sounds a piercing alarm if the motorcycle is moved. Physical movement triggers a piercing 120dB audible alarm that acts as an additional theft deterrent. Audible alarm can be deactivated by key if only mechanical security is desired. 0.23 in (6 mm) diameter hardened-steel locking pin. Corrosion resistant. Includes two keys, high visibility reminder cord, and Lithium (CR2) battery. Limited lifetime manufacturer warranty; 2-year battery warranty *

92800012

J. DISC BRAKE LOCK*


Designed to discourage roll-away theft, this lock easily attaches to your disc brake. Compact and lightweight so it’s easy to carry along in luggage or backpack. Easy to install on the front brake disc. Hardened drop-forged steel lock features a dual-reinforced high-security disc-style cylinder. Corrosion resistant. Includes two keys and high-visibility reminder cord.

94873-10A Black.

K. LOOP CHAIN AND DISC BRAKE & ROTOR LOCK*

Maximum protection for your motorcycle. This high-security Loop Chain features a 12mm triple heat treated boron manganese 6-sided link steel chain with cinch ring for securing your bike to stationary objects. Loop chain length: 4.25 ft (129 cm). Fully removable Disc Brake & Rotor Lock has a high-security double deadbolt design and tough-defeat lock cylinder, with a soft vinyl coating on the lock to protect your bike’s finish. Corrosion resistant. Includes a fully removable 14mm lock, a double deadbolt design for added security, a high-security lock cylinder with anti-float discs and nylon molded dust cover, and a lighted key for nighttime locking. Limited lifetime manufacturer warranty*.

94869-10A Black.

 **¹WARNING:** Remove lock before operating motorcycle. Failure to remove lock could result in death or serious injury.

***KEY SAFE** registration and replacement service is provided by the lock manufacturer. Information is included in the product packaging.

660 GARAGE

Motorcycle Locks

A. DOUBLE LOOPED SECURITY CABLE*

For use with a lock, this vinyl-covered multi-purpose cable can be used to secure your personal items to your motorcycle or solid object. Loop it through the sleeve of your jacket and the strap of your helmet, lock it to the bike, and feel free to walk away unencumbered. 7 ft (213 cm) length x 0.4 in (10mm) thick. Corrosion resistant vinyl coating makes cable easy to handle. Hook-and-loop strap lets you secure the coiled cable for convenient storage. Recommend to be used with a Harley-Davidson® Disc Brake & Rotor Lock (P/N 94868-10A)

94871-10A

B. ARMORED CABLE LOCK

This tempered steel cable lock features a smooth vinyl cover to protect the frame and wheel from scratches The braided cable offers improved cut resistance, and the integrated lock features a snap-shut cylinder with quarter-turn key movement. Kit includes 2 blade-style keys. Cable length: 6 ft (183cm). Cable is encased by hardened steel links to provide increased security. Corrosion resistant. Limited lifetime manufacturer warranty*

46089-98B

C. UNIVERSAL MOUNT HELMET LOCK

Lock your lid. This Universal Helmet Lock secures your helmet through its D-Rings directly to the motorcycle so the helmet can't be dropped or stolen. Easy to use – clicks into the locked position without fumbling with the key while holding the helmet. Mounts to tubes from .875 to 1.25 in diameter, including most handlebars, engine guards or bag guards, so you can select the most-convenient location on your bike. Includes tamper-proof and standard mounting screws so the lock may be permanently or temporarily attached to the motorcycle. Scratch resistant backing won't mar up the motorcycle finish.

875 to 1.25 diameter tubing.

92800019 Chrome.

92800020 Black.

D. RETRACTABLE CABLE LOCK*

This multi-purpose retractable cable easily secures your personal items to your motorcycle or solid object, and is small enough to carry in a pocket or backpack. Slip it though a jacket sleeve or a helmet loop and secure to your bike or a fixed object. 3 ft (90 cm) cable length is long enough to secure many different personal items. Compact, lightweight, and easy to use so you never need to leave it at home. 4-digit resettable combination can be personalized so it's easier to remember. Universal fit

92800018

E. HARLEY-DAVIDSON® HELMET/JACKET SECURITY CABLE²

This handy cable is a great complement to the Harley-Davidson® Helmet Lock. Slide one end through your jacket sleeve or luggage, hook the loops at the end of the cable onto the Helmet Lock and attach it to your bike. And, if your helmet does not have D-rings, you can pass the cable through your helmet's chin piece, loop the ends through your Helmet Lock and lock it to your bike. Now your jacket, luggage and helmet are locked to your bike. When you're finished, it will recoil back to its original length and will slip easily into your pocket. The cable is made from 3mm thick nickel plated steel cable, is only 4.5 inches (11cm) long when coiled, stretches up to 6ft (180 cm) and has a load capacity of 200 lbs (100 kg).

52200004



²**WARNING:** Chain or cable is to be used as a theft deterrent only. Use for towing, lifting or any other purpose could result in death or serious injury.


***KEY SAFE** registration and replacement service is provided by the lock manufacturer. Information is included in the product packaging.



A. DOUBLE LOOPED SECURITY CABLE*



B. ARMORED CABLE LOCK



C. UNIVERSAL MOUNT HELMET LOCK – CHROME



C. UNIVERSAL MOUNT HELMET LOCK – BLACK



D. RETRACTABLE CABLE LOCK*



E. HARLEY-DAVIDSON HELMET/JACKET SECURITY CABLE



F. LOCKING H-D DETACHABLES LATCH KIT – BLACK




G. HOLDFAST LOCKING LATCH – CHROME



G. HOLDFAST LOCKING LATCH – BLACK



H. UNIVERSAL SADDLEBAG LOCK KIT



I. LOCKING QUICK-RELEASE WINDSHIELD CLAMP

GARAGE 661

Motorcycle Locks

F. LOCKING H-D® DETACHABLES™ LATCH KIT

This unique lock replaces the cam-lock on your Harley-Davidson® Detachables™ accessories, providing additional security and peace of mind when parking your vehicle. Kit includes two extended-reach barrel-style keys for easy access to the lock. Key registration and replacement service is available. Sold in pairs.

Fits all models equipped with detachable Sideplates, Racks and Tour-Pak® Luggage Carriers (except '18-later Softail® models with HoldFast™ racks and uprights or '09-later Touring models equipped with detachable Solo Tour-Pak Rack).

92800008 Black.

G. HOLDFAST™ LOCKING LATCH

Secure your valuables. This locking system allows you to protect your HoldFast™ Sissy Bar, Luggage Rack or Tour-Pak Mounting Rack from theft, providing security and peace of mind when parking your vehicle. The kit includes (2) keys and (1) locking mechanism

Fits '18-later Softail models equipped with HoldFast detachable Sissy Bar, Luggage Rack or Solo Tour-Pak Mounting Rack.

52300513 Chrome.

52300514 Black.

Fits '18-later FLHC, FLHCS and FLDE models equipped with HoldFast detachable Two-Up Tour-Pak Mounting Rack.

52300518 Chrome.

52300519 Black.

H. UNIVERSAL SADDLEBAG LOCK KIT

Keep the contents of your existing soft-sided saddlebags safe from the grab-and-go thief. This unique kit features two extra-small barrel locks that can replace existing saddlebag snaps to perform double duty as locks or as snaps when you don't need to lock your bags. Can be keyed to match your barrel-style ignition key. Sold in pairs.

Fits most soft-sided leather and vinyl saddlebags. Does not fit FLHRC, FLHRS and Pan America models.

90300003 Keyed To Match.

90300017 Random Key Code.

I. LOCKING QUICK-RELEASE WINDSHIELD CLAMP

Protect your investment. This Locking Quick-Release Windshield Clamp secures your windshield from grab-and-run theft, giving you peace of mind when you have to leave your bike unattended. The chrome-plated Locking Clamp replaces one of the Original Equipment windshield clamps, and features a push-button lock with a mini barrel-style key for easy removal. Kit includes one locking clamp and two matching keys.

57400536 39mm.

Fits '88-later XL (except '16-later XL1200CX and XL1200X) and '91-'05 Dyna® models (except FXDWG) equipped with Quick-Release style windshields.

662 GARAGE

Security Systems

A. H-D® SMART SECURITY SYSTEM – '07-LATER MODELS

The H-D® Smart Security System offers automatic self-arming and hands-free disarming for vehicle electronic security functions for your '07-later Harley® motorcycle. The Hands-Free Fob communicates directly on its own unique and individualized frequency with the Hands-Free Security Module and Antenna. Attach the Hands-Free Fob to your vehicle ignition key ring. As you upright your vehicle or switch the ignition on, the Hands-Free Fob will communicate the Security System disarm command allowing you to start your vehicle. After riding your vehicle, park and switch the ignition off with your key. Within 5 seconds the Security System will automatically self-arm, disabling your vehicle starter, ignition and electronic fuel injection (EFI). The Smart Security System includes Hands-Free Security Module (Integrated Security Sensor and Turn Signal Module or Body Control Module), 2 Hands-Free Fobs, Antenna Module, Antenna Harness and Antenna Mount (Dyna® models).

Also available:
H-D SMART SECURITY SYSTEM HANDS-FREE FOB
Replacement/Additional Hands-Free Fob.
90300111
Fits '17-later XL, Dyna®, Softail®, Touring and Trike models equipped with H-D Smart Security System. Does not fit Japan models. Dealer installation required.
90300117
Fits '17-'20 XG models equipped with H-D Smart Security System. Requires activation. See your Harley-Davidson® dealer.

B. H-D FACTORY SECURITY SYSTEM – '06-EARLIER MODELS
Equip your '06-earlier Harley-Davidson® VRSC™, Sportster®, Dyna, Softail or Touring model with the security system designed and approved by The Harley-Davidson Motor Company.

When armed, the Security System disables the starter and ignition while monitoring the electrical system and vehicle motion with adjustable sensitivity. Minor disturbances trigger a momentary warning; major ones, an unbroken thirty-second alarm, after which the Security System returns to monitoring. A distinctive four-way flasher pattern is the alarm signal. An optional self-powered Smart Siren Kit adds a piercing scream that sounds even if the battery cable is cut.

The Security System is armed and disarmed with a remote control waterproof key fob utilizing state-of-the-art rolling code technology. If the key fob is not available, the rider may arm or disarm the system by keying a previously entered personal code on the turn signal switches. Kit includes 1 Key Fob.

Also available:
LITHIUM REPLACEMENT BATTERY – 3 VOLT
Long-lasting, replaceable lithium coin-type battery for use in LED Temperature Dipsticks with Lighted LED Readout, Digital Touring Suspension Air Pump P/N 54000033 and Security Hands-Free Key Fob.
66000107
CR2032 3V Lithium Replacement Battery.



A. H-D SMART SECURITY SYSTEM – '07-LATER MODELS



A. H-D SMART SECURITY SYSTEM – '07-LATER MODELS
(41000021G SHOWN)



A. H-D SMART SECURITY SYSTEM – '07-LATER MODELS
(68200-07A & 68207-07A SHOWN)

GARAGE 663

Security Systems

C. H-D® SECURITY SYSTEM SMART SIREN II
If your bike is equipped with an Original Equipment or accessory H-D® Smart Security System, this Smart Siren provides added security and convenience in one. The Harley-Davidson® Smart Siren II combines the functionality of the smart siren and pager transmitter into one easy-to-install unit. Featuring a built in back-up power supply, the siren and transmitter functions will continue to operate even if the wires are cut or the vehicle battery is disconnected. When combined with the Pager Receiver II (sold separately), the integrated FM transmitter can warn of tampering up to 1/2 mile away. Smart Siren II features an enhanced sound chamber, a redesigned internal battery access cover and ultra-low power consumption during the standby mode. When activated, the Security System Fob arm and disarm commands are confirmed with a blink feature and '07-later models can be programmed to emit a chirp. Smart Siren II is certified for use in North America.

Also available:
SMART SIREN BATTERY REPLACEMENT KIT (not shown)
Replacement Battery Kit for Harley-Davidson Factory Security System Smart Siren includes replacement nickel metal hydride battery and instructions.
69309-10



C. H-D SECURITY SYSTEM SMART SIREN II

H-D SECURITY SYSTEMS, NORTH AMERICA			
Model Family	Model Year	Security System	Smart Siren II Kit**
VRSC™ (except VRSCF)	2007-2017	68207-07A	68328-06A
VRSCF	2009-2017	—	68328-06A
VRSC (except VRSCR)	2002-2006	—	68328-06A
VRSCR	2006	—	68328-06A
Trike	2009-2013	68200-07A	68328-06A
Touring and Trike	2014-later	—	68328-06A
Touring	2007-2013	—	68328-06A
Touring	2002-2006	—	68328-06A
Touring	2000-2001	—	68317-06A
Dyna®	2012-2017	—	68328-06A
Dyna	2007-2011	68207-07A	68328-06A
Dyna	2004-2006	—	68328-06A
Dyna	2000-2003	—	—
Softail®	2011-later	41000021G	68328-06A
Softail (except FXCW/C)	2007-2010	68207-07A	68328-06A
Softail FXCW/C	2008-2010	—	68328-06A
Softail	2003-2006	—	68328-06A
Softail	2001-2002	—	—
XL	2014-later	—	68328-06A
XL/XR	2007-2013	68200-07A	68328-06A
XL	2004-2006	—	68328-06A

*P/N 88115-03 Bank Angle Switch Kit (sold separately) or Security System P/N 68200-00D or 68200-07A are required for use on 2000-2013 FL Touring models equipped with a TLE/Ultra Sidecar.
**Pager function requires Remote Pager Receiver II P/N 91660-06 or 91672-07 (sold separately).
***'17-later XG models require separate purchase of siren mounting bracket P/N 69201473.

664 GARAGE

Security & Keys

A. INTEGRATED SECURITY & LOCKING FLIP FOB

This hands-free fob automatically arms and disarms its electronic security functions as you approach and walk away from the bike. Keyed to match all your bike’s locks, the combination fob with fold-away retractable barrel key lets you save room on your key ring and let one device do all the work.

90300118
Fits '17 Dyna® and Softail®, and '17-later Touring and Trike models equipped with H-D® Smart Security System. Does not fit Japan models. Key code required when ordering. Dealer installation required.

B. KEYED-TO-MATCH INDIVIDUAL REPLACEMENT LOCK PROGRAM

In the past, replacing a lock required the time and expense of re-keying a new lock or replacing all of the locks on your bike. Our Keyed-to-Match Program eliminates that hassle and allows you to order an exact replacement based on your lock’s key code, right down to the quality you would expect from a stock Harley-Davidson® lock. Just ask your Dealer to refer to Bulletin Number 658B and they’ll take care of your needs – lock, stock and barrel.

C. KEYED-TO-MATCH CUSTOM KEYS

Custom keys make a statement. Keys can be ordered through your Harley-Davidson® Dealer and will be keyed to match your ignition and fork lock and they are delivered in a leatherette gift box.

1. Commemorative CVO™ Model Ignition Key
Hand-polished brass key features a prismatic Bar & Shield logo set in a black field surrounded by Custom Vehicle Operations script. Available to CVO™ vehicle owners only.

71031-04 Barrel Style.
Fits '91-later models with barrel-style key.

2. Skull Ignition Keys
Key features the Harley-Davidson Skull logo in bright nickel with black accents.

71040-04 Barrel Style.
Fits '91-later models with barrel-style key.

D. DETACH DEPOT WALL RACK

This heavy-duty Detach Depot Wall Rack can be mounted to any wall, and the 16 on-center design lets you mount it securely to the studs. The rack features 5 coated rods that can be positioned in a wide variety of adjustable mounting slots. Adjustable rods can accommodate almost any combination of accessories. Kit includes black-finished side panels, 5 coated rods, decorative end caps and all necessary mounting hardware.

93100005
For use with Harley-Davidson® Detachables™ and HoldFast™ products including Tour-Pak Mounting Racks, Sissy Bars, Luggage Racks, Rider Backrests and H-D Detachables-style Windshields. Quick-Release style Windshields and Rider Backrests require separate purchase of auxiliary mount kits.

E. DETACH DEPOT QUICK-RELEASE WINDSHIELD MOUNTS

93100015
For use with Harley-Davidson® Quick-Release Windshields (except XG) and Detach Depot Wall Rack P/N 93100005.

F. DETACH DEPOT RIDER BACKREST MOUNT

93100016
For use with Harley-Davidson® Touring and Trike Rider Backrest and Adjustable Rider Backrest Kits and Detach Depot Wall Rack P/N 93100005.



A. INTEGRATED SECURITY & LOCKING FLIP FOB



A. INTEGRATED SECURITY & LOCKING FLIP FOB



B. KEYED-TO-MATCH INDIVIDUAL REPLACEMENT LOCK



C. KEYED-TO-MATCH CUSTOM KEYS



D. DETACH DEPOT WALL RACK



E. DETACH DEPOT QUICK-RELEASE WINDSHIELD MOUNTS



F. DETACH DEPOT RIDER BACKREST MOUNT



D. HARLEY-DAVIDSON SECURITY SYSTEM PAGER RECEIVER II – BATTERY POWERED




E. HARLEY-DAVIDSON SECURITY SYSTEM PAGER RECEIVER II – RECHARGEABLE



F. COTTON WINDSHIELD STORAGE BAG



G. HELMET HANGER – J-HOOK



H. JIFFY STAND COASTER

GARAGE 665

Security

HARLEY-DAVIDSON® SECURITY SYSTEM PAGER RECEIVER II

Designed to complement the Smart Siren II, this Pager Receiver can be linked to the vehicle with no additional installation. The Pager Receiver II monitors the Security System operation, and features multi-color LED indicators to display unique codes for arming, disarming and trigger modes. The Range Confirmation Signal (RCS) confirms and displays the signal reception. High-efficiency FM circuitry provides excellent reception, even in buildings and parking garages. Maximum effective range is up to 1/2 mile. The Pager Receiver II features selectable vibration or audible modes. The silent paging mode feature allows selectable programming trigger modes to avoid activating the siren.

D. PAGER RECEIVER II – BATTERY POWERED

The convenient built-in ultra-bright white LED flashlight helps light the way. The compact, lightweight receiver can be carried in your pocket, or the receiver holster can be clipped to a belt up to 1-3/4 wide. Kit includes receiver, holster and one 3V lithium battery. Operates in conjunction with the Security System Fob and Smart Siren II.

91660-06
Fits all models equipped with the Harley-Davidson® Security System Smart Siren II. Certified for use in North America.

E. PAGER RECEIVER II – RECHARGEABLE

The compact, lightweight receiver can be carried in your pocket or clipped to a belt. Kit includes receiver and UL-listed battery charger (AC-DC with output of DC 4.5V 50mA for North America). Operates in conjunction with the Security System Fob and Smart Siren II.

91672-07
Fits all models equipped with the Harley-Davidson Security System Smart Siren II. Certified for use in North America.

F. COTTON WINDSHIELD STORAGE BAG

This bag is constructed of breathable cotton material and is designed for a scratch-free storage area. The outside of the bag features an embroidered Bar & Shield logo to match the cotton cycle covers.

95982-98B
Fits all Harley-Davidson® windshields.

G. HELMET HANGER

Proudly display your collection of helmets. Harley-Davidson® Helmet Hangers keep your expensive helmet safe and out of the way. Designed to accommodate all types of helmets, these Helmet Hangers allow air to circulate inside to keep the liner fresh and dry. The rigid steel hooks feature a durable e-coated surface and soft rubber edges to protect the finish of the helmet. The wall-mount J-Hook design can be secured to a trailer wall, garage wall or most any flat surface. The universal S-Hook design hangs on doors, cubicle walls and closet rods.

93100034 J-Hook.

H. JIFFY STAND COASTER

Designed for use beneath the jiffy stand, this polypropylene coaster prevents the stand from sinking into soft surfaces such as dirt, asphalt and grass.

94647-98
Fits motorcycles equipped with a sidestand.

H-D® BATTERY CHARGERS

These new H-D® chargers are designed to do more than just charge your H-D® motorcycle battery. These chargers will effortlessly charge multiple battery voltages (6 and 12 volt) with chemistries such as flooded, gel, AGM and Lithium. You can also charge different types of batteries such as deep-cycle, marine, powersport and more. The chargers are completely automatic. You can leave these chargers plugged in 24/7 with no worries of overcharging. Best of all there is no technical knowledge required. Chargers are designed for use in any climate, altering each charge based on the ambient temperature and providing a more accurate recharge.

Additional Features

SMART INDICATORS




- H-D Chargers have smart indicators and diagnostics to quickly detect when the battery charger is connected in reverse polarity, connected to an incompatible battery, or if the battery is failing. These Chargers provide simple troubleshooting using advanced diagnostics
- Battery Failure
 - Reverse Polarity
 - High Voltage
 - Standby

ERROR CONDITIONS PROVIDED

- Battery Below Start Voltage
- Reverse Polarity
- Battery Will Not Hold Charge
- Bulk Charge Timeout
- Battery Above Protection Voltage
- Charger Internal Temperature Too High
- Charger Ambient Temperature Too Cold

BRING BATTERIES BACK TO LIFE

- Auto Desulfation mode
- Auto Detection mode
- Auto Repair mode

	SMART INDICATORS	ERROR CONDITIONS PROVIDED	BRING BATTERIES BACK TO LIFE
1AH DUAL-MODE			
	✔	✔	✖
2AH DUAL-MODE			
	✔	✔	✖
5AH DUAL-MODE			
	✔	✔	✔



A. 1 AMP DUAL-MODE BATTERY CHARGER



B. 2.0 AMP DUAL-MODE BATTERY CHARGING STATION



C. 5.0 AMP DUAL-MODE BATTERY CHARGER

A. 1 AMP DUAL-MODE BATTERY CHARGER

This fully-automatic Harley-Davidson® Dual-Mode Battery Charger is ideal for short- or long-term motorcycle battery charging needs. Selectable charge options provide optimal charging for Harley-Davidson® Lithium LiFe or AGM Lead-Acid batteries. Can be used to charge 12 volt and 6 volt batteries. Can be used with existing Harley-Davidson™ battery charging cords - no additional charging cords needed. Maximum charge rate of 1 amp. Harley-Davidson tested and validated. Backed by a 5-year limited warranty.

66000304

For use within the United States, Canada, Mexico and South America

66000308

For use within Europe, Middle East and Asia

66000305

For use within the United Kingdom

66000307

For use within Australia

B. 2.0 AMP DUAL-MODE BATTERY CHARGING STATION

Keep all your bikes fully charged and ready to ride. This fully-automatic 4-bank Harley-Davidson® Dual-Mode Battery Charger is perfect for short- or long-term motorcycle battery charging needs. 4-bank charging station can charge and maintain up to 4 batteries at once. Selectable charge options provide optimal charging for Harley-Davidson® Lithium LiFe or AGM Lead-Acid batteries. Can be used to charge 12 volt and 6 volt batteries. Can be used with existing Harley-Davidson® battery charging cords - no additional charging cords needed. Maximum charge rate of 2 amp. Harley-Davidson tested and validated. Backed by a 5-year limited warranty

66000319

C. 5.0 AMP DUAL-MODE BATTERY CHARGER

This fully-automatic Harley-Davidson® Dual-Mode Battery Charger is perfect for short- or long-term motorcycle battery charging needs. Selectable charge options provide optimal charging for Harley-Davidson® Lithium LiFe or AGM Lead-Acid batteries Can be used to charge 12 volt and 6 volt batteries. Can be used with existing Harley-Davidson® battery charging cords - no additional charging cords needed. Features repair mode for AGM batteries. Maximum charge rate of 5.0 amp. Harley-Davidson tested and validated. Backed by a 5-year limited warranty .

66000309

For use within the United States, Canada, Mexico and South America

66000313

For use within Europe, Middle East and Asia

66000310

For use within the United Kingdom

66000312

For use within Australia

668 GARAGE

Charging Accessories

A. HOG™ BOOSTER PORTABLE BATTERY PACK

Think of it as a kick start for your weak battery. This lightweight, compact lithium powered battery pack is ready and waiting to jolt your battery back to life. Small enough to fit in your saddle-bag or backpack, this 1000 amp portable battery pack will restart your motorcycle in seconds. The HOG® Booster easily connects to your motorcycle battery with high-quality alligator clips, and the sparkproof and reverse polarity protected connections help protect your bike's electrical system.

The HOG Booster's internal lithium battery can be recharged anywhere—from a wall outlet using your cell phone charging block, from your computer's USB port or from a 12V power outlet (with the included adapter). A fully charged HOG Blaster will start up to 20 dead batteries. HOG Booster can also power and charge USB devices like cell phones and cameras to keep you in touch while on the road. The HOG Blaster also features a built-in 100 lumen flashlight with high, low and strobing SOS modes so you have a light source when you need it.

Complete kit includes HOG Booster unit, high-quality alligator clips and cables, 12V/cigarette lighter adaptor, handy storage bag and easy-to-read instruction manual.

Technical Data:
Internal Battery = Lithium Ion
Peak Current Rating = 1000A
Joules = 7000J
Micro USB (Input) = 5V, 2.1A
USB (output) = 5V, 2.1A
Weight = 2.4 lbs.
Flashlight Lumens = 100
USB Charger Rating = .5A–12 hrs; 1A–6 hrs; 2A–3 hrs.

66000130	For US and Canada markets.
66000147	For Europe, Middle East, Africa, Asia Pacific markets.

B. BATTERY BOOSTER TRAVEL CASE

This durable and rugged case will make it easy to transport and protect your Harley-Davidson Booster Portable Battery Pack (high-quality alligator clips and cables, 12V/Cigarette lighter adaptor and USB cable) wherever your travels will take you. Designed for Booster Portable Battery Pack P/N 66000130 or 66000147 (sold separately).

66000347

C. BATTERY CHARGING HARNESS WITH LED CHARGE INDICATOR

This Battery Charging Harness features an integrated LED indicator light that illuminates when your battery voltage drops to a level that requires charging. Just attach the ring terminals to your battery and route the harness for easy access to the plug connector. When the LED glows, it's time to connect the bike to a Harley-Davidson® Battery Charger. Compatible with all Harley-Davidson Battery Chargers, the harness features in-line 7.5 amp fuse protection, and the plug connector is protected with a weather-shield cap when not in use.

66000005
For use with Harley-Davidson 12-volt batteries.

D. BATTERY CHARGING HARNESS

Heavy-duty Battery Charging Harness with ring terminals and in-line 7.5 amp fuse protection for attachment to a Harley-Davidson 12-volt battery. The wiring harness utilizes a plug connector that is compatible with all Harley-Davidson Battery Chargers equipped with black connectors. The ring terminals are attached to the battery with the harness routed to allow access for the plug connector attachment to a H-D® Battery Charger. The harness plug connector is protected with an attached weather-shield cap when not in use.

94624-97B
For use with Harley-Davidson 12-volt batteries.

E. BATTERY CHARGING EXTENSION LEAD

Low-loss leads feature the same quick-disconnect 2-prong plugs as found on the charger unit and the available charging harnesses.

For use with most Harley-Davidson Battery Chargers.	
99821-09	12.5'
99828-09	25'



A. HOG BOOSTER PORTABLE BATTERY PACK



B. BATTERY BOOSTER TRAVEL CASE



C. BATTERY CHARGING HARNESS WITH LED CHARGE INDICATOR



D. BATTERY CHARGING HARNESS



E. BATTERY CHARGING EXTENSION LEAD

GARAGE 669

Batteries

F. LITHIUM LIFE BATTERIES

Power up with lithium Life battery technology, offering unequalled cranking power and a significant weight reduction over an AGM lead acid battery. Quality and performance backed by a 5-year limited warranty. A drop-in replacement for the Original Equipment battery with no fit adaptor or foam blocks required. Up to twice the life span of AGM lead acid battery*. When disconnected from the motorcycle a lithium battery will maintain its charge without maintenance for up to 12 months. The internal solid-state Battery Management System automatically detects over/under charging for more-reliable starting performance and protects the battery from deep discharge, over voltage and over temperature. For optimal charging, use a Harley-Davidson® Dual Mode Battery Charger (sold separately).

*Follow storage instructions for optimal service life
Note: Lithium batteries are not for everyone as they differ from AGM in terms of powering certain accessories or bikes that have been heavily modified from stock configurations. Be sure to ask your H-D® dealer if a Lithium battery is right for your application and use.

66000301	4AH Fits '15-later XG, '04-later XL and '08-'13 XR models.
66000302	7AH Fits '07-'17 VRSC™ (except '07 VRSCR), '97-'03 XL, '97-'17 Dyna®, '97-later Softail® models.
66000303	8AH Fits '04-later Touring (except '23-later FLHXSE, FLTRXSE and '24-later FLHX, FLTRX and FLTRXSTSE) and '09-later Trike models.

G. H-D® AGM BATTERIES

Fits '07-'17 VRSC (except '07 VRSCR), '97-'03 XL, and '97-'17 Dyna and '97-later Softail models. Also fits Buell™ S1, S3/T, M2, and X1 models.

65989-97E	Dual (Top and Side) Terminal Design.
66000207A	International.

Fits '97-later Touring and '09-later Trike models.

66010-97E	Dual (Top and Side) Terminal Design.
66000212A	International.

Fits '15-later XG, '21-later Revolution® Max,'04-later XL and '08-'12 XR models. Also fits Buell 1125R/CR models.

65958-04C	Dual (Top and Side) Terminal Design.
66000208A	International.

Fits '02-'06 VRSC and '07 VRSCR models. Also fits Buell XB and Blast models.

65948-00C	
66000206A	International.

Fits '77-'78 XLCR, '79-'96 XL, '73-'94 electric start FX and FXR, '99-'00 FXR and '84-'90 Softail models. Replaces P/Ns 65991-82A and 65991-75C. Also fits Buell S2/T Thunderbolt™ models.

65991-82B	
66000209	International.

Fits '80-'96 FLHR, FLHT and FLT Touring models.

66010-82B	
66000210	International.

Fits '91-'96 Dyna and Softail models

65989-90B	
66000211	International.

NOTE: Battery dimensions of Harley-Davidson AGM Batteries P/N 65989-97C, 65989-90B and 65991-82B may not allow use of accessory side covers on XL and Dyna models.

CONVENTIONAL BATTERIES* (not shown)	
66006-29F	6V. Fits '64-earlier FL and '63-earlier GE models.

Also available:
H-D® ELECTRICAL CONTACT LUBRICANT (not shown)
Ideal for use on multi-pin connectors, bulb bases and battery terminals, this specially formulated Electrical Contact Lubricant offers excellent film strength that is resistant to water (including salt water). Safe for use on tin, nickel, copper, brass, gold and silver contacts, and the formula is compatible with electrical connector plastics and elastomers.

11300004	1 oz (28 g) Tube.
----------	-------------------



F. LITHIUM LIFE BATTERIES



Motorcycle batteries built and rigorously tested to Harley-Davidson's exacting requirements. H-D® AGM battery ratings are determined by the strict regulations and testing of the Battery Council International.

! WARNING: Battery posts, terminals and related accessories contain lead compounds, chemicals known to the State of California to cause cancer and birth defects.

G. H-D AGM BATTERIES

670 GARAGE

Tools

A. ALL-IN-ONE FOLDING TOOL

This kit is the ideal traveling companion. This compact folding tool is equipped to perform the basic on-the-road service functions on most late-model Harley-Davidson® motorcycles. Large comfortable handle with a soft grip adds leverage, and holds the foldaway tools. Tool selection: Torx® bits – T27, T40; Hex Bits – 3/32, 1/4, 3/8; Screwdriver Bits – Phillips, slotted; Open end wrenches (2) – 9/16, 1/2, 10mm. Kit includes nylon pouch with hook-and-loop closure and Bar & Shield logo.

94435-10
Fits '02-later models (except VRSC™, XG RA1250 and RA1250S models).

B. 8-IN-1 SCREWDRIVER

Ideal tool for most of the screws on H-D® products. The unique 8-in-1 design conveniently stores all fittings within handle. Included are #40, 30, 27 and 25 Torx, #2 and 3 Phillips and 2 slotted driver bits. Quality engineered by Snap-On® with lifetime guarantee against breakage.

94669-00

C. COMBINATION AXLE WRENCH

Individual combination front and rear axle wrenches available for your model.

94697-08 .9375 & 36mm.
Fits '08-'17 Dyna®, '08-later Softail® and Touring models.

D. SHOCK ADJUSTMENT SPANNER

The Universal Spanner is small enough to carry in a H-D® Tool Kit, and is designed to adjust the spring load on all mechanically adjustable H-D rear shock absorbers.

94448-82B
For use on models with mechanically adjustable H-D rear shock absorbers. Does not fit XG500, XG750, XR, '16-later XL, XL models equipped with Premium Emulsion Shocks P/N 54000076, 54000077 or Dyna models with Premium Emulsion Shocks P/N 54000066.

E. BELT TENSION TESTER TOOL

Use to check tension on secondary belt.

40006-85

F. STAINLESS STEEL TRAYS WITH MAGNETIC BASE

Convenient storage tray with a magnetic base secures small metallic parts during maintenance. Use it horizontally, vertically or upside down. The magnetic base is covered with a protective coating to prevent damage to surface finishes.

94793-01 6 Diameter.



A. ALL-IN-ONE FOLDING TOOL



B. 8-IN-1 SCREWDRIVER



C. COMBINATION AXLE WRENCH



D. SHOCK ADJUSTMENT SPANNER



E. BELT TENSION TESTER TOOL



F. STAINLESS STEEL TRAYS WITH MAGNETIC BASE

GARAGE 671

Tools

G. HARLEY-DAVIDSON® PREMIUM TOOL KIT

This Premium Harley-Davidson® branded Tool Kit features all the tools you need for common maintenance on your motorcycle. The heavy-duty tools are conveniently secured in a hinged carrying case, and lock in place for simple organization. Tools feature large, easy-to-read size indicators, and are stamped with the classic Harley-Davidson script. Lifetime warranty.

64-Piece Kit includes:

- 1 – Quick-Release Ratchet (3/8 Drive)
- 1 – 3 Extension (3/8 Drive)
- 1 – 6 Extension (3/8 Drive)
- 1 – Universal Joint (3/8 Drive)
- 11 – SAE Deep Sockets 3/8 – 1 (3/8 Drive)
- 8 – Metric Deep Sockets 10mm – 17mm (3/8 Drive)
- 1 – Spark Plug Socket 5/8 (3/8 Drive)
- 6 – Hex Sockets 1/8 – 3/8 (3/8 Drive)
- 6 – Torx® Sockets T25-T50 (3/8 Drive)
- 2 – Spinner Handle (1/4 Drive) with Adaptor
- 6 – Bits (Slotted, Phillips, Torx)
- 9 – SAE Combination Wrenches 1/4 – 3/4
- 8 – Metric Combination Wrenches 8mm – 17mm
- 1 – Diagonal Pliers – 7
- 1 – Slip Joint Pliers – 8
- 1 – Needle Nose Pliers – 8

14900033

H. HARLEY-DAVIDSON/SNAP-ON® TOOL KITS

These tool kits were developed specifically for Harley-Davidson by Snap-On® to perform the most functions with the least amount of tools and weight. Provides all the right tools, without compromising quality or damaging your motorcycle's hardware. Lifetime warranty.

H-D®/Snap-On Compact Tool Kit
Designed to provide the most tools in the least amount of space, this tool kit rolls into a compact pouch for easy transport.

94684-00A
For use with '00-later models (except VRSC™, XG and FXR4).

I. HARLEY-DAVIDSON TOOL KIT

This is the ideal carry-along tool kit for your Harley-Davidson motorcycle. The kit was developed to perform most service functions and weigh as little as possible to keep your load light.

94819-02
For use with '86-later XL, '08-'13 XR, '99-'17 Dyna®, and '99-later Softail, Touring, and Trike models.

J. TOOL KIT FOR PAN AMERICA® MODELS

Provides tools necessary for external service and maintenance of your vehicle.

14900127
For use with '21-later Revolution® Max equipped models.



G. HARLEY-DAVIDSON PREMIUM TOOL KIT



H. H-D/SNAP-ON COMPACT TOOL KIT ('00-LATER MODELS SHOWN)



I. HARLEY-DAVIDSON TOOL KIT



J. TOOL KIT FOR PAN AMERICA MODELS

672 GARAGE

Air Filters

A. HARLEY-DAVIDSON® ORIGINAL EQUIPMENT AIR FILTER ELEMENTS

Late-model pleated paper type elements with aluminum back plates.

29400078
Fits '15-'20 XG models (except XG750A).

29331-04
Fits '04-'13 XL models with oval air cleaner assembly.

29400015
Fits '14-later XL models with round air cleaner cover.

29377-08 Fits '08-'12 XR models.

29437-01A Fits '02-'17 VRSC™ models.

29400042
Fits '99-'06 carbureted Twin Cam equipped models, '01-'15 EFI Softail® (except '08-'11 FLSTSB, '11-later FXS, '12-later FLS and '13-later FXDB) and '02-'07 EFI Touring and Dyna® models.

29633-08 Fits '08-'13 Touring and Trike models.

29400267
Fits '18-later FLFBS, FLHCS, FXBRS and FXFBS and '17-later CVO™ Touring models with Milwaukee-Eight® engine and ventilator air cleaner.

29400248
Fits '18-later Softail® models (except FLFBS, FLHCS, FXBBS, FXBRS, FXFBS and FXLRS).

29400045
Fits '16-'17 Softail (except FLSTFBS) and '14-'16 Touring and Trike models.

29400212
Fits '17-later Touring and Trike models with Milwaukee-Eight engine and wedge-shaped air cleaner.

29191-08
Fits '08-'15 Dyna models with teardrop air cleaner.

29314-08
Fits '13-later FXDB, '12-'15 FLS, '08-'11 FLSTSB and '11-'13 FXS models.

29509-06 Fits '06-'10 FLHTCUSE models.

29462-99
Fits '99-'01 EFI Twin Cam models (except '01 Softail).

29291-95
Fits '95-'99 Evolution® 1340 equipped models with electronic fuel injection (EFI).

29259-91A
Fits '91-'95 Evolution 1340-equipped Dyna, FXR, Softail, and Touring models.

29331-96
Fits '88-'03 Evolution XL models.

29325-95A
Fits '95-'03 Evolution XL and 1340 models. (International models only. See your Dealer.)

B. SCREAMIN' EAGLE® AIR FILTERS

1. SCREAMIN' EAGLE HIGH-FLOW AIR FILTER – ROUND
This washable and reusable filter is a direct replacement for the original equipment filter and provides the same air flow performance as the original equipment.

29400428
Fits '21-later RA1250, RA1250S and RH1250S models.

2. SCREAMIN' EAGLE HIGH-FLOW AIR FILTER – HOMEPLATE
This washable and reusable filter provides 5 percent more air flow to the engine compared to the original equipment filter.

29400426
Fits '21-later RA1250, RA1250S and RH1250S models.

3. SCREAMIN' EAGLE EXTREME-FLOW AIR FILTER – PAN AMERICA®
This washable and reusable filter is specifically designed for off-road environments with off-road specific filter media. Provides 9 percent more air flow to the engine compared to the original equipment filter to allow the engine to breathe in all types of riding conditions. Clean, dry, and re-oil to reuse

29400427
Fits '21-later RA1250 and RA1250S models.



A. HARLEY-DAVIDSON ORIGINAL EQUIPMENT AIR FILTER ELEMENTS



A. XR1200 AIR FILTER ELEMENT



A. VRSC AIR FILTER ELEMENT



1



2



3

B. SCREAMIN' EAGLE AIR FILTERS



B. SCREAMIN' EAGLE HIGH-FLO K&N AIR FILTER ELEMENT



Also available in Black



Also available in Black



B. SCREAMIN' EAGLE HIGH-FLO K&N AIR FILTER ELEMENT – HEAVY BREATHER



11



12

B. SCREAMIN' EAGLE HIGH-FLO K&N AIR FILTER ELEMENT – HEAVY BREATHER

GARAGE 673

Air Filters

B. SCREAMIN' EAGLE® HIGH-FLO K&N® AIR FILTER ELEMENT

K&N® replacement air filters are engineered to improve airflow for increased horsepower and quicker acceleration. K&N filters provide excellent filtration, and because they are washable and reusable, you can clean the filter whenever conditions demand. Designed as direct replacements for specified fitments.

NOTE: These washable and rechargeable filters use a special coating to help filter fine particles from the incoming air. With time, the oil in the filter will dissipate and the element will begin to turn gray. Clean the surface and renew the original red color with an application of K&N Air Filter Care products.

1. 29400020 High-Flow–Multi-fit.
Fits '07-later XL, '99-'07 Dyna®, '00-'15 Softail® and '99-'07 Touring models equipped with High-Flow Air Cleaner Kits. Replacement for P/N 29442-99E.

1. 29400358 High-Flow – Multi-fit.
Fits '18-later Softail and '17-later Touring and Trike models equipped with round High-Flow Air Cleaner P/N 29400355 or 29400356.

2. 29400019 High-Flow–Touring.
Fits '16-'17 Softail and '08-'16 Touring and Trike models equipped with High-Flow Air Cleaner Kit. Replacement for P/N 29244-08.

3. 29400247 High-Flow – Wedge.
Fits '17-later Touring and Trike models equipped with Wedge High-Flow Air Cleaner Kit P/N 29400245 or 29400246.

4. 29400065 Extreme Billet.
Fits '15-later XG, '16-'17 Softail® and '08-'16 Touring and Trike models equipped with Extreme Billet Agitator and Chisel Air Cleaner Kits.

4. 29400118 Extreme Billet & Rail.
Fits '07-later XL, '08-'17 Dyna and '08-'15 Softail and models equipped with Extreme Billet Chisel and Agitator or Rail Collection Air Cleaner Kits.

4. 29400359 Extreme.
Fits '18-later Softail and '17-later Touring and Trike models equipped with round High-Flow Air Cleaner P/N 29400357.

5. 29400109 Burst Collection.
Fits '08-'17 Dyna and Softail models, '08-'16 Touring and Trike models equipped with Burst Collection Air Cleaner Kits.

6. 29400022A Ventilator–Multi-fit.
Fits models equipped with Twin-Cam Ventilator and Extreme Billet Ventilator Performance Air Cleaner Kits. Replacement for P/N 29670-09.

7. 29400293 Ventilator.
Fits '18-later Softail, '17-later Touring and Trike models equipped with Ventilator Air Cleaner P/N 29400298 or 29400299.

8. 29424-05B Heavy Breather–Multi-fit, Chrome.
Fits models equipped with Heavy Breather Kit P/N 29098-09, 29299-08, 29080-09 or 29264-08.

8. 29702-08B Heavy Breather–Touring, Chrome.
Fits models equipped with Heavy Breather Kit P/N 29006-09B, 29253-08B, 29000065 or 29400105.

8. 29400297 Heavy Breather–Touring, Black.
Fits '16-'17 FXDLS and models equipped with Heavy Breather Kit P/N 29006-09B, 29253-08B, 29000065 or 29400105.

9. 28714-10 Heavy Breather–Compact, Chrome.
Fits '08-'16 Touring and Trike models equipped with Compact Heavy Breather Kit P/N 28716-10A.

10. 29400141 Heavy Breather Elite, Chrome.
Fits models equipped with Screamin' Eagle® Heavy Breather Elite Performance Air Cleaner Kit P/N 29400407 and 29400406.

10. 27300139 Heavy Breather Elite, Black.
Fits Replacement air filter for models equipped with Screamin' Eagle Heavy Breather Elite Performance Air Cleaner Kit P/N 29400285.

11. 29400276 Heavy Breather, Black.
Fits '18-later Softail, '17-later Touring and Trike models equipped with Heavy Breather Air Cleaner P/N 29400263 or 29400264.

12. 29400275 Heavy Breather, Chrome.
Fits '18-later Softail, '17-later Touring and Trike models equipped with Heavy Breather Air Cleaner P/N 29400263 or 29400264.

674 GARAGE

Spark Plugs

A. SCREAMIN' EAGLE® PERFORMANCE SPARK PLUGS

Screamin' Eagle® Spark Plugs feature double platinum coating for superior erosion resistance and extended life. The V trimmed ground electrode reduces shrouding of the flame front to promote flame propagation, and the fine wire center electrode enhances startups and ignitability. Screamin' Eagle Plugs feature Ribbed Core Technology (RCT) that provides resistance to fouling, and are designed with Original Equipment-style noise suppression to prevent electrical interference with radios and CB communication equipment. Works great in racing applications where rich air/fuel conditions are required. Unique style with Screamin' Eagle logo. Sold in pairs.

Standard Compression Applications
Designed for modified engines including performance carburetors, high-flow air cleaners, camshafts, exhaust systems and ignition systems in conjunction with stock compression ratios.

31600106 Standard Compression Applications.
Fits '99-'17 Twin Cam-equipped models, and '86-later Evolution® Sportster® 883, 1100 and 1200 models.

31600085 Standard Compression Applications.
Fits '15-'20 XG models and '17-later Milwaukee-Eight® engine equipped models.

High Compression Applications
These plugs are designed for high-performance applications involving modifications in high-flow air cleaners, camshafts, exhaust, performance heads, ignition components, higher compression ratios above Original Equipment configurations or engines specific for racing applications.

31600105 High Compression Applications.
Fits '99-'17 Twin Cam-equipped models. '86-later XL and XR and Evolution® 1340 models equipped with Screamin' Eagle Performance Cylinder Heads.

B. HARLEY-DAVIDSON® GOLD SPARK PLUGS

A special thread and shell coating ensures quick and easy removal from aluminum heads and resists corrosion. A gold palladium insert extends life and improves resistance to corrosion. The tapered tip provides better spark exposure to air/fuel mixture and allows the mixture to flow more easily through gap area for maximum combustibility. Fouling resistance is improved with smaller diameter center electrode wire and insulator tip. Plus, a copper-cored ground electrode runs cooler for extended life.

32365-04 (6R12G)
Fits '86-later XL and '99-'17 Twin Cam-equipped models or use in place of No. 6R12.

32367-04 (5R6AG)
Fits later '78-'84 Shovelhead and '84-'99 Evolution 1340-equipped models or use in place of Nos. 5R6A and 5RL.

27794-08 (10R12X)
Fits '08-'12 XR models.

C. HARLEY-DAVIDSON® ORIGINAL EQUIPMENT SPARK PLUGS

32335-04 (10R12A)
Fits '02-'17 VRSC™ models.

31600012 (6R10)
Fits '15-'20 XG models and '17-later Milwaukee-Eight engine equipped models.


32342-04 (5R6A)
Fits later '78-'84 Shovelhead and '84-'99 Evolution 1340-equipped models.

32362-04A (6R12)
Fits '86-later Evolution-equipped XL models and '99-'17 Twin Cam-equipped models.

32338-04 (4R5) Fits '71-'85 Sportster.

32336-04 (4R)
Fits '54-'56 KH, '57-'70 XL-900, '71-'85 Iron Sportster and '48-'74 FX and FLH models.

32337-04 (3-4) Fits '48-'74 FLH/FX.



A. SCREAMIN' EAGLE PERFORMANCE SPARK PLUG



B. HARLEY-DAVIDSON GOLD SPARK PLUGS



C. HARLEY-DAVIDSON ORIGINAL EQUIPMENT SPARK PLUGS



D. H-D ORIGINAL EQUIPMENT BRAKE PADS

GARAGE 675

Brake Pads

D. H-D® ORIGINAL EQUIPMENT BRAKE PADS

Front	
41300169	Front. Fits '16-'20 XG models (Left Side on XG750A).
41300196	Front. Fits '17-'20 XG750A models (Right Side).
42897-08	Front. Fits '08-'17 VRSC™ models.
42897-06A	Front. Fits '06-'07 VRSC models.
41300004	Front. Fits '14-later XL models.
42831-04A	Front. Fits '04-'13 XL models.
42739-08	Front. Fits '08-'13 XR models.
46363-11	Front. Fits '12-'17 Dyna® and '11-'14 Softail® (except Springer™) models.
41300102	Front. Fits '15-later Softail models.
44082-08	Front. Fits '08-'11 Dyna and '08-'10 Softail (except Springer) models.
41854-08	Front. Fits '18-later Softail®, '17-later Touring (except '23-later FLHXSE and FLTRXSE and '24-later FLHX, FLTRX and FLTRXSTSE) and '04-'22 XL models.
44063-83D	Front. Fits '84-'99 XL, '84-'86 FX, '84-'99 FXR, '91-'99 Dyna, '00-later Springer, '84-'99 Softail and '84-'99 FLHR, FLHT and FLT models.
41300027	Front. Fits '14-'18 Trike models.
Front & Rear	
41300072	Front/Rear. Fits '15 XG models
44082-00E	Front/Rear. Fits front and rear brakes on '00-'05 VRSC, '00-'03 XL and '00-'07 Dyna, Softail and Touring models (except front brakes on FXSTS and FLSTS Springer). Does not fit '06-'07 rear brakes on FLSTFSE, FXST, FXSTB and FXSTS models.
Rear	
41300161	Rear. Fits '16-'20 XG models.
42850-06B	Rear. Fits '06-'17 VRSC models.
41300053	Rear. Fits '14-later XL models.
42029-07	Rear. Fits '07-'13 XL models.
42836-04A	Rear. Fits '04-'06 XL models.
42310-08	Rear. Fits '08-'13 XR models.
41300197	Rear. Fits '18-later Softail models.
42298-08	Rear. Fits '08-'17 Dyna and Softail models.
44209-87D	Rear. Fits later '87-'99 XL, FXR, Softail and '91-'99 Dyna models.
41852-08B	Rear. Fits '08-later Touring models. Does not fit Trike models.
43957-86F	Rear. Fits '86-'99 FLHR, FLHS, FLHT and FLT models.
41300033	Rear. Fits '14-'18 Trike models.
83911-09B	Rear. Fits '09-'13 Trike models.
41300214	Rear. Fits '19-later Trike models.

676 GARAGE

Tire Accessories

A. MOTORCYCLE TIRE PRESSURE MONITORING SYSTEM

Proper tire pressure is critical to the operation of your motorcycle. The Harley-Davidson® Tire Pressure Monitoring System (TPMS) takes the hassle out of monitoring your vehicle's front and rear tire pressure manually. The TPMS alerts the rider to low tire pressure as soon as the vehicle is started. While riding, receive low-pressure alerts via your H-D® Speedo/Tach or via the H-D™ Connect mobile app.

42300124A
Fits '20-later Touring models (except FLHXSE, FLTRXSE Japan models and Trike models) equipped with Original Equipment or Accessory wheels that accept a 90 degree TPMS sensor. Fits '21-later RA1250 and RA1250S models (except Japan) with Cast Wheels.

B. TIRE PRESSURE GAUGE AND FILL VALVE

Simplify checking the air pressure level and filling the tires on your motorcycle. This Tire Pressure Gauge features an 18 flexible hose and 2-way air chuck with both a 45° fill port and a unique side fill port that provides easy straight-in access to hard-to-reach motorcycle valve stems. The dual-range instant-read gauge measures pressures from 0-60 psi and 0-400 kPa, and is protected from impact and abrasion by a thick rubber collar. Designed to fit an air compressor with a standard 1/4 quick-disconnect coupler, this gauge allows you to check the pressure and fill the tire without removing the chuck from the tire. Just apply the chuck to the valve stem, read the pressure and add air by depressing the comfortable trigger lever. And for checking tire pressure on the road, you can use this tool like any standard tire gauge.

12700096A

C. COMPACT AIR COMPRESSOR WITH LIGHT

Correct tire pressure is crucial to safe operation and long tire life, but checking the pressure, finding a gas station with a working air pump and filling the tire is a chore that many of us ignore. The Compact Air Compressor is designed to simplify this necessary procedure. The compact, lightweight 12V pump is designed for life on the road. The all-in-one pump plugs into your bike's battery charging harness, and features a built-in 0-160 psi pressure gauge and bright LED work light. The 11 air hose and 6' fuse-protected power cord easily reach the front and rear wheels, and are stored in convenient compartments when not in use. The lightweight pump features durable, impact-resistant construction, and is small enough to fit easily in a saddlebag or strap-on luggage. Kit includes pump, valve stem extension and nylon carrying bag.

12700020




A. MOTORCYCLE TIRE PRESSURE MONITORING SYSTEM



B. TIRE PRESSURE GAUGE AND FILL VALVE



C. COMPACT AIR COMPRESSOR WITH LIGHT



D. VALVE STEM EXTENSION



E. COMPACT TIRE GAUGE AND TREAD DEPTH INDICATOR WITH STAINLESS STEEL LEAD



F. DIGITAL TIRE PRESSURE GAUGE



G. TIRE GAUGE AND TREAD DEPTH INDICATOR WITH EMBOSSED LEATHER POUCH

GARAGE 677

Tire Accessories

D. VALVE STEM EXTENSION

Sometimes there's just not enough space around the tire's valve stem for the gas station air chuck and hose to reach. Brake rotors, sprockets and saddlebags get in the way and keep the air chuck from making an airtight seal. When that happens, this Valve Stem Extension provides easy access. Simply screw the extension in place on the stem, fill the tire to the proper pressure, remove the extension and replace the valve stem cap. Then toss the extension in your saddlebag or tool roll for the next time.

42300009

E. COMPACT TIRE GAUGE AND TREAD DEPTH INDICATOR DEPTH INDICATOR

Combination dial air pressure and tread depth gauge provides easy access to the valve stem. A durable internal diaphragm provides accurate air pressure readings with a dual range indicator for 0-60 psi and 0-400 kPa readings. The pressure relief valve is activated by a push button to eliminate inner gauge air pressure after use. The integrated tire tread depth gauge features a dual-range color-coded indicator, calibrated in 1/32 (0-14/32) and millimeters (0-11mm), for monitoring tread wear. A protective rubber boot covers the housing to protect the gauge from impact and abrasion.

75137-98B
Compact with braided stainless steel lead.

F. DIGITAL TIRE PRESSURE GAUGE

Back-lit Digital Tire Pressure Gauge is easy to read at any time of day. Providing accurate pressure readings in 0.50 psi increments up to 60 psi. Scale can be changed to read psi, bar, Kg or kPa pressure with the touch of a button. This versatile gauge features a 12 braided line and 90 degree angle chuck for easy access to valve stems, and a tough rubber jacket to protect the gauge from damage. Batteries are included.

75158-10

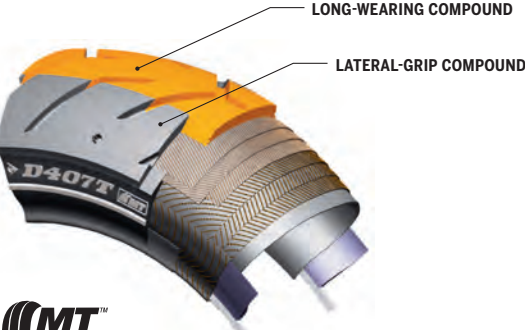
G. TIRE GAUGE AND TREAD DEPTH INDICATOR WITH EMBOSSED LEATHER POUCH
Chrome-plated steel gauge housing with Harley-Davidson script and 90 degree air chuck. Dual range indicator for air pressure and tire tread depth readings. Calibrated for 10-50 psi and 0-32/32 tread depth readings. Rotate the indicator shaft 90 degrees in the housing for 70-345 kPa and 0-30mm tread depth readings. Complete with a Bar & Shield logo embossed leather pouch.

75110-98B

DUNLOP® HARLEY-DAVIDSON®

Since 1984, Dunlop® Tires has provided Original Equipment and service replacement tires for Harley-Davidson® motorcycles. Dunlop is recognized as the world-leader in motorcycle tire design, engineering and manufacturing excellence.

DUNLOP® HARLEY-DAVIDSON® TIRE SERIES



Dunlop D407T and D401T tires feature MT Multi-Tread™ technology that pairs a long-wearing center compound with a high-grip side compound for improved ride, handling and tread life.

Refer to H-D.com/shop for tire fitments or see your Dealer.

DUNLOP® HARLEY-DAVIDSON®
D408F TOURING TIRE



DUNLOP® · HARLEY-DAVIDSON® TIRES

D407/D407T/D408 TOURING

The D407/D408 tire is constructed for '09-later FL Touring, select Softail® and specific Custom Vehicle Operations™ (CVO™) models and is available exclusively through Harley-Davidson® Dealers. The FL Touring rear tires feature Dunlop's advanced MT Multi-Tread™ technology.

- Tire features bold Harley-Davidson script on the sidewall.
- MT Multi-Tread rear tire incorporates a tough tread compound in the center that runs cooler to provide stability, excellent traction under braking and long life and to each side is a section of lateral-grip compound that enhances traction at higher lean angles for great grip while cornering.
- Reinforced multi-layer tire carcass gives the tire strength for long life and provides stability at highway speeds and maximum lean angles.
- Bold, angled lateral grooves in the tread pattern evacuate water from the contact patch on wet roads.
- The D407/D408 is available in blackwall, slim white and wide white sidewall styles.
- The D407T is only available in blackwall style.



Blackwall

Slim Whitewall



Blackwall

Slim Whitewall

Wide Whitewall

Engraved Wide Whitewall

D402 TOURING

Built with a three-ply polyester casing with two fiberglass belts, the D402 offers greater load-carrying capacity and stability.

- Computer-optimized tread profile with offset center groove improves rider confidence over rain grooves and steel-grated bridges, while reducing cupping for even wear.
- The D402 is available in blackwall, slim whitewall, wide whitewall and engraved wide whitewall styles.



Blackwall

Wide Whitewall

Blackwall

Blackwall

D401/D401T CRUISER

An advanced tread pattern and specifically formulated compound deliver outstanding grip in wet or dry weather and provide long tire life.

- D401 tires use bias or bias-belted construction and incorporate a computer-optimized tread profile to reduce cupping for even wear.

GT502 PERFORMANCE

GT502 Performance Tires feature an optimized profile, contact patch and compound for superior grip in dry conditions, with solid grip during wet weather riding conditions.

SIGNATURE SERIES

Signature Series Tires are packed with features for responsive handling and confident cornering to tighten the connection between you and the road.

MICHELIN® TIRES

Since 1889, Michelin® has been a leader in the tire industry. From introducing the world's first radial tire in 1946, to being the first to use radial motorcycle tires in race competition, Michelin has demonstrated its dedication to producing some of the world's most innovative tire products. A leader in racing technology, Michelin researches, tests and develops tire solutions in the most demanding form of racing competition. Harley-Davidson® motorcycle riders benefit from that technology, as Michelin transfers track technology into Harley-Davidson motorcycle riding confidence and performance.



MICHELIN
SCORCHER® 31
BLACKWALL

Refer to H-D.com/shop for tire fitments or see your Dealer.



MICHELIN® · HARLEY-DAVIDSON® TIRES

MICHELIN® SCORCHER® TIRES

Made exclusively for Harley-Davidson

The Scorchers is the first Michelin®-Harley-Davidson® co-branded tire, with a bold Harley-Davidson script on the sidewall. Featuring an exceptional combination of durability, comfort and handling. The Scorchers 11 and Scorchers 31 are factory-installed on many models, and can be installed as a replacement tire on other specified models.

- **Rear Tire Architecture:**
Provides stability, great handling, plus comfort.
- **3 Polyester Carcass Plies:**
Strong and supple casing for comfort on long rides.
- **2 Aramid Belt Plies:**
Maintains consistent contact patch for a long and even wear life.



MICHELIN *Scorchers* 31

- Remarkable Grip:**
Innovative rubber compounds, incorporating know-how derived from Michelin's decades of road-racing experience, provide remarkable grip on both wet and dry roads.
- Exceptional Comfort and Handling:**
The supple casing design and profile of MICHELIN® Scorchers® 31 tires promote rock-solid handling on winding roads.
- Long Mileage:**
Michelin carbon black- enriched rubber compounds promote excellent durability without compromising performance.

MICHELIN *Scorchers* 11

- Outstanding Grip:**
Semi-slick tread pattern maximizes the contact patch for excellent adhesion on dry roads. Optimized tread groove design efficiently evacuates water for dependable wet grip.
- Excellent Tread Life:**
Derived from Michelin's championship-winning racing tires, newly developed rubber compounds combine durability and high performance.
- Precise Handling:**
The latest generation of Michelin radial technology allows for easy maneuverability and impressive agility.



ORIGINAL EQUIPMENT AND RECOMMENDED REPLACEMENT TIRES

MODEL FITMENT	STOCK OR OPTIONAL FITMENT	TREAD	SIZE	RIM SIZE IN INCHES	SIDEWALL STYLE	PART NUMBER	PRICE
SPORTSTER® - FRONT							
DUNLOP® HARLEY-DAVIDSON® PERFORMANCE TIRES							
'96-'03 XL1200 Sport	Stock	GT502F	100/90-19	2.15 x 19	BW	40554-04A	
'04-'22 XL (except XL Custom, XL1200X, XL1200CX, XL1200V, XR1200/X, XL1200T, XL1200XS, or '11-'22 XL883L)	Optional						
Requires installation of matching GT502 Rear Tire P/N 40555-04A"							
'16-'22 XL1200CX	Stock						
'99-'09 XL883C	Optional	GT502F	80/90-21	2.15 x 21	BW	43117-09	
'96-'10 XL1200C							

DUNLOP HARLEY-DAVIDSON TIRE SERIES							
'10-'22 XL1200X	Stock '10	D402F	MT90B16	3.00 x 16	BW	43022-91A	
'04-'22 XL (except XL Custom, XL1200X, XL1200CX, XL1200V, XR1200/X, XL1200T, XL1200XS, XL1200NS or '11-'22 XL883L)	(BW) Stock '04-'10	D401F	100/90-19	2.15 x 19	WWW	55193-10	
					BW	43100063	
'91-'09 XL883, XL883R, XL883 Hugger™ (except XL Custom)	Stock	D401F	100/90-19	2.15 x 19	BW	43100063	
'88-'03 XL1200 (except XL Custom, XL Sport)							
'83-'84 XR1000							
'96-'10 XL883C, XL1200C		D402F	MH90-21	2.15 x 21	BW	43104-93A	
'12-'16 XL1200V		D402F	MH90-21	2.15 x 21	MWW	43100004	


MICHELIN® HARLEY-DAVIDSON TIRE SERIES							
'11-'22 XL1200C	Stock '11-later	SCORCHER 31	130/90B16	3.00 x 16	BW	55035-11A	
'18-'22 XL1200XS							
'10-'22 XL1200X							
'11-'22 XL883L	Stock	SCORCHER 11F	120/70ZR18	3.50 x 18	BW	40879-11A	
'08-'13 XR1200/X	Stock '12-'13						
'14-'22 XL1200T	Stock	SCORCHER 11T	120/70ZR18	3.50 x 18	BW	43100021A	
'04-'22 XL (except XL Custom, XL1200XS, XL1200X, XL1200CX, XL1200V, XR1200/X, XL1200T or '11-'22 XL883L)	Stock '11-later	SCORCHER 31	100/90B19	2.15 x 19	BW	43258-07B	
'12-'16 XL1200V	Optional	SCORCHER 31	80/90-21	2.15 x 21	BW	41036-12	
'04-'10 XL 883C							
'04-'10 XL 1200C							

SPORTSTER® - REAR

DUNLOP HARLEY-DAVIDSON PERFORMANCE TIRES							
'04-'22 XL (except XL1200XS, XL1200NS XL1200X, XL1200CX, XL1200V, XR1200/X, XL1200T '11-'22 XL883L or '11-'22 XL1200C). Installation on models with 19 front wheel requires installation of matching GT502F Front Tire P/N 40554-04A	Optional	GT502	150/80B16	3.00 x 16	BW	40555-04A	
'96-'03 XL1200 Sport	Stock	GT502	130/90B16	3.00 x 16	BW	40556-06A	
'16-'22 XL1200CX	Stock	GT502	150/70R18	4.25 x 18	BW	43200030	

DUNLOP HARLEY-DAVIDSON TIRE SERIES							
'04-'22 XL (except XL1200XS, XL1200NS, XL1200CX, XR1200/X, XL1200V, XL1200T, '11-'22 XL883L or '11-'22 XL1200C)	Stock '04-'10	D401	150/80B16	3.00 x 16	BW	43200063	
'04-'22 XL (except XL1200XS, XL1200NS XL1200CX, XL1200X, XL1200V, XR1200/X, XL1200T, '11-'22 XL883L or '11-'22 XL1200C)	Optional	D401	150/80B16	3.00 x 16	WWW	55192-10	
'12-'16 XL1200V	Stock	D401	150/80B16	3.00 x 16	MWW	43200007	
'81-'03 XL (except XL1200 Sport)	Stock	D401	150/80B16	3.00 x 16	BW	40565-91B	
'08-'13 XR1200/X	Stock '08-'11	D209HD	180/55ZR17	5.50 x 17	BW	43231-08	

Sidewall Style Key:
BW – Blackwall
SWW – Slim Whitewall
MWW – Medium Whitewall
WWW – Wide Whitewall
EWWW – Engraved Wide Whitewall

 WARNING: Use only Harley-Davidson approved tires. Using non-approved tires or mixing approved tires from different manufacturers on the same motorcycle, can adversely affect stability, which could result in death or serious injury.

ORIGINAL EQUIPMENT AND RECOMMENDED REPLACEMENT TIRES

MODEL FITMENT	STOCK OR OPTIONAL FITMENT	TREAD	SIZE	RIM SIZE IN INCHES	SIDEWALL STYLE	PART NUMBER	PRICE
SPORTSTER® - REAR CONTINUED							
MICHELIN® HARLEY-DAVIDSON® TIRE SERIES							
'04-'22 XL (except XL1200CX, XR1200/X, XL1200T or '11-'22 XL883L)	Stock '11-later (except XL1200V)	SCORCHER 31	150/80B16	3.00 x 16	BW	40878-11	
'11-'22 XL883L	Stock	SCORCHER 11	150/60ZR17	4.50 x 17	BW	43216-11	
'14-'22 XL1200T	Stock	Scorcher 11T	150/70ZR17	4.50 x 17	BW	43200026A	
'08-'13 XR1200/X	Stock '12-'13	SCORCHER 11	180/55ZR17	5.50 x 17	BW	43200011	

DYNA® – FRONT

DUNLOP® HARLEY-DAVIDSON PERFORMANCE TIRES							
02- '17 Dyna® (except FLD, FXDF, FXDFSE, FXDSE and FXDWG models)	Optional	GT502F	100/90-19	2.15 x 19	BW	40554-04A	
'00-'01 FXDX	Stock						
'93-'17 FXDWG	Stock '10-'11	GT502F	80/90-21	2.15 x 21	BW	43117-09	

DUNLOP HARLEY-DAVIDSON TIRE SERIES							
'08-'17 FXDF	Stock	D427F	130/90B16	3.00 x 16	BW	43218-08	
'09-'10 FXDFSE							
'12-'16 FLD	Stock	D402F	130/70B18	3.50 x 18	BW	43371-07A	
""'91-'17 Dyna models (except FLD, FXDF, FXDFSE , FXDSE and FXDWG models)"	Stock '91-'09	D401F	100/90-19	2.15 x 19	BW	43100063	
'84-'94 FXR (except FXLR, FXR2)	Stock						
'83-'92 FXRT	Stock						
'06-'17 Dyna models (except FLD, FXDF, FXDFSE, FXDSE and '10- '17 FXDWG)	Optional						
'06-'08 FXDWG	Optional	D402F	MH90-21	2.15 x 21	MWW	43100004	
'93-'08 FXDWG	Stock	D402F	MH90-21	2.15 x 21	BW	43104-93A	
'81-'86 FXWG							
'87-'94 FXLR							
'99 FXR2							
'07-'08 FXDSE							

MICHELIN HARLEY-DAVIDSON TIRE SERIES							
'02- '17 Dyna (except FLD, FXDF, FXDFSE, FXDSE and FXDWG models)	Stock '10- '17	SCORCHER 31	100/90B19	2.15 x 19	BW	43258-07B	
'10- '17 FXDWG	Stock '12- '17	SCORCHER 31	80/90-21	2.15 x 21	BW	41036-12	

DYNA® – REAR

DUNLOP HARLEY-DAVIDSON PERFORMANCE TIRES							
'00-'01 FXDX	Stock	GT502	150/80B16	3.00 x 16	BW	40555-04A	
'02-'05 Dyna	Optional						
'10- '17 FXDWG	Stock '10-'11	GT502	180/60B17	4.50 x 17	BW	43197-04B	
Replacement Tire for Harley-Davidson® Wide Tire Kits P/N 44075-04, 43705-06, 43768-06	Optional						

DUNLOP HARLEY-DAVIDSON TIRE SERIES							
'82-'00 FXR	Stock	D401	130/90B16	3.00 x 16	BW	40565-91B	
'82-'92 FXRT							
'91-'01 Dyna (except '00-'01 FXDX)							
'02-'05 Dyna		D401	150/80B16	3.00 x 16	BW	43200063	
'08-'17 FXDF		D427	180/70B16	5.00 x 16	BW	43228-08	
'09-'10 FXDFSE	Stock '06-'09	D407	170/60R17	4.50 x 17	BW	41998-07	
'07-'08 FXDSE							
06-'17 Dyna (except FLD, FXDF, FXDFSE, FXDSE and '10-later FXDWG)							
'12-'16 FLD							

MICHELIN HARLEY-DAVIDSON TIRE SERIES							
'06- '17 Dyna (except FLD, FXDF, FXDFSE, FXDSE and '10- '17 FXDWG)	Stock '10- '17	SCORCHER 31	160/70B17	4.50 x 17	BW	43250-07B	
'10- '17 FXDWG	Stock '12- '17	SCORCHER 31	180/60B17	4.50 x 17	BW	43200005	

MODEL FITMENT	STOCK OR OPTIONAL FITMENT	TREAD	SIZE	RIM SIZE IN INCHES	SIDEWALL STYLE	PART NUMBER	PRICE
SOFTAIL® – FRONT							
DUNLOP® HARLEY-DAVIDSON® PERFORMANCE TIRES							
'84-'07 FXST	Optional	GT502F	80/90-21	2.15 x 21	BW	43117-09	
'99-'07 FXSTB							
'86-'07 FXSTC							
'00-'07 FXSTD							
'88-'06 FXSTS							
DUNLOP HARLEY-DAVIDSON TIRE SERIES							
'18-later FLDE	WWW Stock	D402F D401F	MT90B16 130/90B16	3.00 x 16	WWW BW	43118-92A 43100029	
'18-later FLHC/S	BW Stock						
'18-later FLSL	BW Stock						
'18-'20 FXBB	Stock	D401F	110/90-19	2.50 x 19	BW	43100063	
'21-later FXBBS							
'20-later FXST	Stock	D429F	150/80B16	3.00 x 16	BW	43100039	
'18-later FXFB/S							
'18-later FXBR/S	Optional	D408F	130/60B21	3.50 x 21	BW	43100008	
'18-later FLSB	Optional	D408F	130/70B18	3.50 x 18	BW	44026-09A	
'19-later FXDRS	Optional	GT502F	120/70R19	3.00 x 19	BW	43100026	
'86-'10 FLST	BW Stock	D402F	MT90B16	3.00 x 16	WWW SWW BW	43118-92A 43115-91A 43022-91A	
'87-'17 FLSTC	BW Stock '87- '17 WWW Stock '09- '17						
'90-'06 FLSTF	BW Stock						
'93-'17 FLSTN	WWW Stock						
'97-'03 FLSTS	WWW Stock						
'05-'07 FLSTSC	BW Stock						
'08-'11 FLSTSB	BW Stock						
'14-'15 FLSTNSE	Stock	D402F	MT90B16	3.00 x 16	WWW	43118-92A	
'05 FLSTFSE	Stock	D402F	MT90B16	3.00 x 16	BW	43022-91A	
'12-'17 FLS							
'16-'17 FLSS							
'07-'17 FLSTF	Stock	D408F	140/75R17	3.50 x 17	BW	41474-06B	
'10-'16 FLSTFB							
'16-'17 FLSTFBS							
'06 FLSTFSE							
'10-'12 FLSTSE	Stock	D408F	130/70R18	3.50 x 18	BW	41999-07B	
'08-'09 FXSTSSE	Stock	D408F	90/90-19	2.15 x 19	BW	41566-08B	
'08-'09 FXCW							
'08-'11 FXCWC							
'16-'17 FXSE	Stock	D408F	130/60B19	3.50 x 19	BW	43100045	
'84-'07 FXST	Stock	D402F	MH90-21	2.15 x 21	BW	43104-93A	
'99-'07 FXSTB							
'86-'07 FXSTC							
'00-'07 FXSTD							
'03-'04 FXSTDSE							
'88-'06 FXSTS							
'07 FXSTSSE							
'11-'13 FXS							
'08-'15 FXST							
'08-'09 FXSTB	Stock	D408F	MH90-21	2.15 x 21	BW	43390-08A	
'08-'10 FXSTC							
'13-'17 FXSB, FXSBSE	Stock	D408F	130/60B21	3.50 x 21	BW	43100008	

Sidewall Style Key:
BW – Blackwall
SWW – Slim Whitewall

MWW – Medium Whitewall
WWW – Wide Whitewall
EWWW – Engraved Wide Whitewall



WARNING: Use only Harley-Davidson approved tires. Using non-approved tires or mixing approved tires from different manufacturers on the same motorcycle, can adversely affect stability, which could result in death or serious injury.

MODEL FITMENT	STOCK OR OPTIONAL FITMENT	TREAD	SIZE	RIM SIZE IN INCHES	SIDEWALL STYLE	PART NUMBER	PRICE
SOFTAIL® – FRONT CONTINUED							
MICHELIN® HARLEY-DAVIDSON® TIRE SERIES							
'18-later FLFB/S	Stock	SCORCHER 11	160/60R18	4.50 x 18	BW	43100037	
'18-later FXBR/S	Stock	SCORCHER 11	130/60B21	3.50 x 21	BW	43100035	
'18-later FXLR	Stock	SCORCHER 31	110/90B19	2.50 x 19	BW	43100038B	
'20-later FXLRS							
'22 FXRST							
'22-later FXLRST	Optional	SCORCHER 31	130/90B16	3.00 x 16	BW	55035-11A	
'18-later FLDE							
'18-later FLHC/S							
'18-later FLSL							
'18-'20 FXBB	Optional	SCORCHER 31	100/90B19	2.15 x 19	BW	43258-07B	
'21-later FXBBS							
'18-later FLSB	Stock	SCORCHER 31	130/70B18	3.50 x 18	BW	43100015A	
'19-later FXDRS	Stock	SCORCHER 11	120/70ZR19	3.00 x 19	BW	43213-11	
'07- '17 FLSTF	Optional	SCORCHER 11	140/75R17	3.50 x 17	BW	43100016	
'10- '16 FLSTFB							
'16- '17 FLSTFBS							
MODEL FITMENT	STOCK OR OPTIONAL FITMENT	TREAD	SIZE	RIM SIZE IN INCHES	SIDEWALL STYLE	PART NUMBER	PRICE
SOFTAIL® – REAR							
DUNLOP® HARLEY-DAVIDSON PERFORMANCE TIRES							
'03-'05 Softail® (except FXSTD, FLSTS)	Optional	GT502	150/80B16	3.00 x 16	BW	40555-04A	
Replacement tire for Harley-Davidson Wide Tire Kits P/N 43684-99A, 43685-00A, 44490-00A							
'04 FXSTDSE	Stock	GT502	180/60B17	4.50 x 17	BW	43197-04B	
DUNLOP HARLEY-DAVIDSON TIRE SERIES							
'18-later FLDE	WWW Stock	D402 D401T	MU85B16 150/80B16	3.00 x 16	WWW BW	43353-03 43200063	
'18-later FLHC/S	BW Stock						
'18-later FLSL	BW Stock						
'20-later FXBBS	Stock	D401T	150/80B16	3.00 x 16	BW	43200063	
'18-'20 FXBB							
'20-later FXST							
'18-later FXFB/S	Stock	D429	180/70B16	5.00 x 16	BW	43200039	
'18-later FXBR/S	Optional	D407	240/40R18	8.00 x 18	BW	41688-08A	
'18-later FLSB	Optional	D407T	180/65B16	5.00 x 16	BW	43200027	
'19-later FXDRS	Optional	D407	240/40R18	8.00 x 18	BW	41688-08A	
'87-'02 FLSTC	BW Stock	D402	MT90B16	3.00 x 16	WWW SWW BW	43119-92A 43114-91B 43102-91B	
'90-'02 FLSTF	BW Stock						
'97-'02 FLSTS	WWW Stock						
'93-'96 FLSTN	WWW Stock						
'86-'90 FLST	BW Stock						
'99-'02 FXST	BW Stock						
'95-'97 FXSTSB	BW Stock						
'95-'99 FXSTC	BW Stock						
'95-'02 FXSTS	BW Stock						
'99-'02 FXSTB	Stock	D402	MT90B16	3.00 x 16	BW	43102-91B	
'14-'15 FLSTNSE	Stock	D402	MU85B16	3.00 X 16	WWW	43353-03	
'05- '17 FLSTN	WWW Stock	D402	MU85B16	3.00 x 16	WWW BW	43353-03 43200001	
'03 FLSTS	WWW Stock						
'11-'13 FXS	BW Stock						

Sidewall Style Key:
BW – Blackwall
SWW – Slim Whitewall

MWW – Medium Whitewall
WWW – Wide Whitewall
EWWW – Engraved Wide Whitewall



WARNING: Use only Harley-Davidson approved tires. Using non-approved tires or mixing approved tires from different manufacturers on the same motorcycle, can adversely affect stability, which could result in death or serious injury.

ORIGINAL EQUIPMENT AND RECOMMENDED REPLACEMENT TIRES

ORIGINAL EQUIPMENT AND RECOMMENDED REPLACEMENT TIRES


MODEL FITMENT	STOCK OR OPTIONAL FITMENT	TREAD	SIZE	RIM SIZE IN INCHES	SIDEWALL STYLE	PART NUMBER	PRICE
SOFTAIL® – REAR CONTINUED							
DUNLOP® HARLEY-DAVIDSON® TIRE SERIES							
'12- '17 FLS	Stock	D402	MU85B16	3.00 x 16	BW	43200001	
'16- '17 FLSS							
'84-'90 FXST							
'84-'94 FXSTC	Stock	D401	130/90B16	3.00 x 16	BW	40565-91B	
'84-'94 FXSTS							
'03- '17 FLSTC	(BW) Stock (WWW) Stock '09-later (SWW) Option	D401 D402 D402	150/80B16 MU85B16 MU85B16	3.00 x 16	BW WWW	43200063 43353-03	
'03-'05 Softail® (except FXSTD, FLSTS)	Stock	D401	150/80B16	3.00 x 16	BW	43200063	
'03-'06 FLSTF							
'05 FLSTFSE							
'05-'07 FLSTSC							
'06-'10 FLST							
'07- '17 FLSTF							
'10- '16 FLSTFB	Stock	D407	200/55R17	6.00 x 17	BW	43242-06B	
'16 - '17 FLSTFBS							
'06 FLSTFSE							
'06-'15 FXST							
'06-'09 FXSTB							
'06-'10 FXSTC							
'06 FXSTS							
'07-'08 FXSTSSE							
08-'11 FLSTSB							
'00-'07 FXSTD (except '04 FXSTDSE)							
'03 FXSTDSE							
'16- '17 FXSE							
'08-'09 FXCW	Stock	D407	240/40R18	8.00 x 18	BW	41688-08A	
'08-'11 FXCWC							
'13- '17 FXSB, FXSBSE							
'09 FXSTSSE							
'10-'12 FLSTSE	STOCK	D407	200/50R18	6.00 x 18	BW	41771-10	
MICHELIN® HARLEY-DAVIDSON TIRE SERIES							
'18-later FLFB/S	Stock	SCORCHER 11	240/40R18	8.00 x 18	BW	43189-11	
'18-later FXBR/S							
'19-later FXDRS							
'18-later FXLR and FLSB	Stock	SCORCHER 31	180/70B16	5.00 x 16	BW	43200038A	
'20-later FXLRS							
'22 FXRST							
'22-later FXLRST							
'18-later FLDE	Optional	SCORCHER 31	150/80B16	3.00 x 16	BW	40878-11	
'18-later FLHC/S							
'18-later FLSL							
'20-later FXST							
'21-later FXBBS							
'18-'20 FXBB							
'07- '17 FLSTF							
'10- '16 FLSTFB	Optional	SCORCHER 11	200/55R17	6.00 x 17	BW	43200022	
'16- '17 FLSTFBS							

ORIGINAL EQUIPMENT AND RECOMMENDED REPLACEMENT TIRES

MODEL FITMENT	STOCK OR OPTIONAL FITMENT	TREAD	SIZE	RIM SIZE IN INCHES	SIDEWALL STYLE	PART NUMBER	PRICE
TOURING – FRONT							
DUNLOP® HARLEY-DAVIDSON® TIRE SERIES							
'18-'22 FLTRXSE	Stock	D408F	130/60B21	3.50 x 21	BW	43100008	
'21 FLH	Stock	D402F	MT90B16	3.00 x 16	WWW	43118-92A	
'23 FLHFB							
'14-'19 FLHRC							
'05 FLHTCSE2	Stock	D402F	MT90B16	3.00 x 16	BW	43022-91A	
'06-'08 FLHTCUSE	Stock						
'09-'13 FLHRC and FLHRC/TLE Sidecar	Stock						
'04-'08 TLE/Ultra Sidecar	Optional	D402F	MT90B16	3.00 x 16	WWW SWW BW	43118-92A 43115-91A 43022-91A	
'98-'08 FLTR	SWW '98-'02, BW '03-'08						
'98-'08 FLHRC	WWW Stock						
'94-'08 FLHR (except '07-'08 FLHRSE)	SWW Stock						
'84-'08 FLHX	BW Stock						
'84-'93 FLHS	Optional						
'83-'08 FLHTC/U	SWW Stock						
'83-'08 FLHT	SWW '83-'02, BW '03-'08						
'81-'96 FLT, FLTC, FLTCU	SWW Stock						
'81-'84 FLH, FLH C	Optional						
'16-later FLTRU	Stock	D408F	130/80B17	3.00 x 17	BW	43109-09A	
'15-'16 FLTRUSE	Stock						
'14-'19 FLHR	Stock						
'14-'19 FLHTCU	Stock						
'14-'19 FLHTK/FLHTKSE	Stock						
'19-later FLHT	Stock						
'14-later FLHP	Stock						
'14-later FLHTP	Stock						
'09-'13 FLHP/E FLHTP	Stock	D408F	130/80B17	3.00 x 17	BW	43109-09A	
'09-'13 FLHR	SWW Stock	D408F	130/80B17	3.00 x 17	BW SWW	43109-09A 43115-09A	
'09-'10 FLHT	BW Stock						
'09-'13 FLHTC/U	SWW Stock						
'09-'13 FLHTCUSE	BW Stock						
'10-'13 FLHTK	SWW Stock						
'09 FLHX, FLTR	BW Stock						
'11-'13 FLTRU	BW Stock						
'09-'13 TLE Sidecar (except FLHRC/TLE)	Optional						
'04-'08 FL Touring models equipped with 18 accessory Front Wheel (except '07-'08 FLHRSE)	Optional	D402F	130/70-18	3.50 x 18	BW	43371-07A	
'19 FLHTKSE	Stock	D408F	130/60B19	3.50 x 19	BW	43100045	
'07-'08 FLHRSE	Optional	D408F	130/70R18	3.50 x 18	BW	41999-07B	
'10-'13 FLHX and FLTRX	Stock	D408F	130/70B18	3.50 x 18	BW	44026-09A	
'10 FLHXSE	Stock						
'09 FLTRSE	Stock						
'11 FLTRUSE	Stock						
'09-later Touring models equipped with 18 acces- sory wheels	Optional						
'20-later FLHR, FLHTK and FLTRK	Stock						
'19 FLHTKSE	Stock	D408F	130/60B19	3.50 x 19	BW	43100045	
'17 - later FLHRXS							
'15-later FLTRX, FLTRXS							
'14-later FLHX, FLHXS							
'13-'14 FLHRSE							
'12-'13 and FLTRXSE							
'11-later FLHXSE							
'20-later FLHTKSE							
'23-later FLTRXSE							

Sidewall Style Key:
BW – Blackwall
SWW – Slim Whitewall

MWW – Medium Whitewall
WWW – Wide Whitewall
EWWW – Engraved Wide Whitewall

 WARNING: Use only Harley-Davidson approved tires. Using non-approved tires or mixing approved tires from different manufacturers on the same motorcycle, can adversely affect stability, which could result in death or serious injury.

ORIGINAL EQUIPMENT AND RECOMMENDED REPLACEMENT TIRES


MODEL FITMENT	STOCK OR OPTIONAL FITMENT	TREAD	SIZE	RIM SIZE IN INCHES	SIDEWALL STYLE	PART NUMBER	
TOURING – FRONT CONTINUED							
DUNLOP® HARLEY-DAVIDSON® TIRE SERIES							
'22 FLTRKSE, FLHXST, FLTRXST	Stock	D408F	130/60B19	3.50 x 19	BW	43100045	\$261.95
'24 FLTRXSTSE							
'09-later Touring models equipped with 19" accessory wheels, '23 FLTRKSEANV"	Optional						
MICHELIN® HARLEY-DAVIDSON® TIRE SERIES							
'09-:19 FLHR, FLHTCU, FLHTCUTC, FLHTCUL, FLHTCULTC, FLTRU, FLHTK, FLHTKL, FLHTKSE	Optional	SCORCHER 31	130/80B17	3.00 x 17	BW	43100014	
'09-'13 FLHT, FLHTC, FLTR, FLHTCUSE							
'09 FLHX							
'20-later FLHT							
'09-later FLHP/E, FLHTP	Optional	SCORCHER 31	130/70B18	3.50 x 18	BW	43100015A	
'10-'13 FLHX and FLTRX							
09-later Touring models equipped with 18 accessory wheels and 16 Rear Michelin	Optional	SCORCHER 31	130/60B19	3.50 x 19	BW	43100023	
'15- '19 FLTRX							
'15- '17 FLTRXS							
'14-'19 FLHX							
'14- '17 FLHXS							
'09-later Touring models equipped with19 accessory wheels and 16 Rear Michelin							

MODEL FITMENT	STOCK OR OPTIONAL FITMENT	TREAD	SIZE	RIM SIZE IN INCHES	SIDEWALL STYLE	PART NUMBER	PRICE
TOURING – REAR							

DUNLOP® HARLEY-DAVIDSON TIRE SERIES							
'14-'19 Touring (except FLHRC, FLHRXS, FLHRSE, FLHXSE)	Stock	D407T	180/65B16	5.00 x 16	BW	43200027	
'14-'17 FLHXS							
'20-later FLHP, FLHTP and FLHT							
'15-'17 FLTRXS							
'14-'19 FLHRC	Stock	D407T	180/65B16	5.00 x 16	WWW	43200054	
'21 FLH							
'23 FLHFB							
'09-'13 FLHRC							
'09-'13 FLHP/E FLHTP	Stock	D407T	180/65B16	5.00 x 16	BW	43200027	
'09-'13 FLHTC	SWW Stock	D407T D407	180/65B16 180/65B16	5.00 x 16 5.00 x 16	BW SWW	43200027 43332-09	
'09-'13 FLHTCU	SWW Stock						
'09-'13 FLHR	SWW Stock						
'09-'10 FLHT	BW Stock						
'09-'13 FLHTCUSE	BW Stock						
'10-'19 FLHTK	SWW Stock						
'09-'13 FLHX	BW Stock						
'09-'13 FLTR/U	BW Stock						
'10-'13 FLTRX	BW Stock	D402	MU85B16	3.00 x 16	BW	43200001	
'04-'05 FLHTCSE	Stock						
'06-'08 FLHTCUSE	Stock						
	Stock						
'04-'08 FLHX	Optional	D402	MU85B16	3.00 x 16	BW	43200001	
'04-'08 FLHR (except '07-'08 FLHRSE)	SWW Stock	D402	MU85B16	3.00 x 16	WWW BW	43353-03 43200001	
'04-'08 FLHRC	WWW Stock						
'04-'08 FLHT	BW Stock						
'04-'08 FLHTC	SWW Stock						
'04-'08 FLHTCU	SWW Stock						
'04-'08 FLTR	BW Stock						

Sidewall Style Key:
BW – Blackwall
SWW – Slim Whitewall

MWW – Medium Whitewall
WWW – Wide Whitewall
EWWW – Engraved Wide Whitewall

 WARNING: Use only Harley-Davidson approved tires. Using non-approved tires or mixing approved tires from different manufacturers on the same motorcycle, can adversely affect stability, which could result in death or serious injury.

ORIGINAL EQUIPMENT AND RECOMMENDED REPLACEMENT TIRES

TOURING – REAR CONTINUED


DUNLOP® HARLEY-DAVIDSON® TIRE SERIES							
'81-'84 FLH	SWW Stock	D402	MT90B16	3.00 x 16	WWW SWW BW	43119-92A 43114-91B 43102-91B	
'94-'03 FLHR	SWW Stock						
'98-'03 FLHRC	WWW Stock						
'81-'93 FLHS	SWW Stock						
'83-'03 FLHT	SWW Stock						
'83-'03 FLHTC/U	SWW Stock						
'81-'85 FLT	SWW Stock						
'98-'03 FLTR	SWW Stock						
'81-'03 CLE, RLE, TLE/Ultra Sidecar	SWW Stock						
'07-'08 FLHRSE	Stock	D407	170/60R17	4.50 x 17	BW	41998-07	
'17 - later FLHRXS	Stock	D407	180/55B18	5.00 x 18	BW	43200045	
'18-later FLHXS							
'18-later FLTRXS							
'13-'14 FLHRSE							
'12-'13 and '18-later FLTRXSE							
'11 FLTRUSE							
'10-later FLHXSE, '23 FLTRKSEANV							
'19-later FLHTKSE							
'22 FLTRKSE, FLHXST, FLTRXST							
'20-later FLHR, FLHX, FLTRX, FLHTK and FLTRK							
'09 FLTRSE							
'24 FLTRXSTSE							
MICHELIN® HARLEY-DAVIDSON TIRE SERIES							
'09-'19 Touring (except FLHRSE, FLHXSE, FLTRSE, FL-TRXSE, FLTRUSE)	Optional	SCORCHER 31	180/65B16	5.00 x 16	BW	43200021	
'14 - '17 FLHXS							
'15 - '17 FLTRXS							
'20-'22 FLHT							

ORIGINAL EQUIPMENT AND RECOMMENDED REPLACEMENT TIRES

MODEL FITMENT	STOCK OR OPTIONAL FITMENT	TREAD	SIZE	RIM SIZE IN INCHES	SIDEWALL STYLE	PART NUMBER	PRICE
TRIKE – FRONT							
DUNLOP® HARLEY-DAVIDSON® TIRE SERIES							
'20-later FLHTCUTGSE	Stock	D408F	130/60B19	3.50 x 19	BW	43100045	
'23 FLTRT							
'21 - Later FLHTCUTG (China only)							
'15-later FLRT							
'09-later FLHTCUTG (except China)	(BW) Stock	D402F	MT90B16	3.00 x 16	WWW SWW BW	43118-92A	
'10-'11 FLHXXX						43115-91A 43022-91A	
TRIKE – REAR							
DUNLOP HARLEY-DAVIDSON TIRE SERIES							
'20-later FLHTCUTGSE	Stock	TK100	P215/45R18	7.00x18	BW	43200046	
'23 FLTRT							
'23 FLRT							
'21-later FLHTCUTG (China only)							
'15-'22 FLRT	Stock	SIGNATURE	P205/65R15	5.50 x 15	BW	83324-09B	
'09-later FLHTCUTG	Stock						
'10-'11 FLHXXX	Stock						

Sidewall Style Key:
BW – Blackwall
SWW – Slim Whitewall

MWW – Medium Whitewall
WWW – Wide Whitewall
EWWW – Engraved Wide Whitewall

 WARNING: Use only Harley-Davidson approved tires. Using non-approved tires or mixing approved tires from different manufacturers on the same motorcycle, can adversely affect stability, which could result in death or serious injury.

ORIGINAL EQUIPMENT AND RECOMMENDED REPLACEMENT TIRES							
MODEL FITMENT	STOCK OR OPTIONAL FITMENT	TREAD	SIZE	RIM SIZE IN INCHES	SIDEWALL STYLE	PART NUMBER	PRICE
LIVEWIRE - FRONT							
MICHELIN® HARLEY-DAVIDSON TIRE SERIES							
'20 ELW	Stock	SCORCHER SPORT	120/70R17	3.5x17	BW	43100041	
'21-later LW1	Stock	SCORCHER SPORT	120/70R17	3.5x17	BW	43100041	
LIVEWIRE - REAR							
MICHELIN HARLEY-DAVIDSON TIRE SERIES							
'20 ELW	Stock	SCORCHER SPORT	180/55R17	5.5x17	BW	43200041	
'21-later LW1	Stock	SCORCHER SPORT	180/55R17	5.5x17	BW	43200041	

HARLEY-DAVIDSON STREET® TIRE FITMENT GUIDE


ORIGINAL EQUIPMENT AND RECOMMENDED REPLACEMENT TIRES							
MODEL FITMENT	STOCK OR OPTIONAL FITMENT	TREAD	SIZE	RIM SIZE IN INCHES	SIDEWALL STYLE	PART NUMBER	PRICE
HARLEY-DAVIDSON STREET® – FRONT							
MICHELIN HARLEY-DAVIDSON® TIRE SERIES							
'15-'20 XG (except XG750A)	Stock	SCORCHER 11	100/80-17	2.50 x 17	BW	43100017	
'17-'20 XG750A	Stock	SCORCHER 21	120/70R17	3.50 x 17	BW	43100027	
HARLEY-DAVIDSON STREET – REAR							
MICHELIN HARLEY-DAVIDSON TIRE SERIES							
'15-'20 XG (except XG750A)	Stock	SCORCHER 11	140/75R15	3.50 x 15	BW	43200023	
'17-'20 XG750A	Stock	SCORCHER 21	160/60R17	4.50 x 17	BW	43200032	

HARLEY-DAVIDSON X TIRE FITMENT GUIDE

ORIGINAL EQUIPMENT AND RECOMMENDED REPLACEMENT TIRES							
MODEL FITMENT	STOCK OR OPTIONAL FITMENT	TREAD	SIZE	RIM SIZE IN INCHES	SIDEWALL STYLE	PART NUMBER	PRICE
HARLEY-DAVIDSON X (LWZ) - FRONT							
PIRELLI HARLEY-DAVIDSON TIRE SERIES							
'23 LWZX350RA	Stock	ANGEL CT	110/70-17	3.5x17	BW	HDB140106D1780	
HARLEY-DAVIDSON X (LWZ) - REAR							
PIRELLI HARLEY-DAVIDSON TIRE SERIES							
'23 LWZX350RA	Stock	ANGEL CT	150/60-17	4.5x17	BW	HDB140110C1780	

Sidewall Style Key:
BW – Blackwall
SWW – Slim Whitewall

MWW – Medium Whitewall
WWW – Wide Whitewall
EWWW – Engraved Wide Whitewall

 WARNING: Use only Harley-Davidson approved tires. Using non-approved tires or mixing approved tires from different manufacturers on the same motorcycle, can adversely affect stability, which could result in death or serious injury.

ORIGINAL EQUIPMENT AND RECOMMENDED REPLACEMENT TIRES							
MODEL FITMENT	STOCK OR OPTIONAL FITMENT	TREAD	SIZE	RIM SIZE IN INCHES	SIDEWALL STYLE	PART NUMBER	PRICE
VRSC™ – FRONT							
DUNLOP® HARLEY-DAVIDSON® TIRE SERIES							
'02- '17 VRSC™ models	Stock '02-'10	D208F	120/70ZR19	3.00 x 19	BW	43172-01B	
MICHELIN® HARLEY-DAVIDSON TIRE SERIES							
'09 - '17 VRSCF	Stock '11- '17	SCORCHER 11	120/70ZR19	3.00 x 19	BW	43213-11	
'07- '17 VRSCDX	Stock '11- '17						
'07-'10 VRSCAW	Optional						
'07 VRSCX	Optional						
'06 VRSCSE	Optional						

VRSC – REAR							
DUNLOP HARLEY-DAVIDSON TIRE SERIES							
'09- '17 VRSCF	Stock '07-'10	D407	240/40R18	8.00 x 18	BW	41688-08A	
'07- '17 VRSCDX	Stock '07-'10						
'07-'10 VRSCAW	Stock						
'07 VRSCX	Stock						
'06 VRSCSE	Stock						
Replacement Tire for Harley-Davidson® Wide Tire Kit P/N 43687-06	Optional						
'02-'08 VRSC (except '06 VRSCSE, VRSCAW, VRSCDX, VRSCX and VRSCF).	Stock	D207	180/55ZR18	5.50 x 18	BW	43173-01	


MICHELIN HARLEY-DAVIDSON TIRE SERIES							
'09- '17 VRSCF	Stock '11- '17	SCORCHER 11	240/40R18	8.00 x 18	BW	43189-11	
'07- '17 VRSCDX	Stock '11- '17						
'07-'10 VRSCAW	Optional						
'07 VRSCX	Optional						
'06 VRSCSE	Optional						

REVOLUTION® MAX EQUIPPED MODELS TIRE FITMENT GUIDE

ORIGINAL EQUIPMENT AND RECOMMENDED REPLACEMENT TIRES							
MODEL FITMENT	STOCK OR OPTIONAL FITMENT	TREAD	SIZE	RIM SIZE IN INCHES	SIDEWALL STYLE	PART NUMBER	PRICE
REVOLUTION MAX– FRONT							
MICHELIN HARLEY-DAVIDSON TIRE SERIES							
'21-later RA1250 and RA1250S, '24 RA1250SE	Stock	Scocher Adventure	120/70R19	3.00 x 19	BW	43100042	
'21-later RA1250 and RA1250S, '24 RA1250SE	Optional	Anakee Wild	120/70R19	3.00 x 19	BW	43100049	
DUNLOP HARLEY-DAVIDSON TIRE SERIES							
'21-later RH1250S	Stock	GT503	160/70R17	4.5 x 17	BW	43100043	
'22-later RH975	Stock	D401F	100/90-19	2.5 x 19	BW	43100063	
'23 RH975S							
REVOLUTION MAX– REAR							
MICHELIN HARLEY-DAVIDSON TIRE SERIES							
'21-later RA1250 and RA1250S	Stock	Scocher Adventure	170/60R17	4.50 x 17	BW	43200042	
'21-later RA1250 and RA1250S	Optional	Anakee Wild	170/60R17	4.50 x 17	BW	43200050	
DUNLOP HARLEY-DAVIDSON TIRE SERIES							
'21-later RH1250S	Stock	GT503	160/70R17	4.5 x 17	BW	43100043	
'22-later RH975	Stock	D401F	100/90-19	2.5 x 19	BW	43100063	
'23 RH975S							

Sidewall Style Key:
BW – Blackwall
SWW – Slim Whitewall

MWW – Medium Whitewall
WWW – Wide Whitewall
EWWW – Engraved Wide Whitewall

 WARNING: Use only Harley-Davidson approved tires. Using non-approved tires or mixing approved tires from different manufacturers on the same motorcycle, can adversely affect stability, which could result in death or serious injury.

Product	PAM AMERICA® / SPORT®	SPORTSTER®	DYNA®	SOFTAIL®	TOURING
Accessory Packages	–	–	–	–	160-163
Adaptive LED Headlamps	5	–	554	554	554
Air Cleaner Covers		290-300	290-300	290-300	290-300
Air Cleaner Kits	–	290-300	290-300	290-300	290-300
Air Deflectors	4	–	57	118	169, 183
Air Filter Elements	14	356, 672	356, 672	356, 672	356, 672
Antennas	–	–	–	–	539
Antifreeze and Coolant	–	–	–	–	642
Auxiliary Lighting/Fog Lamps	5	–	557	557	557, 560
Auxiliary Power Ports	–	540	540	540	540
Axle Covers	8	47	47	116	250-251
Backrest – Rider	–	39	–	–	202-203
Backrest Pads – Sissy Bar	–	40	66	96, 131	210-212
Backrest Pads – Tour-Pak®	13	–	–	–	216-217
Batteries	–	669	669	669	669
Battery Chargers	666	666	666	666	666
Battery Covers/Boxes	–	51	–	–	–
Bearing Greases	642	642	642	642	642
Belt Guards	–	49	74	152	–
Black Hardware - Engine	–	416	416	416	416
Black Standard Line Bags	–	42	604	604	604
Bluetooth® Headsets	529	529	529	529	529
Board To Peg Conversion Kit	–	–	–	107	234
Boom! Audio	–	–	–	–	520-527
Boom! Audio Amplifier Kits	–	–	–	–	520-527
Boom! Audio SiriusXM® Satellite Radio	–	–	–	–	528
Brake Calipers	–	–	–	151	248
Brake Fluid	642	642	642	642	642
Brake Levers	15	–	–	138	235
Brake Pads	–	675	675	675	675
Brake Pedal Pads/Covers	–	–	422-449	422-449	422-449
Brake Rotors	–	594	594	594	594
Brush Guards	9	–	–	–	–
Bug Remover	646	646	646	646	646
Bungee Cords/Nets/Straps	608	608	608	608	608
Cams	–	352	–	310-312	310-312
Cell Phone Carriers	–	536	536	536	536
Center Stand	9	–	–	–	–
Chain Lube	–	642	642	642	642
Chizeled Handlebar	–	477	478	478	489
Chopped Engine Guard	–	–	–	–	241
Chopped Tour-Pak™	–	–	–	–	624

Product	PAM AMERICA® / SPORT®	SPORTSTER®	DYNA®	SOFTAIL®	TOURING
Cleaning Brushes	649	649	649	649	649
Cleaning/Detailing Products	644	644	644	644	644
Clutch Kits	–	366	366	366	366
Coil Covers	–	–	75	115	–
Collection – #1 Skull	–	389	389	389	389
Collection – '66	380, 426	380, 426	380, 426	380, 426	380, 426
Collection – Adversary	378, 424-425	378, 424-425	378, 424-425	378, 424-425	378, 424-425
Collection – Airflow	–	390, 446-447	390, 446-447	390, 446-447	390, 446-447
Collection – Black Fin	–	–	395	395	395
Collection – Dark Custom	–	388-389	388-389	388-389	388-389
Collection – Dominion™	–	–	436-438	436-438	436-438
Collection – Eagle Bar & Shield	–	–	377	377	377
Collection - Empire	382, 428-432	382, 428-432	382, 428-432	382, 428-432	382, 428-432
Collection - Endgame		–	–	434-435	434-435
Collection – H-D® Motor Co.	–	384-385	384-386	384-387	384-388
Collection – Kahuna	–	–	383, 444-445	383, 444-445	383, 444-445
Collection – Live to Ride	–	391	391	391	391
Collection – Switchback	–	376, 422-423	376, 422-423	376, 422-423	376, 422-423
Collection – Willie G Skull	–	386-387, 440-442	386-387, 440-442	386-387, 440-442	386-387, 440-442
Collections - Wild One	381, 427	381, 427	381, 427	381, 427	381, 427
Console Kits	–	52	–	146	262
CoolFlow™ Fan Kit	–	–	–	–	184
Crate Engines	–	–	–	359	359
Cruise Control Kits	–	–	–	469	–
Daymaker™ LED Headlamps	–	553	553	553	553
Derby Covers	–	374	374	374	374
Detachable Saddlebags	13	–	68	98	–
Detachable Seat Hardware	–	38	62	92	201
Detachable Sideplates/Backrest	–	39	–	93	208-209
Detachables Lock	–	41	–	661	661
Detailing/Cleaning Products	644	644	644	644	644
Disc Brake Locks	659	659	659	659	659
Docking Hardware - HoldFast™	–	–	–	93	–
Docking Hardware – Sissy Bar/Rack	–	–	65	93, 128	207
Dunlop Tires	678	678	678	678	678
EFI Tuners	–	284	284	284	284
Embedded Navigation	–	–	–	–	528
Engine Guard Footpeg Mounts	–	456	456	456	456
Engine Guards	–	46	73	112, 143	240-241
Engine Mounts	–	407	–	–	397
Engines – LongBlock	–	–	370	370	370
Engines – Milwaukee-Eight®	–	–	–	359	359

Product	PAM AMERICA® / SPORT®	SPORTSTER®	DYNA®	SOFTAIL®	TOURING
Engines – Twin Cam	–	–	–	–	365
Ethanol Guard	642	642	642	642	642
Exhaust Shields	–	351	334	335	336
Fairing Edge Lights	–	–	–	–	552
Fairing Lower	–	–	–	–	182
Fairing Pouches	–	–	–	–	180-181
Fairing Trim – Illuminated	–	–	–	–	552
Fender Skirts	–	–	–	156	257
Fender Strut Covers/Hardware	–	–	–	118	267
Fenders – Front	–	–	–	–	616
Flag Kits	–	610	610	610	610
Fog Lamps	5	–	557	557	557, 559
Foot Controls	–	–	–	106-109, 138-140	232-239
Footboard Mounts	–	–	–	110	236
Footpeg Mounts/Hardware	15	454-457	454-457	454-457	454-457
Footpegs and Shifter Pegs	15	454-457	454-457	454-457	454-457
Fork Oil	–	642	642	642	642
Fork Sliders	–	–	–	144	247
Fork/Handlebar Bags	–	606	606	606	–
Forward Control Kits	26	45	70	106-107, 139	–
Front End Kits	–	–	–	144	246
Fuel Caps – Flush Mount	15	545	545	545	545
Fuel Gauges	–	50	541	541	541
Fuel Stabilizer	642	642	642	642	642
Fuel Tank Console Doors	–	–	–	–	262-263
Funnels	641	641	641	641	641
Garage Door Opener	–	656	656	656	656
Gauge Bezels/Trim Rings	–	–	–	–	258-259
Gauges	–	50	541-547	541-547	541-547
Gear Indicator	–	542	542	542	542
Get-A-Grip™ Hand Grips	–	451	451	451	451
Gloss Detailer	647	647	647	647	647
Guards - Engine	–	46	73	112, 143	240-241
Guards - Hand	7	–	–	–	–
Guards - Headlamp	7	–	–	–	–
Guards - Muffler	9	–	–	–	–
Hand Control Lever Kits	–	464	464	464	464
Hand Grips	7	450-453	450-454	450-455	450-456
Handlebar Clamps	–	494	494	494	494
Handlebar Risers	7	494	494	494	494
Handlebar/Fork Bags	–	606	606	606	–
Handlebars	–	470	470	470	470

Product	PAM AMERICA® / SPORT®	SPORTSTER®	DYNA®	SOFTAIL®	TOURING
Hardware – Chrome	–	417	417	417	417
Hardware Covers	–	412	412	412	412
Harley Detailing Kit	651	651	651	651	651
Harley Hammock Touring Seats	–	–	–	87	194-197
Harley Wash Bucket	648	648	648	648	648
H-D® Detachables	–	39	–	128	208-209
Headlamp Bulbs	–	553-558	553-558	553-558	553-558
Headlamp Trim Rings	–	560-564	560-564	560-564	560-564
Headlamp Visors	–	560-564	560-564	560-564	560-564
Headlamps – LED	–	553-556	553-556	553-556	553-556
Headsets	529	529	529	529	529
Heated & Cooled Seats	–	–	–	–	194-197
Heated Hand Grips	7	452	452	452	452
Heated Seats/Backrests	–	–	–	–	194-197
Heavy Breather Air Cleaners	–	348	328	290-292, 328	290-292, 328
Heel Shifter	–	–	–	108, 138	235
Helmet Locks	660	660	660	660	660
Highway Peg Mounting Kits	–	44	–	456	456
Hog Ties® Straps	658	658	658	658	658
HoldFast System	–	–	–	93	–
Horns & Horn Covers	–	581-583	581-583	581-583	581-583
Inner Fairing – Color-Matched	–	–	–	–	622-623
Jiffy Stands and Extensions	9	–	72	142	232
King Size Windshields	–	–	–	78, 121	166
Knee Pads – Tank	4	–	62	92	–
Leather Rejuvenator	648	648	648	648	648
LED Headlamps	–	553-556	553-556	553-556	553-556
LED King Tour-Pak® Brake/Turn/Tail	–	–	–	–	575
LED Tail Lamps	–	613	613-576	613-576	613-576
LED Turn Signals	–	568-573	568-573	568-573	568-573
License Plate Frames & Trim	–	578-580	578-580	578-580	578-580
Lifter Covers	–	407	397	397	397
Lighted Hand Controls	–	–	–	–	468
Lithium LiFe Battery	–	669	669	669	669
Locks and Cables	659	659	659	659	659
LongBlock Program	–	–	370	370	370
Luggage - Pan America	10	–	–	–	–
Luggage – Trike	–	–	–	–	206
Luggage Rack	–	41	–	97, 132	213-215, 221-222
Master Cylinder Cover Kits	–	465	465	465	465
Michelin Tires	680	680	680	680	680
Mid-Control Kits	26	45	–	106	–

Product	PAM AMERICA® / SPORT®	SPORTSTER®	DYNA®	SOFTAIL®	TOURING
Mid-Frame Air Deflectors/Trim	–	–	57	118	183
Milwaukee Eight® Engine Trim	–	–	–	396-397	396-397
Mini Footboard Kits	–	454	454	454	454
Mirrors	–	460-463	460-463	460-463	460-463
Motorcycle Covers	652	652	652	652	652
Motorcycle Oil	634	634	634	634	634
Muffler End Caps	–	350	–	303-304	307
Muffler Guards	8	–	–	–	–
Mufflers	14	351	–	302-304	306-308
Mustache Engine Guards	–	46	73	112, 143	240
Ohlins Touring Suspension	–	–	–	–	243
Oil Change Kits	634	634	634	634	634
Oil Cooler Covers	–	–	74	114, 155	252
Oil Cooler Fan Kit	–	–	–	–	184-185
Oil Cooler Kits	–	50	74	154	185
Oil Dipsticks with Temperature Gauge	–	51	410	410	410
Oil Filters	17	640	640	640	640
Oil Pump	–	–	338	323, 338	323, 338
Oil Temperature Gauge	–	51	410	410	410
One-Piece Sissy Bar Uprights	24	39	64	95, 130	–
Onyx Premium Luggage	–	600	600	600	600
Organizer – Tour-Pak®	–	–	–	–	226-228
Paints	628	628	628	628	628
Passenger Backrest Pads	13, 24	40	66	96	210-212
Passenger Footboard Supports	–	–	–	110, 141	236
Passenger Footboards/Pans	–	–	–	111, 141	238-239
Passenger Footpeg Mounts	27	44	–	110, 141	236
Passenger Grab Rails	–	–	–	–	201
Passenger Pillions	22	37	61	90	200
Phone Mounts	–	536	536	536	536
Portable Chargers	668	668	668	668	668
Power Port – 12V	–	540	540	540	540
Power Switches	–	468	468	468	468
Premium Shocks	–	–	69	–	242-244
Pushrod Covers	–	407	397	397	397
Pushrods	–	–	337	312, 337	312, 337
Quarter Fairing	–	35	57	76	–
Quick Wash	646	646	646	646	646
Quickshifter - Screamin' Eagle	14	–	–	–	–
Radio and Gauge Trim	–	–	–	–	298-301
Rain Covers – Seats	–	655	–	652	652
Reach Seats	6	36	59	84	188, 192

Product	PAM AMERICA® / SPORT®	SPORTSTER®	DYNA®	SOFTAIL®	TOURING
Reach® Handlebars	–	–	473	476	482-492
Rider Backrests	–	38	–	87	202-203
Rider Footboards/Inserts	–	–	454-459	454-459	454-459
Riser and Clamp Kits	7	494-497	494-497	494-497	494-497
Road Glide® Windshields	–	–	–	–	176-177
Road Zeppelin® Seat Pads	–	–	61	126	205
Road Zeppelin® Seats	–	–	–	–	196
Rockford Fosgate Audio	–	–	–	–	500-519
Rockford Fosgate Road King Audio	–	–	–	–	512
Saddlebag Guard Kits	–	–	–	102, 142	222-225
Saddlebag Lock Kits	–	661	661	661	661
Saddlebag Travel-Paks	13	–	–	605	605
Saddlebags	10	42	–	98-102, 134-137	620
Scratch & Swirl Repair	647	647	647	647	647
Screamin' Eagle – Twin Cam	–	–	326	326	326
Screamin' Eagle Suspension	–	–	–	–	243
Screamin' Eagle® – Milwaukee-Eight™	–	–	–	288	288
Screamin' Eagle® – Sportster®	–	346	–	–	–
Seat Pads	–	–	61	91	204-205
Seats	6, 22-23	36	59-61	82-89, 124	188-200
Security Systems	31	662	662	662	662
Service Covers	–	655	655	655	655
Service Lifts	657	657	657	657	657
Shift Levers	–	–	70	108, 138	235
Shift Linkages/Covers	–	47	–	109, 138	233
Shocks	–	–	69	104-105, 144	242-244
Sissy Bar Bags	–	600-605	600-605	600-605	600-605
Sissy Bar Uprights	24	39	64	94-95, 129	208-209
Spark Plugs	17	674	674	674	674
Speakers	–	–	–	–	500-526
Speedometer/Tachometer Gauges	–	542	541-544	541-545	541-546
Spoilers	–	–	–	–	618
Spray Cleaner & Polish	646	646	646	646	646
Stage Kits	–	346-354	326-345	310-321, 326-345	310-321, 326-345
Storage Covers	652	652	652	652	652
Street Tuner	–	284	284	284	284
Sundowner™ Seats	6	37	–	88, 124	189, 198
Sunwash® Bike Soap	646	646	646	646	646
Suspension Air Pumps	–	–	–	–	245
Suspension Kits	–	–	69	104-105, 144	242-244
Swingarm Bags	–	43	–	101, 135	–
Swingarm Pivot Bolt Covers	31	48	–	153	–

Product	PAM AMERICA® / SPORT®	SPORTSTER®	DYNA®	SOFTAIL®	TOURING
Switch Cap Kits	–	467	467	467	467
Switch Housing Kits	–	466	466	466	466
SYN3® Synthetic Oil	17	635	635	635	635
Tail Bag	25	–	–	–	–
Tail Lamps – LED	–	614	613-576	613-576	613-576
Tallboy® Seats	6	–	–	86	188, 193
Tank Bag	13	–	–	–	–
Tank Knee Pads	4	–	62	92	–
Tappets	–	352	338	305, 338	338
Timer Covers	–	376-395	376-395	376-395	376-395
Tire Pressure Gauges	676	676	676	676	676
Tire Pressure Monitoring System	16	–	–	–	676
Tires	678-691	678-691	678-691	678-691	678-691
Tool Kits	16	670-671	670-671	670-671	670-671
Top Case Mounts - Pan America	13	–	–	–	–
Top Cases - Pan America	10	–	–	–	–
Tour-Pak – King	–	–	–	–	624
Tour-Pak – Leather	–	–	–	103	–
Tour-Pak Brake/Tail Lamp Kit	–	–	–	–	269
Tour-Pak Conversion Kit	–	–	–	–	220
Tour-Pak Hinges/Latches	–	–	–	–	264-265
Tour-Pak Liners	13	–	–	–	226-228
Tour-Pak Mounting Rack	–	43	–	103	218-220
Tour-Pak® – Chopped	–	–	–	–	624
Transmission and Primary Lubricant	–	635	635	635	635
Travel-Paks	13	–	–	605	605
Trunk Guard	–	–	–	–	276
Turn Signal Lens Kit	–	565-567	565-567	565-567	565-567
Turn Signal Trim Rings	–	565	565	565	565
Turn Signals – LED	–	568-573	568-573	568-573	568-573
USB Charging Adaptors	–	540	540	540	540
Valve Springs	–	–	312	312, 337	312, 338
Ventilator Air Cleaner	–	–	294	294	294
Wheel and Tire Cleaner	646	646	646	646	646
Wheel Installation Kits	16	593	593	593	593
Wheels	16	–	–	592	586-591
Windshield Bags	–	606-607	606-607	606-607	606-607
Windshield Trim	–	–	–	–	175, 178-179
Windshields	4, 20-21	–	54	–	–
Wireless Headset Interface Module	–	–	–	–	534
Wireless Headsets	529	529	529	529	529

93936	628	14100618	156, 256	14102073	324	16200784	360	25600065	389	25600133	384
98625	648	14100747	257	14900033	671	16200785	361	25600066	387	25600134	384
10400049	92, 127, 201	14100748	257	14900091	641	16200786	360	25600067	391	25600135	384
10400069	323	14100749	257	14900127	16, 671	16200787	361	25600068	385	25600142	395
10500093	38, 62, 92, 127, 201	14101220	629	14900138	17	16400020	407	25600085	386	25600148	382
11100078	277	14101385	378	14900138	641	16400055	403	25600087	386	25600150	382
11100080	277	14101386	379	14900150	285	16400056	397, 403	25600089	386	25600152	382
11100098	277	14101389	378	16200070	369	17900032	337	25600097	394	25600153	324
11100125	277	14101390	379	16200071	369	17900033	337, 403	25600098	392	25600154	324
11100311	277	14101393	378	16200085	370	17900058	312	25600099	390	25600156	380
11300002	643	14101394	379	16200086	370	17900073	312	25600108	383	25600162	324
11300004	669	14101398	30, 381	16200091	370	17900076	337, 403	25600109	383	25600165	376
11300005	642	14101402	30, 381	16200092	370	17900081	397	25600114	383	25600166	376
12600036	65, 133, 207	14101443	380	16200095	370	17900083	407	25600115	383	25600171	378
12600251	416	14101445	380	16200096	370	17900084	407	25600117	324	25600172	379
12600252	416	14101557	30, 381	16200103	370	18100080	312	25600118	324	25600175	377
12600253	416	14101615	380	16200104	370	25400117	336	25600119	324	25700020	395, 398
12600254	416	14101831	630	16200105	370	25400125	352	25600120	324	25700180	398
12600255	416	14101832	630	16200106	370	25400199	311	25600121	324	25700337	401
12600256	416	14101833	630	16200108	370	25400200	311	25600122	324	25700385	400
12600257	416	14101834	630	16200109	370	25400201	311	25600123	324	25700388	394
12600258	416	14101835	630	16200162	370	25400202	311	25600124	324	25700434	388
12600259	416	14101836	630	16200163	370	25400353	311	25600125	324	25700435	389
12600261	416	14102070	324	16200164	370	25400476	313	25600127	324	25700438	398
12600354	659	14102071	324	16200341	362	25600046	390	25600129	324	25700467	392
12700020	676	14102072	324	16200342	362	25600064	388	25600132	324	25700469	387

25700472	391	25700969	390	25701407	325, 363	27300139	356, 673	29400219	329	29400356	298
25700476	385	25700970	393	25701408	325, 363	29000483	350	29400220	331	29400357	298
25700477	392, 395, 398	25700971	392, 393	25701480	325, 363	29000484	350	29400221	331	29400358	356, 673
25700491	392	25700972	393	25701517	325, 363	29200011	57	29400222	330	29400359	356, 673
25700504	390	25700976	386	25701519	376	29200105	118	29400230	329	29400363	299
25700505	390	25700987	383	25701520	376	29400015	672	29400233	330	29400366	299, 386
25700520	392	25700988	383	25701521	376	29400019	356, 673	29400234	330	29400387	292
25700631	396	25701020	384	25701522	376	29400020	356, 673	29400235	330	29400388	292
25700633	252	25701021	384	25701532	378	29400042	672	29400236	330	29400396	294
25700634	252	25701022	384	25701533	379	29400045	672	29400237	330	29400397	294
25700653	404	25701023	384	25701536	378	29400064	331	29400238	330	29400400	294
25700740	386	25701043	393	25701537	379	29400065	356	29400239	330	29400405	293
25700742	386	25701077	393	25701551	377	29400065	673	29400240	330	29400406	293
25700744	386	25701164	378	25701553	377	29400078	672	29400247	356, 673	29400407	293
25700750	392	25701165	379	25701573	325, 363	29400103	331	29400248	672	29400412	294
25700887	383	25701169	382	25701574	325, 363	29400104	331	29400267	672	29400426	14, 672
25700888	383	25701171	382	25800055	392	29400109	356, 673	29400275	356, 673	29400427	14, 672
25700890	397	25701173	382	25800061	397	29400116	331	29400276	356, 673	29400428	14, 672
25700913	392, 393	25701175	382	25800098	392	29400117	331	29400293	356, 673	29400433	29
25700934	393	25701177	382	26800120	184	29400118	356, 673	29400297	356, 673	29400440	29
25700937	393	25701179	382	26800121	184	29400127	349, 405	29400298	295	29400442	29
25700941	393	25701181	30, 381	26800128	184	29400128	349	29400299	295	29400453	29
25700958	387	25701209	380	26800152	184	29400141	356, 673	29400339	386	29400454	290
25700960	388	25701211	380	26800188	642	29400212	672	29400341	386	29400455	290
25700961	391	25701403	325, 363	26800191	642	29400217	329	29400345	386	29400459	291
25700968	393	25701404	325, 363	26800195	185	29400218	329	29400355	298	29400460	291

29400466	291	31600110	358	33600258	440	33600411	423	40900391	590	41300152	113, 151
29400467	291	31600111	358	33600259	109, 140, 233	33600412	422	40900571	592	41300154	248
29400471	301	31600112	358	33600292	235	33900186	233	40900574	592	41300161	675
29400472	301	31600113	358	33600301	235, 435	34800031	392	40900622	591	41300169	675
29400473	298	31600180	17	33600303	435	36700004	464	40900650	588	41300196	675
29400474	298	31600190	17	33600306	15	36700052	464	40900651	589	41300197	675
29400475	298	32700002	146	33600313	449	36700064	464	40900660	588	41300214	675
29400476	292	32700151	14	33600314	109	36700065	464	40900661	588	41500007	594
29400477	292	33600001	138, 235	33600318	109	36700067	464	40900662	588	41500008	594
29400478	294	33600075	447	33600321	424	36700100	465	40900814	16	41500052	594
29400479	294	33600076	235	33600322	425	36700104	464	40900871	586	41500053	594
29400480	293	33600154	446	33600325	235	36700209	464	41000369	469	41500069	595
29400481	293	33600164	108	33600333	429	36700210	464	41001141	284	41500094	594
29400488	296	33600165	108	33600334	431	36700211	464	41001142	284	41500095	597
29400494	297	33600166	108	33600335	432	36700271	464	41001166	284	41500107	595
29400495	297	33600167	108	33600338	27, 427	36700272	464	41001167	656	41500108	595
29400499	297	33600168	108	33600345	235	36700273	464	41001192	656	41500109	595
29400512	293	33600180	436	33600356	426	36700274	464	41300004	675	41500110	595
31400088	396	33600214	437	33600357	426	37000026	368	41300027	675	41500120	587, 591, 595
31400092	404	33600215	438	33600383	425	37000258	366	41300033	675	41500147	587, 591, 595
31600012	674	33600216	438	33600384	424	37000286	366	41300053	675	41500154	595
31600085	357, 674	33600217	438	33600392	431	37000287	366	41300062	468	41500156	595
31600105	357, 674	33600218	438	33600393	429	37000288	366	41300072	675	41500172	595
31600106	357, 674	33600224	109	33600401	15	40100061	367	41300102	675	41500174	595
31600108	358	33600256	445	33600402	26	40900070	590	41300116	248	41600079	234
31600109	358	33600257	444	33600403	26	40900346	590	41300148	113, 151	41600082	234

41600219	108	42400033	593	43100008	687	43200022	686	43300674	588	45500515	48, 149
41600220	108	42400034	593	43100014	688	43200023	690	43300821	16	45600022	247
41600299	435	42400035	593	43100016	685	43200023	690	43300888	586	45600023	247
41600326	27, 427	42400036	593	43100017	690	43200027	685, 688	43301028	589	45700054	241
41600348	27, 428	42400038	16	43100023	688	43200030	682	43301029	589	45700068	7
41600370	27, 426	42400039	16	43100026	682	43200039	685	43301047	589	45800037	247
41600371	15	42400045	586	43100026	684	43200041	690	43301048	589	45800117	48, 149
41700297	465	43000026	47, 116, 148, 250	43100027	690	43200041	690	45400006	144	45800133	114
41700440	465	43000051	153	43100029	684	43200042	691	45400058	69	45800134	114
41700442	465	43000052	153	43100035	685	43200045	689	45400218	244	47200240	182
41700463	465	43000090	116	43100037	685	43200046	689	45400219	244	47200278	255
41700480	465	43000096	47, 116, 148, 251	43100039	684	43200050	17, 691	45400356	105	47200732	8
41701018	465	43000108	117	43100041	690	43200054	688	45500015	144	47200927	112
41701019	465	43000109	117	43100041	690	43200063	682, 683, 685, 686	45500106	244	47500047	31
41800220	642	43000124	47, 116, 148, 250	43100042	691	43300010	146	45500157	244	49000069	276
41800770	642	43000159	116	43100043	691	43300324	590	45500158	244	49000077	73
41800771	642	43000177	47, 116, 148, 251	43100043	691	43300336	590	45500167	246	49000078	73
41800772	642	43000178	117, 153	43100045	684, 687, 688, 689	43300386	590	45500171	246	49000138	112
41800773	642	43000212	47, 116, 250	43100049	17, 691	43300593	592	45500200	246	49000139	112
41800822	642	43000214	31	43100063	682, 683, 684, 691	43300594	592	45500400	113	49000140	112
41800823	642	43000215	31	43200001	685, 686, 688	43300597	592	45500401	113	49000141	112
42300009	677	43000303	8	43200005	683	43300640	591	45500402	113	49000191	8
42300150	16	43000304	8	43200007	682	43300642	589	45500403	113	49000192	9
42400003	593	43100004	682, 683	43200011	683	43300673	588	45500404	113	49000194	21
42400008	593	43100008	684, 687	43200015	683	43300673	588	45500406	113	49000231	112
42400016	248			43200021	689	43300674	588	45500427	104	49000232	112

49000235	241	50500144	44, 72, 142, 454	50500947	436	50501288	440	50501800	449	50502020	30, 427
49000242	241	50500167	456	50500949	437	50501289	441	50501819	449	50502026	30
49000248	8	50500168	456	50500992	436	50501290	441	50501830	432	50502026	427
49000255	21	50500225	70, 139, 232	50500993	437	50501382	433	50501831	431	50502040	106
49000274	241, 255	50500270	44	50501113	110	50501382	433	50501832	429	50502041	106
49000281	8	50500435	447	50501114	110	50501383	433	50501855	432	50502090	106
50000023	232	50500436	447	50501117	110	50501387	433	50501856	431	50502111	432
50000032	72	50500437	447	50501118	110	50501390	433	50501857	429	50502112	431
50000091	142	50500578	236	50501142	443	50501558	436	50501895	432	50502113	429
50000248	9	50500717	446	50501144	71, 111, 238, 458	50501559	437	50501896	431	50502136	26
50000263	232	50500722	443	50501145	443	50501602	433	50501897	429	50502148	426
50000264	9	50500769	110	50501147	71, 111, 238, 458	50501603	433	50501898	432	50502149	426
50000276	232	50500771	110	50501148	445	50501604	433	50501899	431	50502150	426
50300097	206	50500840	107	50501150	445	50501605	433	50501900	429	50502151	426
50300133	97	50500856	442	50501151	445	50501610	71, 111, 238, 458	50501932	432	50502158	439
50300136	97	50500858	442	50501225	444	50501611	71, 111, 238, 458	50501933	430	50502159	439
50300176	103	50500869	436	50501227	444	50501613	433	50501934	428	50502205	26
50300186	103	50500870	436	50501228	444	50501613	433	50501938	430	50502244	425
50300188	103	50500871	436	50501265	446	50501640	107	50501939	428	50502245	425
50300192	103	50500872	437	50501266	446	50501642	234	50501945	432	50502246	424
50300295	206	50500873	437	50501281	440	50501644	434	50501950	432	50502247	425
50500042	236	50500874	437	50501282	440	50501680	434	50501951	430	50502248	424
50500109	44, 72, 142, 454	50500937	438	50501284	441	50501684	434	50501952	428	50502249	424
50500124	44, 72, 142, 454	50500938	438	50501285	441	50501716	434	50501979	424	50502250	425
50500139	44, 72, 142, 454	50500939	438	50501286	441	50501796	449	50501980	425	50502251	424
		50500940	438	50501287	441	50501799	111	50501988	106	50502252	425

704 PART#/PAGE# REFERENCE

50502253	425	50600268	437	50600483	426	50700120	164	52000303	84	52000566	197
50502254	424	50600269	437	50600499	426	50700121	165	52000304	84	52000567	197
50502255	424	50600311	442	50600507	425	50700122	164	52000305	86	52000571	22
50502256	424	50600313	442	50600508	424	50700123	165	52000327	61, 91, 126, 204	52000638	188
50502257	425	50600338	446	50600509	425	50700128	161	52000334	192	52000640	188
50502338	431	50600340	445	50600510	424	50700130	161	52000349	89	52000643	190
50502339	429	50600341	444	50600511	424	52000011	124	52000350	89	52000652	83
50502353	431	50600342	440	50600512	425	52000057	200	52000352	85	52000653	83
50502354	429	50600343	440	50600517	430	52000072	197	52000353	85	52000654	190
50502434	27	50600344	440	50600518	428	52000128	198	52000354	85	52000655	23
50502469	423	50600345	440	50600546	423	52000183	198	52000355	86	52000672	189
50502470	422	50600346	436	50600547	422	52000201	196	52000391	88	52000690	191
50502476	423	50600347	437	50600554	423	52000203	37	52000398	85	52000691	191
50502483	422	50600401	435	50600555	422	52000207	36	52000399	89	52000756	190
50502500	423	50600417	449	50600562	423	52000248	200	52000430	84	52000757	189
50502501	422	50600424	433	50600563	422	52000249	200	52000452	199	52000759	83
50502504	423	50600425	433	50700005	70	52000252	193	52000461	199	52000761	83
50502505	422	50600457	428	50700020	45	52000253	192	52000462	194	52100063	195
50502526	423	50600458	430	50700021	45	52000257	199	52000463	195	52100065	201
50502527	422	50600459	432	50700028	45	52000269	36	52000471	6	52200004	660
50502576	423	50600463	428	50700061	107	52000290	87	52000472	6	52300018	39, 64, 129
50502577	422	50600464	430	50700114	163	52000293	88	52000478	6	52300020	39, 64, 129
50502668	423	50600465	432	50700115	163	52000294	87	52000510	23	52300022	39, 64, 129
50502669	422	50600466	428	50700116	160	52000295	89	52000550	22	52300140	608
50600159	447	50600467	430	50700117	160	52000298	88	52000564	197	52300239	128
50600266	436	50600468	432	50700119	162	52000300	88	52000564	197	52300245	38

PART#/PAGE# REFERENCE 705

52300257	209	52300514	97, 661	52400121	37	53000225	218	54000066	69	55800861	475
52300312	216	52300518	97, 661	52400125	38	53000237	265	54000091	245	55800863	489
52300314	216	52300519	97, 661	52400127	38	53000242	222	54000134	104	55801003	476
52300319	217	52300557	96, 210	52400128	90	53000242	222	54000143	104	55801003	476
52300353	207	52300560	96, 210	52400129	90	53000247	222	54000159	245	55801004	488
52300354	207	52300560	210	52400140	200	53000247	222	54000193	243	55801006	493
52300359	217	52300572	217	52400141	200	53000252	264	54000294	104	55801007	493
52300360	216	52300574	216	52400169	90	53000253	264	54000321	105	55801015	478
52300361	211	52300642	203	52400170	90	53000302	227	54000325	105	55801016	478
52300403	39	52300643	93	52400171	90	53000303	228	54000337	206	55801029	478
52300409	87	52300644	93	52400204	89	53000322	226	55800103	477	55801030	478
52300415	206	52300645	93	52400225	90	53000323	226	55800345	476	55801057	479
52300432	94	52300646	93	52400249	6	53000329	264	55800579	477	55801058	479
52300434	94	52300702	24	52400251	23	53000330	264	55800587	476	55801059	479
52300435	94	52300705	24	52400271	23	53000343	264	55800589	487	55801060	488
52300437	94	52300715	24	52400288	22	53000392	227	55800590	487	55801061	488
52300439	94	52300731	202	52400306	22	53000431	230	55800591	487	55801062	493
52300441	94	52300732	203	52400329	191	53000459	219	55800592	487	55801063	493
52300442	94	52300733	96	52400330	191	53000598	103	55800714	473	55801263	28, 474
52300446	94	52300734	212	53000063	221	53000751	11	55800715	472	55801280	28, 474
52300448	94	52300740	211	53000130	265	53000800	13	55800717	472	55801284	475
52300454	94	52300744	216	53000131	264	53000814	10	55800719	473	55801308	472
52300502	95	52400040	200	53000195	265	53000816	10	55800721	473	55801309	472
52300503	95	52400053	37	53000217	265	53000847	13	55800852	494	55801311	480
52300504	95	52400090	201	53000218	265	53000862	11	55800854	494	55801313	480
52300513	97, 661	52400091	201	53000221	219	54000008	245	55800856	475	55801315	481

55801317	481	55900228	494	56000406	462	56100318	452	56100448	424	57000510	183
55801325	481	55900237	494	56100007	451	56100319	445	56100449	425	57000529	174
55801326	480	55900238	494	56100008	451	56100330	439	56100462	30, 427	57001249	76, 627
55801327	480	55900241	7	56100009	451	56100331	452	56100477	426	57001250	76, 627
55801330	477	55900297	9	56100010	451	56100332	444	56100478	426	57001627	76, 627
55801469	485	55900307	28	56100015	451	56100342	452	56100479	439	57100179	153
55801471	485	56000029	260, 460	56100034	453	56100355	450	56100483	7, 30, 427	57100210	182
55801473	491	56000039	463	56100036	451	56100356	446	56100487	7	57100227	255
55801475	491	56000042	463	56100048	448	56100358	452	56100488	7	57100270	182
55801477	491	56000076	260, 460	56100108	447	56100361	440	56100544	424	57100297	49
55801479	491	56000077	260, 460	56100112	447	56100362	453	56100545	425	57100366	112
55801485	492	56000080	460	56100218	446	56100363	453	56100558	423	57200139	51
55801486	492	56000081	460	56100231	436	56100364	440	56100559	422	57200140	51
55801491	484	56000084	260	56100232	436	56100394	434	56100564	423	57200157	183
55801492	484	56000084	460	56100234	437	56100401	7	56100565	422	57200159	51
55801493	484	56000220	461	56100235	437	56100402	7	56100605	430	57200258	9
55801494	484	56000221	461	56100253	452	56100411	449	56100606	428	57200347	26
55801499	490	56000224	461	56100255	453	56100412	453	56100607	432	57200356	183
55801500	490	56000225	461	56100256	452	56100427	432	56100614	451	57200417	183
55801501	490	56000241	30	56100257	453	56100428	430	56100615	451	57200418	183
55801502	490	56000261	461	56100259	453	56100429	428	56100616	424	57300065	62, 92, 127
55900122	495	56000279	461	56100260	453	56100436	452	56100617	425	57300149	119, 545
55900123	495	56000280	461	56100264	453	56100437	452	56100619	451	57300151	119, 546
55900165	496	56000343	461	56100266	453	56100438	452	56100705	444	57300165	119, 546
55900194	494	56000344	461	56100267	453	56100446	430	56100706	445	57300186	119, 546
55900227	494	56000394	462	56100268	453	56100447	428	57000307	277	57300213	115

57300214	115	57400256	178	57400479	20	59500770	118	61300275	175	61300994	294
57300216	119, 545	57400270	177	57400492	20	59500771	118	61300299	332	61301005	384
57300236	119, 546	57400271	177	57400499	4	59600018	276	61300310	175	61301045	582
57300289	115	57400274	169	57400503	80	59600022	254	61300358	175	61301177	582
57300291	4	57400310	178	57400505	80	60300196	49	61300452	582	61301326	300
57300413	463	57400320	178	57400526	177	61100106	53, 546	61300516	329, 408	61301327	300
57400091	171	57400323	78	57400528	173	61100131	119, 545	61300517	329, 408	61301362	296
57400092	171	57400324	80	57400536	35	61100132	119	61300536	408	61301363	296
57400110	121	57400327	79	57400536	661	61100132	545	61300621	582	61301374	252
57400112	121	57400328	81	57400597	170	61100133	119, 545	61300622	583	61400001	261
57400114	121	57400330	80	57400600	170	61100134	119, 545	61300623	582	61400002	401
57400115	121	57400331	79	57400601	170	61100136	119, 545	61300654	387	61400025	391
57400120	55	57400332	81	57400602	170	61100158	119, 545	61300656	391	61400028	183
57400143	123	57400334	78	57400603	170	61100180	119, 546	61300762	301	61400058	223
57400150	179	57400335	81	57400617	176	61100188	15	61300768	295	61400148	412
57400159	122	57400336	79	57400620	176	61100209	377	61300769	295	61400176	412
57400176	168	57400337	79	57400621	176	61100210	119, 545	61300770	295	61400194	260
57400204	171	57400360	81	57400630	169	61100211	119, 545	61300788	300, 408	61400197	260
57400205	171	57400367	80	57400631	169	61300057	299	61300792	385	61400201	258
57400206	171	57400368	80	57400643	176	61300057	388	61300794	263	61400205	611
57400224	172	57400380	167	57400644	176	61300109	328	61300811	114	61400206	610
57400225	172	57400381	167	57400668	170	61300110	328	61300828	301, 409	61400224	175
57400227	172	57400383	167	58900630	253	61300120	300, 409	61300845	299	61400292	563
57400228	172	57400454	4	59500766	118	61300128	300, 409	61300846	299	61400293	563
57400229	173	57400456	4	59500767	118	61300217	387	61300928	383	61400294	563
57400243	173	57400459	21	59500769	118	61300254	385	61300993	294	61400295	563

61400296	259	62600009	636	62600100	17, 635	62700199	641	65100085	307	65400648	15
61400298	259	62600010	637	62600101	17, 635	62700204	184	65100153	303	65400681	29
61400311	257	62600011	635	62600102	17, 635	62700239	641	65100160	304	65600330	308
61400312	257	62600013	636	62600111	636	62700280	17	65100161	304	65600331	308
61400323	299, 390	62600014	636	62600112	636	62700296	640	65100165	304	65600332	308
61400325	175	62600015	635	62600123	638	62700297	640	65100166	304	65600389	14
61400328	259	62600017	636	62600128	638	64900476	351	65100196	307	66000005	668
61400334	259	62600018	636	62600131	638	64900636	303	65100205	307	66000107	662
61400375	611	62600019	637	62600132	638	64900690	303	65100216	304	66000130	668
61400377	611	62600021	635	62600134	639	64900752	304	65100217	304	66000147	668
61400437	115	62600023	636	62600135	639	64900754	304	65100218	304	66000301	669
61400451	258	62600024	636	62600136	639	64900828	302	65100219	307	66000302	669
61400455	391	62600025	642	62600137	639	64900829	302	65100220	307	66000303	669
61400573	115, 562	62600026	642	62600138	639	64901190	304	65100221	307	66000304	667
61400574	562	62600027	642	62600139	639	64901191	304	65400405	334, 351	66000305	667
61400593	175	62600033	637	62600140	638	64901192	303	65400457	305	66000307	667
61400617	610	62600060	636	62600141	638	64901193	303	65400458	305	66000308	667
61400721	611	62600082	636	62700009	51, 410	64901205	306	65400459	305	66000309	667
61400722	611	62600083	636	62700011	51	64901208	306	65400460	305	66000310	667
61400723	611	62600087	636	62700011	410	64901365	306	65400461	305	66000312	667
62400260	323	62600088	636	62700015	641	65100017	335	65400464	334, 351	66000313	667
62400264	323	62600091	637	62700045	640	65100019	335	65400466	304	66000319	667
62500026	114	62600093	637	62700055	640	65100044	334, 350	65400468	304	66000347	668
62600004	637	62600094	637	62700082	50	65100062	335	65400472	305	67700059	555
62600005	635	62600098	642	62700180	410	65100063	334, 350	65400480	305	67700109	555
62600007	636	62600099	17, 635	62700194	410	65100078	307	65400481	305	67700115	562

67700116	562	67800644	567	67900130	68	68000218	550	69200970	272, 537	70900176	543, 544
67700117	562	67800645	567	67900645	580	68000252	556	69200971	272, 537	70900274	50, 541
67700215	560	67800706	254, 566	67900653	580	68000253	556	69201108	557	70900283	544
67700216	561	67800707	254, 566	68000090	557	68000312	269, 575	69201109	557	70900284	544
67700439	556	67800982	569	68000092	557	68000313	269, 575	69201148	540	70900463	262
67700455	556	67801080	268, 574	68000104	552	68000340	5, 559	69201149	540	70900475	50, 541
67700487	562	67801082	268, 574	68000105	576	68000341	559	69201150	540	70900709	547
67800133	576	67801128	269	68000111	213, 214	68000342	559	69201525	551	70900774	543
67800166	559	67801128	575	68000112	221	68000343	5, 559	69201529	551	70900775	543
67800167	566	67801129	269, 575	68000113	221	69000007	52, 581	69201530	551	70900781	547
67800355	576	67801147	568	68000114	223	69000009	52, 581	69201594	551	70900817	115
67800356	576	67801148	568	68000115	223	69000038	655	69201595	551	70900843	263
67800357	576	67801149	569	68000116	213, 214	69000058	73	69201625	551	70901157	252
67800358	576	67801150	569	68000129	276	69000124	31	69201636	551	71400105	274
67800375	570	67801151	569	68000141	557	69200091	273, 537	69201704	285	71400106	274
67800483	270, 573	67801152	569	68000142	557	69200357	273, 540	69201706	274, 540	71400129	274
67800484	270, 573	67801184	568	68000151	271	69200441	558	69201726	534	71500110	467
67800492	270, 573	67801186	568	68000152	271	69200442	558	69201750	540	71500177	467
67800494	270, 573	67801297	25	68000170	557	69200722	274, 540	69202757	5	71500178	467
67800614	576	67801326	569	68000171	557	69200772	213, 214	69202993	31	71500179	467
67800615	576	67801327	569	68000172	554	69200826	273, 537	69203216	557	71500185	466
67800616	576	67801329	569	68000173	554	69200854	272, 537	69203400	575	71500285	467
67800617	576	67801541	269, 575	68000183	557	69200855	272, 537	69203477	272	71500286	467
67800639	567	67900007	578	68000184	557	69200863	557	69203495	656	71500441	467
67800640	567	67900008	271, 579	68000213	551	69200864	557	69203496	656	71500442	466
67800642	567	67900058	271, 579	68000214	551	69200865	528	70900078	542	71500515	467

71500561	468	76000982	505	76001294	504	90200791	225	90201973	11	92500011	344
71500629	468	76000983	505	76001295	501	90200792	223	90202082	10	92500031	343
76000193	609	76000984	507	76001296	501	90200793	223	90202087	13	92500032	343
76000259	538	76000985	507	76001297	501	90200876	223	90202088	10	92500033	343
76000280	522	76000986	506	76001298	501	90200882	228	90202107	12	92500035	340
76000351	528	76000987	506	76001299	503	90200914	266	90202220	11	92500038	342
76000505	523	76000988	508	76001300	504	90200915	266	90202254	25	92500041	354
76000512	527	76000989	508	76001322	179	90200918	226	90202332	100	92500042	354
76000523	522, 526	76000990	509	76001339	536	90200981	224	90202507	225	92500047	310
76000539	179	76000991	508	76001340	536	90200991	229	90202508	225	92500054	345
76000748	522	76000992	505	76001341	536	90200992	231	90202530	25	92500055	345
76000768	534	76000997	509	76001342	537	90201052	266	90202531	25	92500058	310
76000842	528	76001045	510	76001343	537	90201084	266	90202599	231	92500059	392
76000862	539	76001046	510	76001361	510	90201206	267	90202608	226	92500074	310
76000863	539	76001071	536	76001365	531	90201312	102	90202609	228	92500075	310
76000959	523	76001072	536	76001366	530	90201315	102	90202657	224	92500077	317
76000960	523	76001074	512	76001367	532	90201321	42	90202689	24	92500078	317
76000961	523	76001100	508	76001371	533	90201324	43	90202693	24, 100	92500079	319
76000974	510	76001113	512	76001372	532	90201433	43	90300003	134, 661	92500080	319
76000975	510	76001137	534	76001373	530	90201567	101, 135	90300017	134, 661	92500081	319
76000976	510	76001163	511	76001386	533	90201568	101, 135	90300111	662	92500082	319
76000977	507	76001164	511	76100034	528	90201768	136	90300117	662	92500083	314
76000978	507	76001180	535	76200037	114, 512	90201769	42, 102	90300118	664	92500084	315
76000979	506	76001231	503	90200737	223	90201769	137	91600001	643	92500086	315
76000980	505	76001291	502	90200787	224	90201770	42, 102, 136	91800030	147	92500094	320
76000981	505	76001292	502	90200788	224	90201777	102	91800066	410	92500095	321

92500096	314	93100018	653, 654	93300097	181	93300168	604	93600125	647	17537-07A	406
92500097	314	93100019	653, 654	93300098	203	93500006	147, 255	93600126	646	17551-04	406
92500121	396	93100020	653, 654	93300099	605	93500011	255	93600127	647	17572-99	400
92500122	396	93100021	653, 654	93300103	601	93500030	247	93600129	646	17573-99A	400
92500127	310	93100022	653, 654	93300104	601	93500033	247	93600130	649	17618-99A	399
92500128	310	93100023	653, 654	93300105	601	93500036	247	93600132	650	17620-99	399
92500129	310	93100024	653, 654	93300106	602	93600002	647	93600133	649	17645-07A	405
92500130	310	93100025	653, 654	93300107	102, 605	93600016	649	93600136	650	17655-05	405
92500132	313	93100026	653, 654	93300110	102, 605	93600028	648	93600140	646	17707-11	398
92500133	313	93100027	653, 654	93300113	606	93600029	646	93600141	646	17709-11	398
92800008	41, 65, 133, 207, 661	93100028	655	93300114	606	93600031	647	93600149	651	17964-99	400
92800012	659	93100034	665	93300116	605	93600033	648	93600155	647	17966-99	400
92800013	659	93100040	653	93300117	605	93600034	648	93600156	647	18013-03A	337, 352
92800018	660	93100041	653	93300119	604	93600068	647	93600157	646	18404-08	337
92800019	660	93100043	653	93300120	604	93600080	648	93600158	646	18572-13	337, 352
92800020	660	93100043	654	93300121	604	93600081	648	93600162	646	19221-15	365
92900001	657	93100070	13, 653	93300122	604	93600082	647	93600163	646	24017-10	338
92900002	657	93100073	653, 654	93300123	602	93600083	648	93600166	648	24018-10	338
92900004	657	93100074	653, 654	93300124	602	93600084	646	93600167	647	25127-04A	391
92900042	657	93300001	227	93300125	602	93600107	650	93600168	650	25130-04A	385
92900043	657	93300060	230	93300126	603	93600110	650	93600169	648	25213-04	406
92900066	9	93300061	230	93300128	25	93600115	648	93600170	647	25282-11	338
93100005	664	93300062	230	93300129	13	93600121	646	93600171	646	25284-11	338
93100015	664	93300063	230	93300142	12	93600122	646	12700096A	676	25307-06	405
93100016	664	93300070	229, 605	93300158	603	93600123	647	16205-10	402	25331-10	389
93100017	658	93300072	229, 605	93300159	602	93600124	647	16213-10	397, 402	25333-10	389

25338-99B	385	28739-10A	328, 348	29400232A	349	31559-99A	402	32092-98B	358	32690-99A	415
25340-99A	391	28740-10A	328, 348	29400245A	301	31600048A	358	32093-98B	358	32700168A	14
25364-01B	399	29000009A	350	29400246A	301	31600051A	358	32095-98B	357	32714-98A	468
25369-01B	400	29000019A	350	29400449A	14	31600054A	358	32303-08A	358	32745-99	412
25440-04A	387	29006-09C	333	29400450A	14	31619-06A	402	32318-08A	358	32747-99	412
25441-04A	387	29017-09	328	29400451A	14	31621-06A	402	32325-08A	358	32972-04A	387
25454-01	395	29080-09A	348	29416-04	387	31709-04	74	32335-04	674	32975-04A	387
25460-04	406	29098-09A	333	29417-04	299, 387	31783-00	402	32336-04	674	33395-06A	45
25460-06	406	29119-08	332	29424-05B	356, 673	31901-08A	358	32337-04	674	33397-07A	45
25482-10	336	29153-07	406, 409	29437-01A	672	31902-08A	358	32338-04	674	33760-09	109, 140, 233
25486-05	405	29170-08	332	29462-99	672	31907-08A	358	32342-04	674	33801-09	109, 140, 233
25562-09	388	29191-08	672	29493-05A	299	31930-99C	358	32359-00C	358	33814-98A	109, 140, 233
25563-09	388	29200008A	123	29503-07	332	31932-99C	358	32360-00C	358	33876-07	138, 233
25638-07	336	29259-91A	672	29509-06	672	31937-99C	358	32362-04A	674	33909-08A	139
25913-99	415	29291-95	672	29510-05	332	31939-99C	358	32365-04	674	34016-08	70, 139
26082-05C	185	29299-08A	333	29586-06	332	31944-99C	358	32367-04	674	34018-08	109, 140, 233
26157-07A	155	29314-08	672	29633-08	672	31946-99C	358	32414-09	388	34023-08	138
27557-08	341	29319-08	332	29702-08B	356, 673	31956-04B	358	32415-09	388	34023-08	235
27564-09A	341	29325-95A	672	29703-00	415	31958-04B	358	32519-10	389	34043-10	70, 139
27794-08	674	29328-99	299, 391	29782-07	350	31963-89B	358	32520-10	389	34045-10	138, 235
27956-10	299, 399	29331-04	672	29784-07	353	31964-89C	358	32581-90TB	391	34521-06B	399
28714-10	356, 673	29331-96	672	29900028A	275, 540	31965-08A	358	32584-88TA	394	34535-00B	138, 235
28720-10	328	29377-08	672	29985-87	275	31967-08A	358	32668-98A	385	34539-00	70, 139
28721-10	329	29400022A	356, 673	29999-97B	275	32042-07	401	32677-01	395	34635-90T	455
28722-10	329	29400061A	328, 348	30003-10	353	32047-99A	385	32679-99A	394	34689-04	442
28728-10	332, 350	29400227A	348	31335-03A	402	32077-07	401	32689-99A	391	34760-04	394, 406

34761-04A	394, 406	40120-09	596	41456-08C	593	42054-05	248	43077-11A	593	43213-11	685, 691
34790-05	395, 405	40554-04A	682, 683	41474-06B	684	42069-08	154	43078-99	649	43216-11	683
34794-05A	405	40555-04A	682, 683, 685	41500012A	594	42117-08A	465	43100015A	685, 688	43218-08	683
34850-09	109, 140, 233	40556-06A	682	41566-08B	684	42123-08	465	43100021A	682	43221-08	153
34856-06A	417	40565-91B	682, 683, 686	41688-08A	685, 686, 691	42200064A	367	43100038B	685	43228-08	683
34932-04	406	40878-11	683, 686	41700263D	465	42200095A	367	43102-91B	685, 689	43231-08	682
34943-05	405	40879-11A	682	41700330A	465	42275-07A	464	43104-93A	682	43235-08	152
34967-04	448	40955-05	249	41700421A	464	42298-08	675	43104-93A	683, 684	43242-06B	686
35471-05	138, 233	40959-05	249	41700422A	464	42300124A	16, 676	43109-09A	687	43250-07B	683
36700094A	465	41000008C	285	41700423A	464	42310-08	675	43109-09A	687	43258-07B	682, 683, 685
37000121A	367	41000021G	663	41700424A	464	42400009A	593	43114-91B	685, 689	43300494A	587
37105-99	400	41000445A	285	41700425A	464	42400010A	593	43115-09A	687	43300496A	587
37116-06	400	41001212A	285	41700441A	465	42710-04	442	43115-91A	684, 687, 689	43332-09	688
37135-06	399	41036-12	682, 683	41704-09	117, 153	42711-04	442	43117-09	682	43353-03	685, 686, 688
37189-99	399	41144-97	597	41705-09	117, 153	42712-04	448	43117-09	683, 684	43371-07A	683, 687
37193-11	398	41145-97	597	41706-09A	117, 153	42739-08	675	43118-92A	684	43390-08A	684
37195-11	398	41148-98	597	41771-10	686	42831-04A	675	43118-92A	684, 685, 687, 689	43422-09	117, 153
37198-11	398	41150-98	597	41830-05A	594	42836-04A	675	43163-08A	47, 116, 148, 251	43428-09	47, 116, 148, 250
37757-07	596	41161-01	580	41831-05A	594	42850-06B	675	43169-00A	683, 686	43822-01	412
37938-08KA	368	41170-03	580	41832-05A	594	42897-06A	675	43172-01B	691	43834-98	150, 249
37951-98	368	41171-03	597	41852-08B	675	42897-08	675	43173-01	691	43848-08A	593
37980-10	368	41371-08	248	41854-08	675	43013-09A	48	43189-11	686, 691	43851-11B	593
38002-04	368	41451-08C	593	41998-07	683, 689	43022-91A	682, 684, 687, 689	43197-04B	683, 685	43854-08A	593
38843-08	464	41453-08C	593	41999-07B	684, 687	43061-04	251	43200026A	683	43858-00	412
40006-85	670	41454-08B	593	42012-06A	248	43062-04	251	43200038A	686	43859-00	412
40120-09	75	41455-08C	593	42029-07	675	43063-04	251	43211-09A	687	43861-08A	593

43864-96	251	44367-00A	595	46302-01	140	48218-10	41, 65, 133, 413	49155-09B	240	50300125A	97
43868-99	412	44368-00A	595	46303-01	233	48220-10	41, 65, 133, 413	49179-09	225	50300127A	97
43878-08B	593	44395-00A	49, 151	46305-01	233	48221-10	41, 65, 133, 413	49184-09A	240	50300130A	97
43881-96	415	44395-08	151	46318-04	659	48223-10	41, 65, 133, 413	49200-07A	143	50300131A	97
43884-96	412	44432-04	412	46363-11	675	48225-10	41, 65, 133, 413	49215-07	46	50370-04	442
43897-86B	152	44476-99	150, 249	46399-05A	48	48452-00	152	49261-00A	142	50378-07B	238
43899-86A	47, 148, 251	44477-99	150, 249	46418-05B	465	49000105A	241	49282-09B	224	50379-07B	238
43911-95	412	44942-08A	595	46424-05B	465	49000114A	241	49283-09	225	50399-07A	141
43957-86F	675	44944-08A	595	46425-05A	465	49000117A	241	49287-11	46	50420-05	448
43970-08	686	44947-08A	595	46463-08	465	49004-00A	143	49291-07	224	50454-09	142
44026-09A	684, 687	44950-08	594	46482-00	144	49010-06	73	49320-09	73	50459-06	141
44063-83D	675	44959-08	594	46546-03	246	49021-09	70	49440-10	143	50500403A	236
44082-00E	675	44994-07	464	46548-03	225	49023-02A	143	49442-10A	240	50501295A	437
44082-08	675	45075-07	464	46549-03	240	49037-05A	143	50193-96	239, 459	50501388A	433
44114-07	47, 116, 148, 250	45078-96D	465	46555-03B	562	49050-09A	240	50198-97C	236	50501395A	433
44116-07A	47, 116, 148, 250	45149-99C	465	46559-03	255	49060-04	46	50203-04	44	50502192A	27
44117-07A	47, 116, 148, 250	45281-99E	465	46565-04	224	49080-06A	70	50210-06	72	50602-00A	141
44148-07A	47, 116, 148, 251	45355-06B	465	46646-05	597	49087-01	225	50211-04	448	50631-04	448
44209-87D	675	45500172B	246	46647-05	597	49102-86T	454	50246-00	239, 459	50683-04	458
44256-01	153	45591-02	146, 247	47300-88T	152	49110-98	455	50300008A	214	50688-04	458
44345-09	154	45800038B	247	47630-09	152	49128-82	455	50300044B	213	50704-04	443
44357-00A	595	45813-03	150, 249	47660-09	152	49140-05B	143	50300054A	215	50710-04	443
44358-00A	595	45848-03	150, 249	47663-09	152	49144-86	454	50300058A	215	50713-04	443
44359-00A	595	45963-97	146, 247	48035-09	41, 65, 133, 413	49149-84A	455	50300076B	213	50716-04	71, 111, 238
44360-00A	595	46089-98B	660	48211-08	152	49155-05B	240	50300099A	133	50752-04	71, 111, 238
				48212-08	152			50300124A	97	50752-04	459

50763-09	44	51638-97	62, 91, 126, 205, 655,	52348-97	40, 66, 131	52825-05	96, 211	53605-97	229, 605	54268-10	128
50763-09	72, 236, 457	51639-97	62, 91, 126, 655,	52378-07	60	52866-06A	64	53655-04A	43	54283-09A	214
50782-91	239, 459	51640-06	131	52408-07A	210	52886-98D	212	53797-09	63	54290-11	41, 67, 132
50789-99B	237	51641-06	66, 131	52412-79A	40, 66, 131	52900-09A	203	53803-06	207	54291-11	41, 67, 132
50810-08	71, 111, 239, 459	51676-97A	38, 62, 92 127, 201	52423-09A	202	52912-00	125	53804-06	207	54296-11	128
50829-07A	456	51726-05	198	52447-96	205	52914-09A	203	53810-00C	129	54382-11	192
50830-07A	456	51727-05A	212	52501-09A	202	52920-98B	212	53842-00C	262	54384-11	59
50832-07A	457	51737-07	36	52546-09A	202	52924-98B	212	53919-04B	262	54630-03A	245
50915-90T	455	51763-07	125	52572-09A	203	52930-05	125	53930-03B	128	54635-09	245
50916-90T	455	51764-06	124	52583-09A	203	52933-97C	208	53931-03A	128	54651-05	145
50932-08	141	52000211A	37	52587-09	203	52952-97	205, 655	53932-03A	128	54758-07	145
50957-02C	456	52066-97C	199	52589-09A	203	52976-05	193	53959-06	128	55035-11A	682, 685
51060-08	232	52067-08A	199	52591-09A	202	53061-00B	134	53961-06	63	55071-11A	591
51076-10	91, 126, 205	52093-08A	198	52593-09A	202	53070-00A	236	53964-06B	63	55192-10	682
51132-98	40, 66, 131	52095-08A	199	52596-09A	202	53075-03	128	53968-06C	63	55193-10	682, 683
51322-08	232, 458	52099-09A	193	52610-09A	208	53246-09C	220	54097-10	63	55798-10A	464
51397-06A	124	52124-09A	64	52612-95	40, 66, 131	53249-01B	227	54099-10	202	55800035A	472
51404-10	61	52265-01A	199	52626-04	40, 66, 131	53260-09B	218	54145-10	232	55800548A	492
51468-06A	124	52284-06	60	52627-09A	208	53276-04A	219	54157-10	237	55800549A	492
51540-06	59	52292-00A	124	52631-07	39	53276-09B	219	54171-11	265	55914-98	487
51542-01B	198	52300040A	39	52631-07	130	53301-06	226	54205-09A	207	55954-00	483
51579-05A	211	52300324A	206	52652-04	40, 66, 131	53302-07	226	54213-09A	215	55967-08	482
51615-99C	198	52300555A	96	52709-97C	212	53303-07A	220	54234-10A	456	56000262A	462
51630-09A	198	52300556A	96, 210	52715-04A	141	53472-09A	215	54246-09A	207	56000294A	462
51631-09A	203	52300558A	96, 210	52723-06A	208	53512-07A	41	54247-09A	208	56000301A	462
51633-06A	212	52300559A	96, 210	52729-08A	130	53566-09A	215	54248-09A	208	56000305A	462

716 PART#/PAGE# REFERENCE

56036-08	486	57001615EKP	76, 627	57485-11	489	58314-97	172	60051-01	580	60886-11A	398	61785-92T	630	63004-09A	410	64900553B	306	67313-05A	542	67796-91T	564	68332-08	578
56165-03	496	57001615ENR	76, 627	57800-00	277	58346-06	54, 79	60215-06	578	61100006B	545	61814-55T	630	63020-04	411	64900554B	306	67315-05A	542	67800366A	559	68348-05	558
56166-08	483	57001615ENX	76, 627	57805-03A	231	58348-06	54, 79	60277-07	579	61100007B	545	61840-94T	630	63023-05	51	64900555A	306	67516-04B	543	67800367A	559	68358-07A	270
56178-92TA	497	57001615EOG	76, 627	57892-11	231	58433-96	167	60280-07	579	61100093B	119, 546	62063-01	231	63023-05	410	64981-09	334	67516-08	543	67800802A	98	68358-07A	577
56180-08	483	57001615ESS	76, 627	57965-97A	56, 120	58519-07A	179	60293-00	74	61100103A	119, 545	62241-08	631	63121-11A	252	65100076A	307	67700093B	555	67800830A	98	68411-10	570
56266-09	496	57001615EUZ	76, 627	58002-09A	183	58520-79TC	248	60408-09	267	61100107A	53, 119, 546	62242-08	631	63133-10B	53, 545	65100084A	307	67700144A	555	67891-99	147	68435-10	570
56267-09	495	57001615EVC	76, 627	58022-07A	183	58602-04	34, 54	60514-07A	74	61100117A	545	62243-08	631	63134-10B	53, 545	65400137A	351	67700145A	555	68000123A	572	68517-94A	35
56269-09	495	57001615EVD	76, 627	58024-96A	35	58684-89B	182	60529-90A	394, 401	61100125A	119, 545	62378-10A	263	63139-10B	53, 545	65400285A	308	67700353A	556	68000190A	552	68517-94A	571
56275-08	450	57001615EXE	76, 627	58063-04	34, 54	58770-96	120	60543-99B	400	61100126A	119, 546	62600030B	635	63140-10B	53, 545	65600449A	14	67700354A	556	68000191A	552	68544-10	68
56275-96B	450	57001615EXU	76, 627	58120-96A	174	58900-11	180	60553-07A	400	61100129A	545	62600031A	635	63731-99A	640	65948-00C	669	67700356A	556	68006-83T	578	68611-98	572
56298-03A	496	57001615EYP	76, 627	58146-07	182	58904-03	180, 607	60572-86	394, 401	61200008A	541	62600038B	636	63793-01K	640	65958-04C	669	67700426A	554	68011-91T	578	68615-04	572
56405-08	450	57001615EYT	76, 627	58156-08A	174	59002-98	157, 256	60654-07A	153	61286-92T	263	62600041A	636	63794-10	641	65989-90B	669	67700427A	554	68055-10BHP	147	68617-04	572
56486-01	497	57001615EYV	76, 627	58163-02	168	59005-98	257	60655-07A	153	61300049A	263	62600042A	636	63795-10	640	65989-97E	669	67700430A	554	68127-10	570	68643-09	35
56567-86B	497	57061-09	121	58164-96A	56	59027-99	157	60665-99B	400	61308-09A	263	62600043A	636	63796-77A	640	65991-82B	669	67700433A	554	68128-10	570	68643-09	571
56626-99	606	57070-97DH	35, 57	58187-96	172	59045-00B	254	60706-09A	399	61335-09A	263	62600084A	636	63797-10	641	66006-29F	669	67700555A	9	68129-98DH	57	68669-05A	558

69235-04	559	69756-05	565	71031-04	664	74553-04A	543	75098-08A	547	83841-09	276
69303-02	565	69757-05	565	71040-04	664	74554-04	543	75110-98B	677	83843-09	276
69304-02	565	69758-05	565	71282-04	74	74562-98	258	75113-04A	543	83911-09B	675
69307-02	570	69759-05	565	71283-01	146	74567-11	155	75113-08	543	83946-11	271
69308-02	570	69760-05	565	71500186A	467	74584-99	260	75137-98B	677	83968-10	231
69309-10	663	69761-05	565	71500187C	467	74597-01	155	75158-10	677	83976-10	231
69366-07	577	69793-07	564	71500228C	467	74612-06	258	75327-09D	547	83989-10A	277
69461-06D	572	69795-07	564	71500248C	468	74616-04	74, 154	75357-10A	547	84031-11	228
69462-06D	572	69817-07A	577	71500250B	468	74622-06	275	75358-10A	547	88232-06	228
69492-05	566	70213-02C	469	71718-02	469	74622-09	275	76000232C	527	90200872DH	267
69604-03A	562	70222-96B	466	71790-05	261	74661-04	261, 544	76000277B	526	90201326A	43
69622-99B	560	70228-96C	466	71802-03	467	74667-06	74	76000278A	522, 526	90201513A	99
69623-99A	560	70239-07	469	71804-03	467	74682-10	543	76000582A	539	90201552A	98
69624-99A	560	70248-02B	469	71816-09	467	74683-10	543	76000829A	527	90201561A	98
69626-99	560	70255-02B	469	71826-11	466	74688-10	543	76000834A	527	90201645A	99
69627-99	560	70264-94A	274, 540	72673-11	540	74689-10	543	76312-98	538	90202534DH	101
69732-05	561	70270-04A	274, 540	73294-10	147	74690-10	543	76386-08	539	90238-00	142
69733-05	561	70900070B	541	73342-09	565	74691-10	543	76386-09A	539	90300096A	262
69734-05	561	70900071A	541	73343-09	565	74692-10	543	76388-08	539	90853-06DH	266
69735-05	561	70900072A	541	73415-11	67, 132	74774-11D	541	76572-09	538	90881-09A	224
69736-02	565	70900100C	50	73416-11	576	74775-11C	541	77117-10	538	90892-09	222
69738-05	561	70900100C	541	74538-09	255	74776-11D	541	79179-08	221	91080-93	157
69740-01	560	70900465A	262	74541-00	258, 544	74777-11C	541	79211-08A	264	91135-09	74, 146
69749-05	561	70900773B	543	74543-00	255	75012-82D	544	80611-09	335	91195-04	156, 256
69752-04	565	70900777B	543	74550-92T	258	75027-08D	547	83324-09B	689	91347-00	596
69753-04	565	70900778B	543	74552-04A	543	75031-09	50	83825-09B	276	91402-00	157

91615-09A	68	91909-03B	463	94117-93T	418	94452-05	497	94793-01	670	98600BF	628
91660-06	665	91910-03B	463	94119-93T	418	94453-05	497	94819-02	671	98600BY	628
91668-05	201	91930-92T	463	94120-93T	418	94454-05	497	94830-02	415	98600EK	628
91671-10	273, 537	91931-92T	463	94121-93T	418	94546-05	580	94832-02	415	98605AX	628
91672-07	665	91945-98B	260	94122-93T	418	94616-98	610	94844-10	650	98605BF	628
91697-06B	462	91945-98B	460	94124-93T	418	94624-97B	668	94863-10	641	98606BF	628
91718-02	631	91968-98	462	94125-93T	418	94625-98	610	94868-10A	659	98606BY	628
91722-04	609	91971-98	462	94126-93T	418	94626-98	610	94871-10	660	98606EK	628
91723-02	631	91982-03B	463	94127-93T	418	94630-98	415	94873-10A	659	98628EK	628
91743-87T	607	91983-03B	463	94130-93T	415	94631-98	415	94901-03	611	99020-90T	629
91744-87T	607	92022-03A	463	94131-93T	415	94640-08	655	94902-03	611	99027-90T	631
91745-02	631	92023-03A	463	94132-93T	415	94641-08	655	94943-07	414	99352-82Z	631
91773-85	607	92059-07A	460	94133-01	457	94647-98	665	94968-09	643	99539-97	629
91811-85	631	92068-08A	460	94135-93T	581	94650-98	658	95615-04	597	99650-02	643
91815-85	631	92190-06A	462	94139-01	457	94651-09A	651	95982-98B	665	99661-92T	249
91840-03B	463	93024-88	609	94140-02	457	94669-00	670	96396-09	258	99663-92T	249
91845-03B	463	93036-95	609	94207-04	415	94684-00A	671	97008-07	608	99670-04	629
91846-03B	463	93037-09	609	94208-04	415	94686-00	641	97410-10	641	99688-10	629
91848-03B	463	93300054B	180	94280-04	417	94697-08	670	98169-88T	608	99821-09	668
91857-91	609	94058-03	417	94281-04	417	94704-10	658	98170-88T	608	99825-02	628
91864-90T	463	94059-03	417	94289-94T	127	94705-10	658	98185-90T	608	99828-09	668
91866-90T	463	94068-03	417	94291-04A	417	94708-98	49, 597	98187-90T	658	99856-92	643
91885-97A	229, 605	94109-95	581	94415-05	144	94755-99	261	98196-85T	608	99857-97A	643
91887-98	229	94111-95	123, 418	94435-10	670	94773-00A	597	98197-85T	608	HDB140106D1780	690
91887-98	605	94114-02	580	94448-82B	670	94773-07	597	98198-85T	608	HDB140110C1780	690
91907-87	463	94116-93T	418	94451-05	497	94778-10	651	98199-85T	608		

ONE-YEAR OVER-THE-COUNTER PARTS AND ACCESSORIES WARRANTY

Harley-Davidson warrants that street legal Genuine Motor Parts (“Parts”) and street legal Genuine Motor Accessories (“Accessories”) that are purchased on or after January 1, 2012 through an authorized dealer will be free from factory defects, under normal use and service, for a period of one year starting from the date of retail sale and delivery (not date of installation). Because this limited warranty covers only Parts and Accessories, labor is not covered. This limited parts warranty does not cover defects or damage due to abuse, misuse or improper installation. This parts warranty applies to Parts and Accessories you or an aftermarket shop have installed, but only for defects in manufacturing — not conditions caused by the improper installation.

This Parts and Accessories warranty is separate and distinct from the limited factory warranty that applies to your stock motorcycle. This Parts and Accessories warranty does not extend or modify the factory warranty that applies to your motorcycle. It only covers the street legal Genuine Motor Parts and street legal Genuine Motor Accessories added to your motorcycle.

This Parts and Accessories warranty does not cover defects, damage or premature wear to your motorcycle that are caused by the installation or use of Parts and Accessories, even those installed by an authorized dealership. Examples include, but are not limited to performance-enhancing powertrain components or software, exhaust systems, non-approved tires, lowering kits, handlebars, add-ons connected to the factory electrical system, etc.

The fact that Parts or Accessories are labeled or branded Harley-Davidson, or are sold or installed by an authorized dealership, does not necessarily make them appropriate or warranted for the make and model of your motorcycle. The use of Parts and Accessories not designed and tested for your motorcycle may have negative consequences on the performance of your motorcycle and may create conditions not covered by the limited factory warranty.

The remedy for breach of this limited Parts and Accessories warranty is expressly limited to the repair or replacement of any component that proves to be defective, and does not extend or create liability for consequential damages, costs or expenses, including loss of time, inconvenience, or loss of use of the motorcycle. Any implied warranty, including warranty of merchantability or fitness for a particular purpose, is expressly limited to the duration of this limited one-year Parts and Accessories warranty, or to the shortest duration permitted by the laws in your state.

- EXCLUDED COMPONENTS:**
All Genuine Motor Parts & Accessories will qualify for the one-year over-the-counter warranty, with the following exceptions:
- Tires
 - Chemicals
 - Premium Luggage (two years)
 - Harley-Davidson Audio Powered by Rockford-Fosgate (two years)
 - Non-street legal components (including Screamin’ Eagle® Pro)
 - Anything with a manufacturer/factory warranty
 - Other disposable and consumable items

Please see [Harley-Davidson.com/warranty](https://www.harley-davidson.com/warranty) for more information regarding warranties.

To obtain warranty service, return the affected component(s) with proof of purchase, at your expense, within the limited warranty period to an authorized Harley-Davidson® dealer.



Harley-Davidson Parts and Accessories Division, a facility of Harley-Davidson Motor Company, is registered to International Quality Standard ISO 9001:2015.

The sale or use of these parts or accessories does not grant the purchaser a license or other right under any Harley-Davidson patent.

IMPORTANT – PLEASE READ: We have tried to make this catalog comprehensive and factual. All product descriptions (including depictions, specifications, dimensions, measurements, ratings and competitive comparisons) are based on available information at the time of publication. Although such descriptions are believed correct, errors and changes can occur and complete accuracy cannot be guaranteed. Harley-Davidson may make changes at any time to prices and specifications, and may change or discontinue any of the items depicted in this catalog without notice, and without incurring any obligation.

ATTENTION: Vehicles in the configurations shown and the accessories described in this catalog may not be available for sale or use in some locations. Please check with your dealer for complete product details and the latest information.

NOTICE: Selection varies by dealership. Prices listed are generally the Manufacturer’s Suggested Retail Price (MSRP), excluding taxes and shipping, and are subject to change without notice. Prices at local dealerships may vary. All online orders will be fulfilled and shipped by Harley-Davidson Motor Company as the agent for the Selling Dealer. All taxes are extra. Harley-Davidson reserves the right without prior notice to discontinue at any time any of the items herein or change specifications or designs without incurring any obligation to the customer. All items are subject to availability and prior sale by our dealers.

TRADEMARKS: Adversary, Aluminator, Badlander, Bar & Shield logo, Blackline, Boom!, Brawler, Breakout, CoolFlow, Cross Bones, Custom Vehicle Operations, CVO, Dark Custom, Daymaker, Destroyer, Deuce, Diamond Back, Diamondback, Digital Technician, Dominion, Dyna, Electra Glide, Electra Glo, Empire, Evolution, Fat Bob, Fat Boy, Forty-Eight, Freewheeler, FXDR, Get-A-Grip, Hard Candy Custom, Harley, Harley-Davidson, Harley-Davidson Street, Harley Owners Group, HD, HDMC, H-D, H-D Connect, H-D Prodigy, H-D1, Heritage Softail, Heritage Springer, H.O.G., HOG, Hog Ties, HoldFast, Hugger, Iron883, Knockout, Kahuna, LiveWire, Low Rider, Nightster, Night Rod, Night Train, Nightster, Onyx, Pan America, Profile, Reach, Revolution, Revolution Max, Revolution X, Ride Free, Road Glide, Road King, Roadster, Road Tech, Road Zeppelin, Rocker, Screamin’ Eagle, Seismic, Seventy-Two, Signature Series, Softail, Softail Slim, Spectra Glo, Sport Glide, Sportster, Springer, Street, Street Bob, Street Glide, Street Rod, Street Stalker, Sturgis, Sundowner, Sun Ray, Sunwash, Super Glide, SuperLow, SuperLow 1200T, Switchback, SYN3, Tallboy, Tour Glide, Tour-Pak, Tri-Glide, T-Sport, Twin Cam 88, Twin Cam 88B, Twin Cam 96, Twin Cam 96B, Twin Cam 103, Twin Cam 103B, Twin Cam 110, Twin Cam 110B, Twin-Cooled, Ultra Classic, Voltaic, V-Rod, V-Rod Muscle, VRSC, Wide Glide, Willie G, XR1200, XR1200X, 80Grit and the Harley-Davidson Genuine Motor Parts and Genuine Motor Accessories Logo are among the trademarks of H-D U.S.A., LLC.

3M, AGM, Allen, Apple, Bluetooth, Brembo, City Navigator, Cordura, Dow Corning, Dunlop, Galaxy5, Google, Hylomar, iPhone, iPod, Kevlar, Loctite, Michelin, NavTraffic, NavWeather, Ohlins, PJ1, QuickTite, Rockford Fosgate, Samsung, Scorchler, Scotchlite, SD, Showa, Sirius, SiriusXM, Teflon, Threadlocker, Velcro, Wounded Warrior Project, Windows, Xenon, XM, zūmo and all other marks are trademarks of their respective owners.



We care about you. When riding your Harley-Davidson® motorcycle, be sure to ride safely, respectfully and within the limits of the law and your abilities. Always wear an approved helmet, proper eyewear and protective clothing, and insist your passenger does too. Never ride while under the influence of alcohol or drugs. Know your Harley-Davidson® motorcycle, and read and understand your owner's manual from cover to cover. Sign up for a Harley-Davidson® Riding Academy course (visit [harley-davidson.com](https://www.harley-davidson.com) for a course near you) or Motorcycle Safety Foundation rider course (call 1-800-446-9227 for a course near you). Protect your privilege to ride by joining the American Motorcyclist Association. Visit [americanmotorcyclist.com](https://www.americanmotorcyclist.com) for more information.

The sale or use of these parts or accessories does not grant the purchaser a license or other right under any Harley-Davidson patent.

©2024 H-D or its Affiliates. H-D, Harley, Harley-Davidson and the Bar & Shield Logo are among the trademarks of H-D U.S.A., LLC. Third-party trademarks are the property of their respective owners.
94500393